

BAX[®] System Q7

PCR Assay for *L. monocytogenes* 24E

The BAX[®] System PCR Assay for *Listeria monocytogenes* 24E can help companies monitor their environment and products for contamination with *L. mono*. Traditional culture methods can take four days or more to get results, and many rapid methods require a two-stage, 48-hour enrichment. With this BAX System assay, however, accurate and reliable results are available the next day with a single step, 24-hour enrichment.



QUA 18/05 - 07/08
Alternative Analytical
Methods for Agribusiness
<http://nf-validation.afnor.org/en>

Features & Benefits:

- Clear yes-or-no results in as little as 30 hours for select food and environmental samples
- Compatible with many other BAX System assays for efficient processing
- Carefully designed primers target specific genetic sequences possessed only by the target organisms
- Validated to perform as well or better than standard reference methods for listed product types
- Minimal components and simplified workflows to maximize efficiency and ease-of-use
- Internal controls included to validate results even in absence of target
- Flexible protocols available to meet your unique workflows

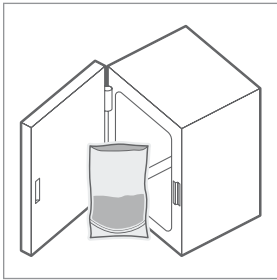


Validations, Certifications and Approvals:

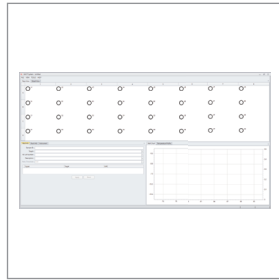
- **AOAC Research Institute**
*Performance Tested Method*SM #080901
Validated on frankfurters, spinach, cooked shrimp, queso fresco cheese and stainless steel surfaces
- **NF VALIDATION – certificate granted**
AFNOR Certification QUA 18/05 – 07/08
Certified according to NF Validation rules for meat, seafood, dairy, vegetables and environmental surfaces

Product No.	Description	Quantity
KIT2002	BAX [®] System PCR Assay for <i>L. monocytogenes</i> 24E	96 tests per kit

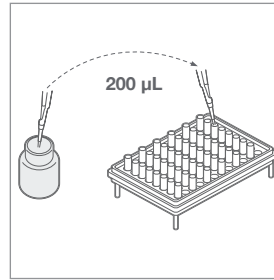
BAX System Protocol*



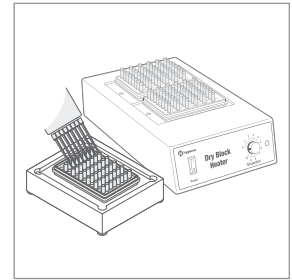
Enrich samples.



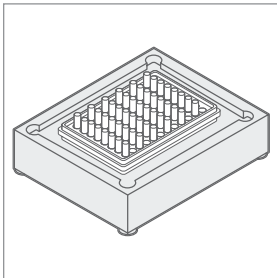
Create rack file and warm up cyclor.



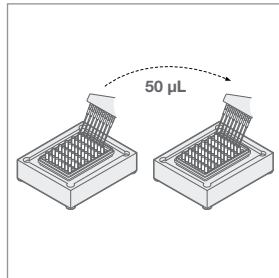
Combine lysing agents and sample and heat. Add protease to lysis buffer bottle, mix, then dispense 200 µl of solution into cluster tubes.



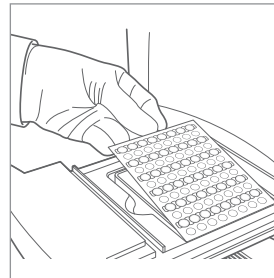
Transfer 5 µl heated sample mixture to cluster tubes with lysis mixture.



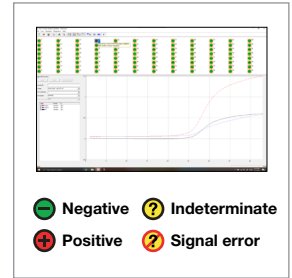
Place samples on automated thermal block for lysis and cooling.



Transfer lysates to PCR tubes in a cooling block.



Place sealed PCR tubes in cyclor and immediately click "NEXT" to run program.



Review results.

*Refer to Ready Reference Guide for detailed steps.

Related Products

24 LEB Complete Media

Available enrichment media for customers looking to take full advantage of the rapid time-to-result and ease-of-use offered by select BAX System *Listeria* assays.

BAX System PCR Assay for Genus *Listeria* 24E

Obtain accurate and reliable results for *Listeria* in environmental samples and products as soon as next day with a single-step, 24-hour enrichment.

Product No.	Description	Quantity
MED2005	24 LEB Complete Media	2.5 kg tub
KIT2003	BAX® System PCR Assay for Genus <i>Listeria</i> 24E	96 tests per kit