

# BUNNY WILLIAMS HOME







## NEW CLASSICS

## FURNITURE, LIGHTING AND ACCESSORIES WITH A POINT OF VIEW

DESIGNED BY  
BUNNY WILLIAMS

STYLING BY HOWARD CHRISTIAN  
PHOTOGRAPHY BY REID ROLLS  
CREATIVE DIRECTION BY KYLE MARSHALL



NEW Agatha Table p.43

## BUNNY'S LETTER

The year 2020 has certainly been a very sad and difficult year for so many. All of us at Bunny Williams Home wish to thank those who have supported us during this time and we are now looking to the future with the launch of our new collection.

A collection such as this takes over two years to develop. Starting with first ideas, our Creative Director Kyle and I work together to create what we hope will be unique and collectible pieces. We do not design the collection to have a uniform look, rather we trust the designers and clients to add it to their own unique spaces.

In my design work I always love to mix opposites. Grand with simple, plain with ornate, old with new. As this collection has a more modern feel, I wanted to show it in a unique setting. When I saw this 18<sup>th</sup> and early 19<sup>th</sup> century house being lovingly restored, with its beautiful old walls and floors, I knew the furnishings of our new collection would really showcase so well here.

We dedicate a great deal of time to developing interesting details and finishes for each piece. The furniture has a transitional quality that allows it to be mixed with antiques and modern pieces alike. They can really go anywhere one can imagine.

This collection would not exist without Kyle's incredible efforts, and no company can exist without the great efforts of its whole team, in our case Amy, Laura, Shannon, Marie, Stacy, Alex and many more along the way.

And I thank Howard Christian and Reid Rolls who always create magic with the pictures—this year during a hurricane (no power!) and a virus!

I hope you will enjoy the new collection and we long to see you in our showroom soon.

Bunny





NEW  
Garbo Bed *p.34*  
Dawn Lamp *p.70*  
Lafayette Lampshade *p.76*  
Delano Table *p.43*



# CONTENTS

Bunny's letter *1*

New product introductions *4*

Beds *34*

Case pieces *36*

Consoles & Pedestals *37*

Desks *38*

Drinks Tables *40*

Side Tables *43*

Coffee Tables *47*

Dining Tables *50*

Mirrors & Wall Decor *52*

Sofas & Ottomans *54*

Chairs *58*

Benches & Stools *64*

Lighting *70*

Lampshades *76*

How to Order & Contact *80*





NEW  
PRODUCTS

NEW  
Rochester Dining Table *p.50*  
Sebastian Chair *p.58*



# ROSAMUNDE CABINET

*In designing a room it's helpful to rely on furniture that keeps clutter out of sight, and cabinets provide an opportunity to both hide everyday detritus and make a design statement.*



**Rosamunde Cabinet** p.36



Rosamunde Cabinet p.36;  
George Lamp p.70.





## CORA SOFA

*Place a large sofa in front of a sunny window, float a pair in front of a fireplace to create a conversation area, or position them back-to-back in the center of a big room to anchor two seating groups.*



**Cora Sofa** p.54

## BABE COFFEE TABLE



**Babe Coffee Table** p.47







*Upholstered chairs with matching ottomans are irresistible to everyone. Keep a big basket of books and magazines nearby, and make sure each has a small stool or side table next to it to rest a drink on.*

Origo Chair with Origo Ottoman p. 60; Beatrix Garden Stool p. 64.



Atlantic Lamp p. 70; Brown Paper Bag Lampshade p.76; Marcus Table p.43.



## GRANT SOFA



**Grant Sofa** p.54

## EMILIA COFFEE TABLE

*Mixing furniture from different periods makes for a more interesting room, and the elegant form of this Ming style coffee table works in any interior.*



**Emilia Coffee Table** p.47







*In a seating arrangement, I'll often choose at least one big sofa and chair and then balance them with smaller pieces. The general rule is, the bolder the scale, the more interesting the room.*

*The perfect reading chair, this armchair melds the casual appearance of a slipcover with the reassuring elegance of tailored, fitted upholstery.*

Bowen Armchair p.60;  
Page Garden Stool p. 64.



Zola Coffee Table, available in  
Red and Brown, p. 47.





## MARCO CHEST

*A chest of drawers is an obvious choice for any bedroom, but they can also be used throughout the home to store everyday items. This one, with its glass-fronted drawers, would make a bold statement in a living room, hallway or entry.*



**Marco Chest** p.36



Kent Mirror p. 52;  
Jane Lamp p. 70;  
Marco Chest p. 36.







Alix Desk available in Red and Blue, p. 40; Garnet Lamp, p. 72; Brown Paper Bag Lamphade p. 78.



*A desk like this  
with lots of  
drawers allows you  
to store papers and  
electronics at the  
end of the day, so  
its large leather top  
is left for displaying  
treasured objects.*

*I like to surround  
myself with  
small objects that  
bring back special  
memories when I sit  
down at my desk.*

Alix Desk available in Red and Blue, p. 38; Dawn Lamp, p. 70; Prickly Poppycape Lampshade, p. 76; Sebastian Chair, p. 58.







*A large upholstered ottoman with beautifully turned legs is great for entertaining, and can be placed at the middle of a seating group as a surface to hold books or a large tray.*

Irving Ottoman, p. 54.

Laszlo Console, p. 37; Stella Stool, p. 65.







Left: Acadia Table, p. 43;  
Fletcher Stool, p. 64.

Right: Gustave Pedestal,  
available in Washed Pine and  
White, p. 37; Lucia Bed, p. 34;  
Jack Chair, p. 58.





## LEO DINING TABLE

*Dining tables are best when they can be flexible to accommodate various numbers of people. I love circular dining tables, they make entertaining and engaging a group easy.*



Leo Dining Table p.50



Jian Console, p. 36;  
Toni Lamp, p. 70.



## NEW DRINKS TABLES



Left to right: Rhys Drinks Table, Morgan Drinks Table, Russell Drinks Table *p.40*

## NEW GARDEN STOOLS



Left to right: Beatrix Garden Stool, Page Garden Stool *p.64*





# NEW LAMPS AND SHADES

From left to right:

**Toni Lamp**

Elegant, tall and narrow, the Toni lamp is ideal for pairing atop a console or anyplace where table space is at a premium. A wonderful flared collar, inspired by the collar on an unusual antique table leg, complements the restrained overall design. Single bulb. Woven white lampshade included, p. 70.

**George Lamp**

A small, dapper brass lamp with stepped base and circular column. Perfect for small tables or spots in need of a bit more light. Single bulb. Woven white shade included, p. 70.

**Atlantic Lamp**

A striking geometric spiral highlights the dark and light notes of the cheerful Atlantic blue glaze, the namesake of this well proportioned lamp. Set atop a carved gold base. Brass details. Two bulbs. Lampshade not included, p. 70.

*pictured with* **Vera Lampshade**, p. 76.

**Garnet Lamp**

An imposing, traditionally glazed oxblood red lamp, with a ravishing double-gourd form, set atop a carved gold base. Brass details. Two bulbs. Lampshade not included, p. 70.

*pictured with* **Brook Lampshade**, p. 76.

**Jane Lamp**

An attractive nickel lamp, with metal bobèche and base with raised fret pattern. Ideal for pairing atop a console or anyplace where table space is at a premium. Single bulb. Woven white lampshade included, p.70.

**Dawn Lamp**

The Dawn lamp features an incredible flambé glaze. The overall color effect is a jewel-like purple, with an undercurrent of warm red beneath a milky glaze of cool white-blue. Strikingly set atop a gold base. Brass details. Two bulbs. Lampshade not included, p. 70.

*pictured with* **Lafayette Lampshade**, p. 76.







Gustave Pedestal, available in white and washed pine, p. 37.







## INLINE PRODUCTS

Left to right: Westcott Chair p.62, Brush Stroke Lamp (small) p.71 with Roxbury Lampshade (8" x 15" x 11") p.77; Bamboo sofa p. 55; Wave Side Table p.44; Tidal Grid Pillow, 20" sq. p.81; Thalia Pillow, 20" sq. p.81, also available as a lumbar pillow, p.81; Jardin Mirror p.53; Tidal Grid Lumbar Pillow p.81; Naughty Miss Bunny Throw (Midnight) p.80; Louis Coffee Table p.48; Pheasant Feather Lamp (Brown) p.73 with Bluebird Lampshade (9" x 18" x 13") p.78; Asta Side Table p.39; Freya Chair p.52, Rufus Drinks Table p. 40.



# Beds



## NEW GARBO BED

This bed refines early 20th century interpretations of tester beds that switched glass or mirror for wood. Our version favors lucite, pairing cylindrical posts and spherical finials with a painted white wood frame and tester. (The headboard can be upholstered.) The bed draws inspiration from one that belonged to the eccentric Lord Berners, who hung his with swags of cream-colored fabric.

King: 83.5"W x 87"L x 92"H / BLHUP1474K  
Queen: 66.75"W x 88"L x 92"H/BLHUP1474Q



## NEW LUCIA BED

Nineteenth century Italian antique beds inspired our Lucia bed, which features a beautiful faux walnut grain painted finish. Gold detailing along the edges, including the headboard finials and oval medallion, highlight its elegant shape.

King: 80.5"W x 86.25"L x 57.25"H

BLH1453K

Queen: 64.5"W x 86.25"L x 57.25"H

BLH1453Q



## NEW BAMBOO BED - TWIN

Our popular Bamboo Bed is now available in a twin size. Faux bamboo has been a way to bring warmth and whimsy into the home since it gained popularity in mid-1800's - the perfect counterpoint to heavy Victorian furniture. Our Bamboo Bed, made of poplar and bird's eye maple veneer with a walnut finish, carries on the tradition, feeling both relaxed and sophisticated.

Twin: 46.5"W x 81"D x 58"H

BLH1236T



## ELLSWORTH BED

Canopy beds are wonderful in rooms with high ceilings, but, here's a trade secret: they're even better in low ceilinged spaces, making them seem loftier and airy. This heroic bed with Greek Key meanders is made of hammered metal with hand-applied wrought iron finish.

Min. 3 yards COM for Queen and King; no COL

King: 81"W x 83.5"D x 91.5"H /BLHUPH-57K

Queen: 63"W x 83"D x 91.5"H /BLHUPH-57Q

*Custom sizing available*



## SOPHIE BED

Nailheads punctuate the easy rectangular shape of our Sophie bed, making it a stylish centerpiece to any bedroom. Fully upholstered with a grosgrain trim and sophisticated stepped legs, available in 4 finishes.

King Bed: 82"W x 86.5"L x 65.5"H

11 yards COM | BLH-UPH67K

King headboard only: BLHUPH67KH

6 yards COM

Queen Bed: 66"W x 86.5"L x 65.5"H

10 yards COM | BLH-UPH67Q

Queen headboard only: BLHUPH67QH

5 yards COM

*Bed and headboard not available in COL*



## PENELOPE BED

The Penelope bed's minimal rectangular shape would sit comfortably in any sized room. A contrasting fabric would add to accents already present, or add a dash of personality to a very neutral color scheme. Sophisticated stepped leg available in four finishes.

King Bed: 82"W x 86.5"L x 65.5"H

11 yards COM | BLH-UPH66K

King Headboard only: BLHUPH66KH

6 yards COM

Queen Bed: 66"W x 86.5"L x 65.5"

10 yards COM | BLH-UPH66Q

Queen Headboard only: BLHUPH66QH

5 yards COM

*Bed and headboard not available in COL*



## WILLIAMS BED

A playful and curvaceous profile accented with handsome nailhead trim feels both modern and traditional. Fully upholstered, kiln-dried solid maple frame.

King Bed: 81"W x 86"L x 58"H

7 yards COM | BLHUPH45K

King Headboard only: BLHUPH45KH

6 yards COM

Queen Bed: 66"W x 86"L x 58"H

6 yards COM | BLHUPH45Q

Queen Headboard only: BLHUPH45QH

5 yards COM

*Bed and headboard not available in COL*



## BAMBOO BED

Faux bamboo is a way to bring warmth and whimsy into the home. Our Bamboo Bed is made of poplar and bird's eye maple veneer with a walnut finish. Hand-carved hardwood. Hand-applied bamboo finish. Low-profile boxspring recommended.

King: 83.5"W x 87"L x 58"H /BLH1236K

Queen: 67.5"W x 87"L x 58"H /BLH1236Q

King Headboard only: BLH1236KHB

Queen Headboard only: BLH1236QHB



## EMPIRE BED

The grayish green and off-white painted frame of our Empire Bed is the perfect surround for the upholstered headboard. Hardwood frame.

81"W x 86"L x 50"H (King)

65"W x 86"L x 50"H (Queen)

Min. 3 yards COM for Queen and King

King COM: BLHUP1235K

Queen COM: BLHUP1235Q

King COL (35 sq. ft. req.): BLHU1235KL

Queen COL (25 sq. ft req.): BLHU1235QL



From left to right: Williams Bed p.35;

Gabriel Side Table p.43; Dots Lamp

p.71; Cranborne Lampshade p.77.



## Case Pieces



### NEW ROSAMUNDE CABINET

“In designing a room it’s helpful to rely on furniture that keeps clutter out of sight, and cabinets provide an opportunity to both hide everyday detritus and make a design statement.” Our low wooden cabinet is adorned with scattered decorative brass rosettes set against a beautiful mahogany finish. With pearwood color stained legs and two interior shelves.

34” W x 24” D x 36” H  
BLH1461



### NEW MARCO CHEST

The Marco chest’s minimal shape and cheerful color is elevated by an inverted stepped plinth base. The beautiful Atlantic blue paint finish is accentuated by brass pulls and drawer fronts faced with glass panels.

42” W x 22” D x 32” H  
BLH1470



### BUTTON-DOWN CHEST (OAK)

A handsome mid-century design and intricately carved geometric details transform this chest into a bold statement of style. Made from solid hardwood, it has five generously sized drawers, tapered, exposed wood legs and whimsical wooden knobs. Top two drawers include dividers.

36” W x 21” D x 45.5” H  
BLH1016



### CHI CABINET

This handsome piece is characterized by a glossy black finish with rubbed through gold detailing. It is amazingly versatile and could find a place in your home as a cabinet or bookcase. A pair of two would be a chic addition to a living room or office. Deep shelves easily accommodate baskets for organization and the center divide allows for book placement.

60” W x 16” D x 92” H  
BLH1263



### STUDIO ETAGERE

This eight shelved étagère is detailed with a hammered iron frame and a brushed wrought-iron finish. Custom sizes and finishes are available upon request. Ideal as an understated media console, or in an office or living room, this piece will seamlessly embrace the personality of whatever it is paired with.

81.5” W x 20” D x 34” H  
BLH1265



### BUTTON-DOWN CHEST (EBONY)

A handsome mid-century design and intricately carved geometric details transform this chest into a bold statement of style. Made from solid hardwood, it has five generously sized drawers, tapered, exposed wood legs and whimsical wooden knobs. Top two drawers include dividers.

36” W x 21” D x 45.5” H  
BLH1016E


## Consoles & Pedestals



### NEW JIAN CONSOLE

Bunny’s favorite bangle, picked up in Capri, never leaves her wrist. It inspired the Jian console’s playful brass metalwork which contrasts against the sober elegance of its linen wrapped shape. The rope twist stretcher is complemented by modern sun burst caps on either side.

60” W x 18” D x 34” H  
BWL1467



### NEW LASZLO CONSOLE

A perfect hall console, or ideal for narrow rooms, our Laszlo console is an elegant union of light marble, brass metalwork and birch colored wood. The rectangular top and apron, with brass circle and bead detailing, is supported by round, tapered legs which end in brass ferrules.

64” W x 24” D x 34” H  
BWL1468



### NEW GUSTAVE PEDESTAL WASHED PINE OR WHITE

Our Gustave pedestal is formal yet relaxed--available in a beautiful white painted finish or washed pine--and is an easy way to add elegance to a room. Perfect for elevating a treasured object, sculpture or potted plant.

12” W x 12” D x 45-1/2” H  
BWL1456 Washed Pine  
BWL1456W White



### AMBROSE CONSOLE GREEN BASE

Furniture needs to have a personality and this hooked legged console certainly does. The faux marble top provides a beautiful surface for showing off china and flowers or as a place to collect the mail.

60” W x 24” D x 34” H  
BLH1403



### AMBROSE CONSOLE WHITE BASE

Furniture needs to have a personality and this hooked legged console certainly does. The faux marble top provides a beautiful surface for showing off china and flowers or as a place to collect the mail.

60” W x 24” D x 34” H  
BLH1403W



### SWEDISH SERVER

This commanding, practical piece has three drawers with fixed key hardware, two with flatware dividers, and a long bottom shelf. Use it as a buffet, console, front or back hall table. Hand-carved with a creamy rustic finish and a dark hand-painted top.

81.5” W x 20” D x 34” H  
BLH1247



# Desks



## NEW ALIX DESK RED

Inspired by the luscious colors of lacquer and the practical lines of campaign furniture, our glossy Alix desk (available in blue or red) features an inset brown faux leather blotter, with wrapped brass handles. Five drawers for storage are set atop squared brass legs and stretchers.

58"W x 28"D x 30"H  
BLH1462R



## NEW ALIX DESK BLUE

Inspired by the luscious colors of lacquer and the practical lines of campaign furniture, our glossy Alix desk (available in blue or red) features an inset brown faux leather blotter, with wrapped brass handles. Five drawers for storage are set atop squared brass legs and stretchers.

58"W x 28"D x 30"H  
BLH1462



## WORKHORSE DESK

A draftsman style desk with a cantilevered work surface and grommets that open to reveal convenient electronics wire management. Hand-selected primavera veneers will vary in grain, making each table unique. Brushed steel legs.

Single drawer with divider.  
60"W x 35"D x 35"H; work surface: 29"H  
BLH1130



## PALLADIAN PARTNERS DESK

Inspired by nineteenth century partners desks, ours is fitted with drawers on both sides. Featuring a beautifully hand-carved hardwood top and rich mahogany inlay. Bold arched ends and columnar legs. Hand-carved and stained hardwood.

60"W x 28"D x 30"H  
BLH1097



## COURTNEY DESK

A nineteenth century desk that Bunny saw at auction and was unable to buy inspired this traditionally minded but minimal interpretation of that original piece.


60"W x 28"D x 30"H  
BLH1404



## FINLEY DESK

The original inspiration for this desk was purchased for a client of Bunny's who wanted her home to have a mix of furniture styles. The Finley desk carries on this tradition, with its clean-lined Parsons form, this desk feels modern, but wouldn't be amiss in a more traditional atmosphere. Hand-applied two-toned rosewood and sycamore veneer. Concealed pencil drawer.

60"W x 28"D x 30"H  
BLH1267



Courtney Desk p.38;  
Freya Chair p.58;  
Dome Lamp p.71.



# Drinks Tables



## NEW MORGAN DRINKS TABLE

A thoroughly urbane drinks table, its stepped top is echoed by its crepidoma base, its geometric form emphasized by the squared shafts and a glossy black painted finish.

9" W x 9" D x 18" H  
BLH1460



## NEW RHYS DRINKS TABLE

Guests should always have a spot to place their drink, and the Rhys drinks table provides an elegant resting place for tea or cocktail. Thin brass poles connect all three tiers and are complemented by a beautifully articulated brass gallery wrap, the whole supported by sabre feet.

12" W x 12" D x 20" H  
BLH1451



## NEW RUSSELL DRINKS TABLE

Porphyry's mystical appearance, its deep color punctuated by seemingly distant stars and far away galaxies, was valued throughout the ancient Mediterranean world, from the Egyptians to the Romans and Byzantines. Our Russell Drinks table is faux painted to mimic this celebrated igneous stone, its deep reddish brown a perfect match to its Tuscan pedestal shape.

9" W x 9" D x 21" H  
BLH1459



## CAREL DRINKS TABLE

Inspired by cubes that Bunny found on a trip to Italy, these little tables are the perfect height to hold a drink. The inlaid marquetry design has been stained in a contrasting checkerboard pattern - a bold design in versatile, natural tones. Hand-carved local hardwood with stained inlaid marquetry pattern.

11" square x 16" H  
BLH1088



## NARCISSUS DRINKS TABLE

Mirrored furniture is a great way to make even the smallest of rooms feel big and airy, thanks to its light reflecting abilities. Hand applied antiqued mirror.

12" square x 20" H  
BLH1212



## KINGSLEY DRINKS TABLE

The striking Kingsley takes inspiration from an ornate quill table. Our version celebrates traditional Anglo-Indian form with its rich burlwood veneer and an ebony and faux painted bone finish. Graphic and ornamented, the Kingsley would nestle easily into a library or living room. Hand-carved local hardwood. Hand-applied burlwood veneer and ebony and faux painted bone finish.

12" square x 20" H  
BLH1251



## RUFUS DRINKS TABLE

A contemporary interpretation of the Louis XVI style, this drink table's beautiful brass trim and warm wood veneer would suit a variety of interior styles.

10" W x 10" D x 20" H  
BLH-1402



## MATEO DRINKS TABLE - RED

A generously sized drinks table that also works well as a small side table for a low sofa. Inspired by Chinese Deco and Mexican designs.

Honed stone top.  
19" Diam. x 20.5" H  
BLH1401



## MATEO DRINKS TABLE - GREEN

A generously sized drinks table that also works well as a small side table for a low sofa. Inspired by Chinese Deco and Mexican designs.

Honed stone top.  
19" Diam. x 20.5" H  
BLH1400



## BOTTOMS UP DRINKS TABLE MARBLE TOP

In early 1900s New York, tables like this could be found in cabarets all over the city. Our version is built to last another century and is the perfect scale to sit next to any sofa or armchair. The open-framed tripod base is handcrafted in wrought iron and topped with a circular marble top.

11" Diam. x 18" H  
BLH1054



## ALBERO DRINKS TABLE

This magical little table is inspired by the eighteenth century Rococo art movement. Stylized vines, twigs and rock-like motifs gleam with a lustrous hand-gilded finish. Hand-carved hardwood base with hand-applied gilt finish.

Oval-shaped travertine marble top.  
14" W x 10" D x 19" H  
BLH1046



## PORTER DRINKS TABLE

This table's recessed triangular top and base are entirely hand carved and then finished in a modern-feeling, light cerused oak stain. The openwork design is fresh and it makes it an airy addition to any setting. Hand-carved hardwood.

19.5" W x 17" D x 19" H  
BLH1104



# Drinks Tables



## MINI SKIRT DRINKS TABLE

This table has the appearance of draped fabric, rendered in hand-carved wood; provides the dramatic shape and visual texture needed to break a room up and create interest. Light mahogany hand-finishing and natural variations make each piece unique.  
15" diam. x 20"H  
BLH1007



## PRECIOUS DRINKS TABLE

A superbly handcrafted hardwood table features a remarkable geometric-abstract design and a rich mahogany stain. Hand-carved hardwood.  
18" diam. x 15"H.  
BLH1196



## MAVI DRINKS TABLE

A bright burst of color in a room creates levity and brings an element of playfulness, and our Mavi table is the ideal piece to experiment with. The Regency style table is versatile and the vibrant blue would add punch to a traditional scheme, while adding interest to a modern space, too. Galleried top and scrolled feet. Durable PU lacquer finish.  
16.5"W x 12.5"D x 20"H  
BLH1375



## NEW AGATHA SIDE TABLE

“I always look for side tables with unusual tops, and this piece, with its seemingly modern geometric design, is actually inspired by northern European 18th century ceremonial furniture.” A faux painted ivory and lapis lazuli table, with its masterful brushwork, clean palette of whites, blues and blacks, is equally at home in contemporary or traditional rooms. Tapered legs with bun feet.  
36”W x 24”D x 29”H  
BLH1450



## NEW DELANO SIDE TABLE

A wonderfully sleek yet capacious table, its circular form is elevated upon a plinth, with a crescent wrap around its back. Featuring a warm, subtle Birch veneer and beautifully cast brass drawer knob. Works equally well as a bedside table or as a side table.  
26” diam. x 28” H  
BLH1458

# Side Tables



## NEW ACADIA SIDE TABLE

An especially attractive design, inspired by early Arts & Crafts style, the top features a pretty scalloped edge and evenly gouged scallops along the legs, with our popular, contemporary white cerused Oak finish. Features a single drawer with two brass pulls.  
36”W x 24”D x 30”H  
BLH1469



## GABRIEL SIDE TABLE

A perfect side table for beside a bed or sofa inspired by a Regency table designed by the cabinet maker George Bullock. Finger pull drawer for storage. Hand carved hardwood, with tulip and bead detailing.  
Painted Swedish gray.  
35.5” W x 19” D x 28” H  
BLH1405



## NEW MARCUS SIDE TABLE

Our Marcus table is a union of crisp form with traditional architectural motifs. An octagonal metal base, its apron designed with a meandering key motif, has four refined legs connected by lower stretchers. The handsome dark stone with light veining top, completed by a bull nose edge, is a refined place to highlight favorite objects and curios.  
28.5” W x 28.5” D x 28” H  
BLH1455



## ASTA SIDE TABLE

Inspired by an unusual Northern European antique center table, Bunny set about creating a similarly styled side table. The tabletop of radiating cherry wood veneer in a medium brown stain sits atop a stepped pedestal base divided by ebony gadrooning, all resting on bun feet.  
32" diam. x 28" H  
BLH1253



Precious Drinks Table p.42;  
Mavi Drinks Table p.44;  
Narcissus Drinks Table p.41;  
Albero Drinks Table p.41;  
Mini Skirt Drinks Table p.42.



# Side Tables



**HOURLASS TABLE  
GOLD**  
A best-seller that melds with countless styles - the cool cream marble rests on an octagonal pedestal base of hand-applied reeded wood with shimmering antiqued gold. Compact and sturdy, it makes a stylish staging area for an arrangement of books, photographs or decorative objects. Great as a bedside table.  
32" diam. x 28"H; 23" diam. base.  
BLH1076



**INGE SIDE TABLE**  
This delightful table features a rustic and beautifully hand-painted French green finish. The classic relief diamond pattern on the apron houses a single concealed drawer — perfect for storing a book, or reading glasses. Try a pair in your breezy guest bedroom. Hand-carved hardwood.  
Single drawer with dividers.  
31.5"W x 21.5"D x 28"H  
BLH1025



**TAMBOUR SIDE TABLE**  
Skillfully handcrafted of select hardwoods, finished in a glossy ebony stain and carved with precise detail. The generously sized top makes this piece perfect next to the bed or sofa; a curved lower shelf creates a dramatic showcase for art objects or collectibles.  
24"W x 20"D x 28"H  
BLH1215



**GWENDOLEN SIDE TABLE  
BLACK**  
Our Gwendolen table cuts a graceful figure with its pillar legs and round feet. Drawing from a 1940s design it enlivens a room with the suggestion of movement by its pinwheel stretcher. The durable PU lacquer is easy to maintain.  
30" diam. x 28" H  
BLH1373



**GWENDOLEN SIDE TABLE  
WHITE**  
Our Gwendolen table cuts a graceful figure with its pillar legs and round feet. Drawing from a 1940s design it enlivens a room with the suggestion of movement by its pinwheel stretcher. The durable PU lacquer is easy to maintain.  
30" diam. x 28"H  
BLH1374



**ADELE SIDE TABLE**  
Slim and nimble, like Fred Astaire's sister and vaudeville partner, Adele Astaire, this table works where a smaller side table is needed. Its Macassar ebony finish with faux painted bone detailing gives the table a modern edge, while its shelf adds functionality.  
20"W x 16"D x 28"H  
BLH1252



**HOURLASS TABLE  
SILVER**  
A best-seller that melds with countless styles - the cool cream marble rests on an octagonal pedestal base of hand-applied reeded wood with shimmering antiqued silver. Compact and sturdy, it makes a stylish staging area for an arrangement of books, photographs or decorative objects. Great as a bedside table.  
32" diam. x 28"H; 23" diam. base.  
BLH1077



**WAVE SIDE TABLE**  
Refined and handily compact, this table adds a tasteful, traditional touch to the living room or bedroom. Hand-carved from hardwood and finished in cerused oak, it features scrolling detail on the distinctive pedestal base. Hand-carved hardwood.  
29" diam. x 28"H; 20" diam. base.  
BLH1214



**SCROLL SIDE TABLE**  
Neoclassical in style, this majestic table, with graceful volutes supporting the tripod base. Hand carved local hardwood with stylized coin details, it is hand-painted in a rustic light gray finish and has a dark gray, honed marble top.  
36" diam. x 28"H.  
BLH1026



**HAMILTON SIDE TABLE  
MAHOGANY**  
This gentlemanly-proportioned side table is well suited to flank a larger, more grandly scaled sofa. A shaped bottom shelf adds extra storage, and would even work as an alternative to a large bar cart. Hand-carved local hardwood.  
36"W x 24"D x 30"H  
BLH1010



**HAMILTON SIDE TABLE  
WHITE**  
This gentlemanly-proportioned side table is well suited to flank a larger, more grandly scaled sofa. A shaped bottom shelf adds extra storage, and would even work as an alternative to a large bar cart. Hand-carved local hardwood.  
36"W x 24"D x 30"H  
BLH1010W



**GOTTLIEB SIDE TABLE**  
Modeled after a Biedermeier table that Bunny found at a flea market, this handsome table sports a light mahogany finish with ebony detailing. Its reeded column pedestal and scalloped base are decorative but not fussy, referencing classical forms. Hand-carved local hardwood.  
32" diam. x 28"H  
BLH1266



# Side Tables




**BLACK BEAUTY SIDE TABLE**  
Based on an architectural antique table with refined classical details. Handcrafted of select hardwoods, hand finished in an ebony stain and painted faux bone detail. Hand-carved.  
28" diam. x 28" H; 15" diam. base.  
BLH1213



**BOXLEY SIDE TABLE**  
Eggshell lacquer in a radiating, striated pattern sits atop a honey stained base. Decorative brass stretchers and ball feet all add to the table's allure. "Every table surface is an opportunity for embellishment," says Bunny...but perhaps this one is too chic to cover up?  
32" diam. x 28"H  
BLH1308

Hourglass Table, Gold p.44.



**NEW BABE COFFEE TABLE**  
Our Babe coffee table has a contemporary shape anchored by traditional details. The white, marble top is elevated above the ground by a brass frame, squared legs joined together by a cruciform stretcher topped by a pretty finial. Oval coffee tables are useful, occupying a satisfying length in front of a sofa, but permitting those sitting on the sofa ends to more easily get up and walk around.  
54"W x 30"D x 18"H  
BLH1452



**NEW EMILIA COFFEE TABLE**  
The deeply elegant designs of the Ming dynasty originated in the scholarly homes of cities such as Pingyao. That epoch's furniture later inspired the pieces found in cosmopolitan apartments from Park Avenue to Curzon Street to The Bund. Our Emilia coffee table carries on this elegant tradition, with a faux painted finish that mimics painted linen, the subtle striations of which add richness to the overall form.  
48"W x 22"D x 18"H  
BLH1465

# Coffee Tables



**NEW ZOLA COFFEE TABLE RED**  
Minimal shapes are always pleasing and easy to place in a room, but they need special details to keep the visual interest up. Our Zola coffee table features a faux leather wrapped top supported by a brass frame with a refined reed detail.  
48"W x 34"D x 18"H  
BLH1457R



**LOW COUNTRY COFFEE TABLE GREEN**  
This table will become a staple for any family room with its four rustic baskets that tuck beneath for handy storage. Magazines, TV remotes or toys could be easily hidden, but within arm's reach when needed. Hand-carved hardwood. Includes four storage baskets with handles made from water hyacinth.  
54"W x 36"D x 18"H  
BLH1004



**NEW ZOLA COFFEE TABLE BROWN**  
Minimal shapes are always pleasing and easy to place in a room, but they need special details to keep the visual interest up. Our Zola coffee table features a faux leather wrapped top supported by a brass frame with a refined reed detail.  
48"W x 34"D x 18"H  
BLH1457B



**LOW COUNTRY COFFEE TABLE WHITE**  
This table will become a staple for any family room with its four rustic baskets that tuck beneath for handy storage. Magazines, TV remotes or toys could be easily hidden, but within arm's reach when needed. Hand-carved hardwood. Includes four storage baskets with handles made from water hyacinth.  
54"W x 36"D x 18"H  
BLH1004W



# Coffee Tables



**BLAIR COFFEE TABLE**  
Inspired by Anglo-Indian forms, this table is low but commanding. The faux bone and Santos Rosewood design add warmth and soften the look, while the molded apron and heavy turned feet would easily anchor a seating space. Solid Beechwood with ebony and Santos rosewood veneers and faux bone inlay.  
48"W x 34"D x 16"H  
BLH1341



**COMPASS ROSE COFFEE TABLE**  
Perched atop a bronzed open metal box base, the kaleidoscope patterned top conjures up the luxury of old parquetry floors. Beautiful contrasting mahogany, walnut and black cherry veneers make the Compass Rose coffee table one that will bring a warm, earthy tone to any color scheme. Hand-carved local hardwood.  
48"W x 34"D x 18"H  
BLH1020



**GILT COFFEE TABLE**  
Inspired by an intriguing Asian antique, our gilt coffee table feels contemporary with its hand-rubbed silver gilt finish. Hand-carved hardwood.  
Hand-rubbed silver gilt finish.  
42"W x 29"D x 17"H  
BLH1116



**MING COFFEE TABLE  
BLACK TOP**  
Our Ming table incorporates a modern sensibility with its clean lines, rubbed ebony finish and luxurious stone top. A wonderful statement piece for a minimalist living room; sure to be the focal point wherever it stands. Hand-carved local hardwood finished in ebony with rubbed-through details. Black granite top.  
42" sq. x 17.5"H  
BLH1250-BT



**MING COFFEE TABLE  
CREAM TOP**  
Our Ming table incorporates a modern sensibility with its clean lines, rubbed ebony finish and luxurious crema marfil marble top. A wonderful statement piece for a minimalist living room; sure to be the focal point wherever it stands. Hand-carved local hardwood finished in ebony with rubbed-through details. Crema Marfil marble top.  
42" sq. x 17.5"H  
BLH1250-CT



**MODERN MARBLE COFFEE TABLE**  
A dramatic silhouette in metal and stone. Skilled artisans craft this 1940s style table entirely by hand. The cool marble and warm metallic finish makes for a refined contrast that would sit magnificently in a contemporary, pale colored room, or a space that embraces traditional aesthetics.  
Honed travertine marble top.  
40"W x 24"D x 16"H  
BLH1170



**LOUIS COFFEE TABLE**  
Based on French Art Deco forms, this is a marvelously scaled table. With its gold gilt top, honey stain and brass detailing, it will bring a feeling of understated luxury to your room. Hand-carved local hardwood finished in a honey stain. Hand-applied gold gilding and brass detailing.  
40"W x 24"D x 16"H  
BLH1254



**PAXTON COFFEE TABLE  
BLACK**  
Inspired by the simplicity of Tommi Parzinger, our Paxton table has refined brass details that emphasize the simple geometric pedestal. Finished in a PU lacquer, this table is as functional as it is beautiful, and can handle everyday family life with ease.  
40" diam. x 16.5" H  
BLH1371



Pictured right, from left to right:  
Nailhead Sofa p.55; Modern  
Marble Coffee Table p.49;  
Gottlieb Table p.45; Mineral  
Lamp p.71; Prickly Poppycape  
p.76; Freya Chair p. 58.



# Dining Tables



## NEW LEO DINING TABLE

"I love circular dining tables, they make entertaining and engaging a group easy." Our Leo Dining table provides the option to extend the table for additional seating, to form a racetrack shape. The striking base contrasts a constellation of brass balls with dark metal supports, all anchored by a circular ring. Seats 6-8; 8-10 with leaf.  
60" diam. x 28"H  
(84" W x 60" W x 28" H with leaf)  
BLH1466



## NEW ROCHESTER DINING TABLE

Capacious dining tables anchor a room, and our Rochester dining table easily seats a large group with the addition of its leaf. The beautiful top is supported by gilded round wood legs which are joined by a gilded metal band stretcher. Seats 6-8; up to 10 with leaf.  
96"W (120"W with leaf) x 48"D x 28"H  
BLH1464



## GEORGICA DINING TABLE

This large-scale square dining table has a top finished in durable off-white lacquer that sits on a commanding cerused oak octagonal reeded pedestal base. Use for comfortable family dining, or put two tables together and create an atmosphere that celebrates the intimacy of sharing an evening with friends. Oak base in white cerused finish with durable off-white lacquer top.  
54" sq. x 28"H  
BLH1008T2



## HARVEST DINING TABLE

Round tables are always the most inviting design: they welcome a small group or a large gathering on equal terms. To make ours even more welcoming, the beautifully hand-carved hardwood top has a cerused oak finish, which was popular throughout the Art Deco era and frequently used by many notable mid-century furniture designers. Wrapped around the middle of the brushed wrought iron base is a gilt rope accent, an element that brings even more warmth to the scene.  
48" diam. x 29"H  
BLH1071-48



## HAVEN DINING TABLE

This large-scale 60" diameter dining table has a top and base finished in cerused oak. The pedestal base is reeded and octagonal in shape. This piece is made for people to live around - it anchors a room and will comfortably seat a houseful of visitors for Sunday lunch while adding a regal element to your room. Oak in white cerused finish.  
60" diam. x 28"H  
BLH1008



Pictured from  
left to right:  
Elgin Chair p.58; Haven  
Table p.50 set with Bunny  
Williams for Ballard  
dinnerware; Ambrose  
Console (green base), Bette  
Gold Chandelier from the  
Bunny Williams for Currey &  
Company collection.



# Mirrors & Wall



## NEW PEABODY MIRROR

Blue and gold is a favorite natural pairing and our Peabody mirror joins blue lacquer, with suspended gold leaf details, with a gilded reed frame. The tall octagonal shape is great to emphasize height, perfect as a single mirror over a chest or twin mirrors placed above matching consoles.

36" W x 54" H  
BLH1472



## NEW KENT MIRROR

The visual polymath William Kent originally trained as a painter but gained renown for designing houses, landscapes, furniture, and introducing the Palladian style to England. Kent adored strong, playful forms, and our Kent mirror celebrates his style with highly articulated carving and a white finish popularized during the nineteenth century revival of his taste.

34" W x 40" H  
BLH1463



## REVERSE REGENCY MIRROR

Finished in an antique gold, the hand-carved frame shows off the expertly rendered scale pattern. It's generous size gives any room the illusion of added space and the regal pattern brings atmosphere to your sanctuary. Hand-carved hardwood with hand-applied gilt finish.

Ebony-stained frame detail.  
40" diam x 2"D  
BLH1109



## JARDIN MIRROR

We always say that gold adds warmth to a space and the Jardin mirror brings this in spades as well as wonderful texture! The mirror is framed with delicate gilded leaves that meet at the top in a burst of gilded pods and flowers. The perfect piece for an airy hallway or living room. Rectangular metal frame of dimensional metal gilded leaves. 34" W x 2" D x 59.5" H

BLH1310



## ORWELL MIRROR

The decorative burlwood veneer of this elongated, octagonal shaped mirror is unbelievably versatile. It slots smoothly into an entrance way or powder room, bringing a touch of the exotic with alternating stripes of ebony and off white - reminiscent of Anglo-Indian inlay. Carved Blackwood with burlwood, ebony and off-white veneers.

28" W x 1.5" D x 41" H  
BLH1342



## DAPPLED MIRROR

Bunny was inspired by the age-old Vietnamese craft of eggshell lacquerware - it's a painstaking process where tiny pieces of burnt eggshell are scrupulously hand-applied to an object. We are proud to support artisans and are honored to bring this magical technique to your home. Hand-carved hardwood. Hand-applied egg shell lacquer. Two sizes.

50" diam. x 2"D / BLH1269  
36" diam. x 2"D / BLH1295



## ACANTHUS MIRROR

Exquisitely hand carved with corners delicately adorned with carved and gilded acanthus leaves - the symbol of enduring life. Majestically scaled. Hand-carved hardwood. Hand-applied medium mahogany finish.

52" W x 3.5" D x 60" H  
BLH1150




## GARDEN PANEL

This bas relief mural depicts a stylized garden of the Art Deco Era. Cast plaster with aluminum reinforcement has a matte white finish and is available in interior grade plaster or exterior grade plaster. Only available to ship to a local receiver.

60" W x 2" D x 60" H  
BLH1068

# Mirrors & Wall



NEW Peabody Mirror p.52



# Sofas & Ottomans



## NEW CORA SOFA

A deep, comfortable, and sophisticated sofa. Welcoming, curvaceous arms descend and slightly flare out, a sophisticated design complemented by tall fringe. Tight back, with four loose pillows and two seat cushions.  
84"W x 40"D x 33.5"H  
Seat: 18"H / Arm: 19.5"H  
Minimum 19 yards COM / Fringe: 7 yds.  
Not available COL  
BLH-UPH-77



## NEW GRANT SOFA

A handsome, modern skirted sofa with sloped arm. Sleek tailoring complemented by a single seat cushion and four loose pillows. Great depth, wonderful for lounging. Four loose pillows.  
81"W x 38"D x 32.5"H  
Seat: 18"H / Arm: 24"H  
Minimum 17 yards COM  
Not available COL  
BLH-UPH-78



## NEW IRVING OTTOMAN

A large cocktail ottoman, with beautiful tufting set atop a trim upholstered box, with wonderfully turned legs. Legs available in four wood finishes.  
50.5"W x 38.5"D x 18.5"H to crown  
Minimum 5 yards COM; 70 sq. ft. COL  
BLH-UPH-81



## SOUTHERN BELLE SOFA

This piece, with its pretty lines and long, low form, is so tempting to sink into and when you do you'll appreciate its deep plush seat and perfectly sized plump cushions. Kiln-dried solid maple frame. Eight-way hand-tied coil spring suspension with a solid webbed base. Cushion fill: down, feather and foam for softness with underlying support.  
82"W x 35"D x 28.5"H  
Seat: 21"D x 17"H / Arm: 28.5"H  
Minimum 14 yards COM required  
Not available in COL  
BLH-UPH-28



## GIGI SOFA

The back of this neat and petite sofa is constructed of three tightly constructed welts which prop you up, making it the perfect piece for a cozy, but refined living room. Kiln-dried solid maple frame. Eight-way hand-tied coil spring suspension with a solid webbed base. Cushion fill: down, feather and foam for softness with underlying support. Legs available in four finishes.  
74.5"W x 36.5"D x 35.5"H  
Seat: 24.5"D x 18.5"H / Arm: 25"H  
Minimum 16 yards COM  
Not available COL  
BLH-UPH-115



## BAMBOO SOFA

This comfortable sofa has classic, clean lines and the bamboo base gives it personality. Perfect for any style interior. Kiln-dried solid maple frame. Eight-way hand-tied coil spring suspension with a solid webbed base. Cushion fill: down, feather and foam for softness with underlying support. Frame available in four finishes.  
80"W x 36-1/4"D x 31"H  
Seat Height: 19-1/2" to crown  
Minimum 7 yards COM / 185 sq. ft. COL  
BLH-UPH-74



## JOHN SOFA

A classic upholstery shape updated for contemporary living with wide bun feet and playful oversized nailheads. Kiln-dried solid maple frame. Eight-way hand-tied coil spring suspension with a solid webbed base. Cushion fill: down, feather and foam for softness with underlying support. Legs available in four finishes.  
80.5"W x 33.5"D x 30"H  
Seat: 23.5"D x 18"H / Arm: 30"H  
Minimum 12 yards COM / 140 sq. ft. COL  
BLH-UPH-12



## PIERRE LOVESEAT

The Pierre Loveseat is a charming little piece with its easy curves and generous scale. Perfect in your living room for a catch up with friends, or even in a home office, this loveseat encourages conversation and is a seat guests will linger in thanks to the plumped seat cushion and sculpted back. Cushion fill: down, feather and foam for softness with underlying support. Legs available in four finishes.  
59.5"W x 32"D x 34"H  
Seat: 21.5"D x 18"H / Arm: 23"H  
Minimum 9 yards COM / 130 sq. ft. COL  
BLH-UPH-22



## PEMBROKE SECTIONAL PICTURED: L-SOFA/R-CHAISE

Graceful arms and French nailhead trim add a refined air to this ultra comfy and roomy sectional. The plump, plush seats invite you to sink in and stay for awhile. Six different configurations are possible, with optional chaise on left or right side, with custom options available. Legs available in four finishes.  
Sofa: 82"W x 38"D x 38"H  
Chaise: 32"W x 65"D x 38"H  
Seat: 18"H / Arm: 24"H  
Minimum 25 yards COM  
Not available in COL  
BLH-UPH-60



## NAILHEAD SOFA

Our first sofa and certainly still a favorite! The whimsical curve of the apron is thoughtfully adorned with French nailheads. The fully upholstered tight-back has three loose seat cushions. Kiln-dried solid maple frame. Eight-way hand-tied coil spring suspension with a solid webbed base. Cushion fill: down, feather and foam for softness with underlying support.  
75"W x 39.5"D x 37"H  
Seat: 24.5"D x 18.5"H / Arm: 23"H  
Minimum 16 yards COM / 200 sq. ft. COL  
BLH-UPH-13



## SCARLET CHAISE

This graceful chaise is the perfect pitch for reading, making it a gorgeous perch to add to your bedroom, or even home office. The button tufted upholstered back is classic and familiar and the rolled back makes it attractive from any angle - it floats in a room making it feel larger and more spacious. Legs available in four finishes.  
34.5"W x 72.5"L x 36"H  
Minimum 12 yards  
Minimum 9 yards COM required  
(not available in COL)  
BLH-UPH-40



## LING OTTOMAN

The Ling ottoman is soft, sophisticated and completely at home at the center of a group of friends. Detailed with nailheads and elegant stylized bamboo legs, it will anchor an intimate space. Legs available in four finishes. Custom sizing available.  
48.5"W x 36.5"D x 17.5"H  
Minimum 3 yards COM / 60 sq. ft. COL  
BLH-UPH-50



# Sofas & Ottomans



## TRAY CHIC OTTOMAN (PETITE)

Truly a necessity when it comes to entertaining, this ottoman is made for living. Serve drinks and hors d'oeuvres on the sturdy and functional tray while creating an inviting center to your gatherings. Part coffee table, part footrest, this unbelievably versatile piece can also be used as occasional seating. Detailed with button-tufted upholstery, painstakingly hand-carved wood feet and a chic French nailhead trim. Legs available in four finishes.

48.5" W x 36.5" D x 16.5" H  
Minimum 4 yards COM / 75 sq. ft. COL  
BLH-UPH-36

## TRAY CHIC OTTOMAN

Truly a necessity when it comes to entertaining, this ottoman is made for living. Serve drinks and hors d'oeuvres on the sturdy and functional tray while creating an inviting center to your gatherings. Part coffee table, part footrest, this unbelievably versatile piece can also be used as occasional seating. Detailed with button-tufted upholstery, painstakingly hand-carved wood feet and a chic French nailhead trim. Legs available in four finishes.

48.5" sq. x 16.5" H  
Minimum 5 yards COM / 75 sq. ft. COL  
BLH-UPH-07



From left to right: Dots Lamp p.71;  
Roxbury Shade (8" x 15" x 11")  
p.77; Helena Chair p.59; John Sofa p.  
54; Lichen Lamp p.73; Wild Ginger  
Lampshade p.76; Inge Side Table p. 44;  
Helena Chair p. 59; Mini Skirt Drinks  
Table p.42.



Bamboo Sofa p.55.



# Chairs



## NEW SEBASTIAN CHAIR

Perfect for dining or pulled up to a desk, with a comfortable saddle seat and chamfered legs. Finished with beautiful ribbon trim on both the bottom of the back and seat. Available in four wood finishes.

20.5"W x 21.2"D x 35"H

Seat height: 18.5"H to crown

COM (1.5 yds): BLH-UPH-80

COL (25 sq. ft.) BLH-UPH80L

*Red trim included unless specified otherwise  
(4 yds of trim required)*



## JACK CHAIR

The button-tufted, streamlined silhouette is unbelievably comfortable and the ideal chair to use around a dinner table. Framed in solid maple with a hand-applied rustic finish, this George II style base encourages conversation. Available in four wood finishes.

21"W x 25"D x 41"H

Seat: 17"D x 19"H

COM (2 yds.): BLH-UPH-34

COL (50 sq. ft.) BLH-UPH34L



## ELGIN CHAIR

A Hollywood Regency inspired shape, with a bold, smart profile emphasized by a handsome nailhead detail. Classic biscuit tufting. Legs available in four wood finishes.

21"W x 25"D x 37"H

Seat Height: 20" to crown

COM (3 yds): BLH-UPH-73

COL (35 sq. ft.): BLH-UPH73L



## AVA CHAIR

Bunny says: "Being drawn to Regency furniture, I am always looking for designs that update the style. This is a reproduction of a chair that I own and have always loved." Finish as shown.

21"W x 17"D x 34"H

Seat Height: 20" to crown

Min. 2 yards COM / not available COL

BLH-UPH-69



## STAR CHAIR

Beautiful attention to detail is evident in this dignified armchair. Influenced by classic Regency design, it has splayed legs, an antiqued white finish and hand-applied gold-leaf details. Hand-carved gold star accents. Finish as shown.

24"W x 25.5"D x 34"H

Seat: 18"D x 18"H / Arm: 25"H

Min. 2 yards COM / not available COL

BLHUPH1118

# Chairs



## ECLIPSE SIDE CHAIR

Handcarved from solid wood, our chair conveys the light, elegant proportions and details of an earlier era. Finish as shown.

22"W x 22.5"D x 40.5"H

Seat: 18.5"D x 19.5"H

Min. 2 yards COM / not available COL

BLHUPH1061



## ECLIPSE ARMCHAIR

Handcarved from solid wood, our chair conveys the light, elegant proportions and details of an earlier era. Gracefully scrolled arms and tapered legs. Finish as shown.

34"W x 32"D x 34"H

Seat: 21.5"D x 18"H / Arm: 23"H

Min. 2 yards COM / not available COL

BLHUPH1060



## FREYA CHAIR

This handsome chair is inspired by the Swedish Grace period, when classical details were combined with streamlined forms. Easily used as a side or desk chair as well as for at a dining table. Squab-style cushion. Finish as shown: medium mahogany finish with ebonized paw feet and collars on front legs.

22"W x 21"D x 34"H

Seat Height: 20" to crown

Min. 2 yards COM / not available COL

BLH-UPH-70



## PARAMOUNT CHAIR

A comfortably upholstered seat and high back mean guests may linger over dessert and good conversation. Made of solid maple, available in four wood finishes.

20"W x 20"D x 40"H

Seat: 18.5"D x 19"H

Min. 3 yards COM / not available COL

BLH-UPH-35



## HELENA CHAIR

The graceful klismos chair has remained since the ancient Greeks first came up with the design in the 5th century BC. Our version continues the stoic tradition with the classic curved backrest and supportive splayed legs. Updated with antique wrought iron and a warm, inviting caramel leather. Handcrafted wrought iron frame with hand-applied antiqued finish.

24"W x 26"D x 32.5"H

Seat: 22"D x 18"H

BLH1073



## EATON CHAIR

A regal bobbin-style chair with delicately sloped arms, distinctive turning and a bottom stretcher all finished in a handsome ebony. Spaced nailhead trim completes the look - a commanding style that makes a bold statement when used as a pair in your library or hallway. Available in four finish options.

24"W x 25.5"D x 34"H

Seat: 18"D x 18"H / Arm: 25"H

Min. 2 yards COM / not available COL

BLHUPH1315



# Chairs



## NEW ORIGO CHAIR AND OTTOMAN

Inspired by the work of elegant Edwardian upholsterers, our Origo armchair features an elegantly rolled back and corresponding arms. Available with two different skirt options: a charming, low wave or a classic straight line. Tight back and single seat cushion. Legs available in four wood finishes. Swivel option available.

*Shown with straight skirt.*

Chair: 31.5”W x 36”D x 33.”H

Seat: 18”H/ Arm: 21.5”H

Ottoman: 24”W x 20”D x 16”H BWH-81S

Minimum 11 yards COM / not available COL

BLH-UPH75S chair / BLH-UPH81S ottoman



## BUNNY CHAIR

A deep, cushy seat to curl up in to read a book or take an afternoon nap. The rolled arm and back gives comfort and stylish but humble look in the living room, bedroom or the home office. Legs available in four wood finishes. 38”W x 41”D x 35”H

Seat: 25.5”D x 17”H / Arm: 23.5”H

Min. 10 yards COM / not available COL

BLH-UPH-20



## NEW ORIGO CHAIR

Inspired by the work of elegant Edwardian upholsterers, our Origo armchair features an elegantly rolled back and corresponding arms. Available with two different skirt options: a charming, low wave or a classic straight line. Tight back and single seat cushion. Legs available in four wood finishes. Swivel option available.

*Shown with undulating wave skirt.*

Chair: 31.5”W x 36”D x 33.”H

Seat: 18”H/ Arm: 21.5”H

Minimum 9 yards COM / not available COL

BLH-UPH75W



## CAMERON CHAIR

This tall back armchair conjures up memories of an inviting living room from the 1940s. A ring-base swivel and fully upholstered chair add a modern touch that would easily fit into any seating arrangement.

29" diam. x 28"H; 20” diam. base.

36”W x 33”D x 37”H

Seat: 23”D x 19”H / Arm: 22”H

Min. 8 yards COM / not available COL

BLH-UPH-58



## NEW BOWEN CHAIR

A streamlined armchair that melds the casual appearance of a slipcover with the reassuring elegance of tailored, fitted upholstery. Tight back and single seat cushion. Legs available in four wood finishes. Swivel option available.

30”W x 34”D x 34”H

Seat: 17”H/ Arm: 24”H

Minimum 8 yards COM / not available COL

BLH-UPH-76



## CHARLIE CHAIR

The Charlie Chair, originally a gift to Bunny from the legendary designer Albert Hadley, was perfect then and remains perfect now, so we reproduced it with exacting detail. Crafted from solid maple, it features scrolled arms and beautifully turned legs. The high back and low seat offer that sink-in comfort you expect from a living room staple.

32" diam. x 28"H

Minimum 6 yards COM / 65 sq. ft. COL

BLH-UPH-17



## OLIVIA CHAIR & OTTOMAN

You'll find it hard to resist its soft embrace, thanks to the curved barrel-shaped hardwood frame. Kiln-dried solid maple frame. Eight-way hand-tied coil spring suspension with a solid webbed base. Legs available in four wood finishes. Swivel option available.

34.5”W x 31”D x 33”H

Seat: 21.5”D x 17.5”H / Arm: 22.5”H

Min. 7 yards COM (chair) 3 yards (ottoman) / not available COL

BLH-UPH-47 chair / BLH-UPH-49 ottoman



## T42 CHAIR & OTTOMAN

You'll find it hard to resist its soft embrace, thanks to the curved barrel-shaped hardwood frame. Legs available in four finish options.

34.5”W x 31”D x 33”H

Seat: 21.5”D x 17.5”H / Arm: 22.5”H

Ottoman: 30.5”W x 19”D x 15”H

Min. 8 yards COM (chair) 3 yards (ottoman) (not available COL)

BLH-UPH-15 (chair) / BLH-UPH-16 (ottoman)

# Chairs



## OLIVIA CHAIR

You'll find it hard to resist its soft embrace, thanks to the curved barrel-shaped hardwood frame. Kiln-dried solid maple frame. Eight-way hand-tied coil spring suspension with a solid webbed base. Legs available in four wood finishes. Swivel option available.

34.5”W x 31”D x 33”H

Seat: 21.5”D x 17.5”H / Arm: 22.5”H

Min. 7 yards COM / not available COL

BLH-UPH-47



## T42 CHAIR

You'll find it hard to resist its soft embrace, thanks to the curved barrel-shaped hardwood frame. Kiln-dried solid maple frame. Legs available in four finishes.

34.5”W x 31”D x 33”H

Seat: 21.5”D x 17.5”H / Arm: 22.5”H

Min. 7 yards COM (chair) 3 yards (ottoman) (not available COL)

Ottoman: 30.5”W x 19”D x 15”H

Min. 8 yards COM

BWH-UPH-15



## PIERRE CHAIR

Handcrafted with a sculpted back and slightly flared arm, it's plumped with a thick seat cushion for extra comfort. Kiln-dried solid maple frame. Eight-way hand-tied coil spring suspension with a solid webbed base. Cushion fill: down, feather and foam for softness with underlying support. Legs available in four wood finishes.

34”W x 32”D x 34”H

Seat: 21.5”D x 18”H / Arm: 23”H

Min. 8 yards COM / not available COL

BLH-UPH-14



## KOKO CHAIR

Dramatically upswept, curved arms - this chair offers effortless good looks. A bold addition to your home office or library, it is also exceptionally comfortable! With a deep, plumped seat; angled back; and plush back pillows for extra support.

Legs available in four wood finishes.

27”W x 31”D x 31”H

Seat: 21.5”D x 19.5”H / Arm: 22”H

COM (4 yds.) BLH-UPH-33

COL (90 sq. ft.) BLH-UPH33L



# Chairs



## LIAM CHAIR

The tall back of our Swedish, mid-century inspired wing chair will carry your eye upwards in a room - enhancing an already airy space, or creating that space in a smaller room. A tip from Bunny: pair this chair with others that are more traditional in style for a truly timeless mix. Five finish options available, including oak shown.

30"W x 32"D x 44"H

Seat: 23"D x 17"H / Arm: 24"H

Min. 5 yards COM / not available COL

BLH-UPH-48



## AZURE CHAIR & OTTOMAN

Inspired by the famous Jean-Henri Jansen, the Azure boasts rolled arms, carved twisted legs and a stylish French nailhead trim. Legs available in four wood finishes.

28.5"W x 33.5"D x 35.5"H

Seat: 24.5"D x 19.5"H / Arm: 23"H

Chair COM (7 yds.): BLH-UPH-18

Chair COL (70 sq. ft.) BLH-UPH18L

Ottoman COM (2 yds.): BLH-UPH-19

Ottoman COL (40 sq. ft.): BLH-UPH19L



## WESTCOTT CHAIR

Our version of the classic wingback chair features a button-tufted back and loose seat cushion the unexpected design detail of a traditional Windsor leg. Ideal to curl up in with a book and a cup of tea. Legs available in four wood finishes.

30"W x 29.5"D x 43"H

Seat: 23"D x 19.5"H / Arm: 27"H

Min. 7 yards COM / not available COL

BLH-UPH-21



## AZURE CHAIR

Inspired by the famous Jean-Henri Jansen, the Azure boasts rolled arms, carved twisted legs and a stylish French nailhead trim. Kiln-dried solid maple frame. Eight-way hand-tied coil spring suspension with a solid webbed base. Cushion fill: down, feather and foam for softness with underlying support. Legs available in four wood finishes.

28.5"W x 33.5"D x 35.5"H

Seat: 24.5"D x 19.5"H / Arm: 23"H

Chair COM (7 yds.): BLH-UPH-18

Chair COL (70 sq. ft.) BLH-UPH-18L



## BARDOT CHAIR

French chic updated, this sophisticated little chair cuts a curvaceous silhouette. Kiln-dried solid maple frame. Eight-way hand-tied coil spring suspension with a solid webbed base. Cushion fill: down, feather and foam for softness with underlying support. Legs available in four wood finishes.

28.5"W x 28.5"D x 32.5"H

Seat: 20"D x 18.5"H / Arm: 23.5"H

Min. 7 yards COM / not available COL

BLH-UPH-30





# Benches & Stools



## NEW FLETCHER STOOL

Our Fletcher stool's design is a contemporary take on traditional furniture gouging. A smart but casual washed finish, with upholstered seat, the whole set atop bun feet. A wonderful addition to any space, ideal additional seating.

17" W x 17" D x 19.5" H

Min. 2 yards COM / not available COL  
BLH-UPH-79



## NEW BEATRIX GARDEN STOOL

An unusual coral pattern executed in tawny caramels and browns, carefully arranged by skilled artisans on an eye catching asymmetric body. An ideal drinks table. For indoor use.

15" W x 13.5" D x 15.5" H

BWH1476.BRWNCRML.0



## NEW PAGE GARDEN STOOL

Beautiful tortoiseshell colors are carefully arranged by skilled artisans on a classic barrel shape. An ideal drinks table. For indoor use.

13.5" diam. x 16.25" H

BWH1475.TORTOISE.0



## SPINDLE BENCH

Eccentric furniture adds character to a room and the exaggerated bobbins on this Regency style bench do exactly that! This piece is fun and distinctive, adding whimsy and texture to the end of a bed or in a front hall. Its six turned legs and spaced nailheads add further flair. Legs available in four wood finishes.

60" W x 19" D x 18.5" H

COM (3 yds.): BLH-UPH-56

COL (40 sq. ft.): BLH-UPH-56L



## RED TAPE BENCH

Stylish and versatile, this bench harmoniously gets to work as a coffee table or footrest and could be pulled up for a friend at a cozy drinks party. The handcrafted maple base showcases the graduated cuffed legs and the striking ruby red ribbon - a detail that really makes this hard working bench stand out. Legs available in four wood finishes.

48" W x 18.5" D x 16.5" H

COM (2 yds.): BLH-UPH-09

COM (25 sq. ft.): BLH-UPH09L

*Red tape included unless specified,  
2 yards required otherwise.*



## STELLA STOOL

Stools are a brilliant way to create intimacy in a seating area and our Stella stool, compact and iconic in shape, is a great way to do this. The tight upholstered top, banded base, and center button come together in a laidback, delicate style - the height makes the Stella a comfortable foot rest too! Legs available in in four wood finishes.

20" Diam. x 18" H

Min. 3 yards COM required / not available COL  
BLH-UPH-59



## ADRIAN BENCH

A Regency style bench with playful scrolled arms, it is perfectly sized for hallways or placing at the end of a bed. Gold and off-white finish.

64" W x 19" D x 29" H

Seat height: 17" to crown

Min. 3 yards COM / not available COL  
BLH-UPH-72



## SOPHIA BENCH

The beautiful sloping lines of this bench are true to Art Deco Neoclassical style and add grace to any living room or bedroom. Imagine sitting atop its plush seat, warming yourself in front of a comforting fire - it's the perfect height! Available in four wood finishes.

51" W x 21" D x 18.5" H

Min. 3 yards COM required / not available COL  
BLHUPH1237



## CHARLOTTESVILLE BENCH

This playful take on the x-bench is spirited and whimsical. The curule-style seat is inspired by Neoclassicism. Perfect for at the end of a bed, under a window or in an entry hall. Available in four finish options. Available in four wood finishes.

48.5" W x 19" D x 18.5" H

COM (2 yds.): BLHUPH1238

COL (30 sq. ft.): BLHUPH1238L



## TAJ STOOL

Add chic accent to any room with this compact ottoman on its own or displayed in pairs. The tightly upholstered seat covers a solid maple frame. A Mughal-inspired arch and French nailhead trim make it a standout in style.

21" Sq. x 18.5" H

Min. 4 yards COM required / not available COL  
BLH-UPH-32



## EMPIRE OTTOMAN

A dreamy, cloud-like upholstered pouf with tapered legs and French nailhead trim. An inviting pull-up ottoman - a pair of these would be the perfect addition to your bedroom haven.

24" Sq. x 18" H.

Min. 4 yards COM required / not available COL  
BLH-UPH-24



## LAUREN STOOL

With its honey stained finish, ebony detailing on the apron and turnings on its legs, this piece will slot into a more modern space or traditional decor. Finish as shown.

19" Sq. x 18.5" H

Min. 1 yard COM required / not available COL  
BLHUPH1313



# Benches & Stools



## CHARLOTTESVILLE STOOL

This playful take on the x-bench is spirited and whimsical. The curule-style seat is inspired by Neoclassicism. Perfect for at the end of a bed, under a window or in an entry hall. Available in four finish options.

19" Sq. x 18.5"H

COM (1 yd.): BLHUPH1239

COL (20 sq. ft.) BLHUPH1239L



## RED TAPE STOOL

Stylish and versatile, this stool harmoniously gets to work as a little table or footrest and could be pulled up for a friend at a cozy drinks party. The handcrafted maple base showcases the graduated cuffed legs and the striking ruby red ribbon - a detail that really makes this hard working piece stand out. Available in four finish options.

18.5" Sq. x 16.5"H.

COM (1 yd.): BLH-UPH-08

COL (15 sq. ft.): BLH-UPH-08L

*Red trim included unless specified otherwise (2 yards required)*

*Place a bench or a pair of stools under tables or in front of a fireplace for extra seating when needed.*



Adrian Bench p.64.

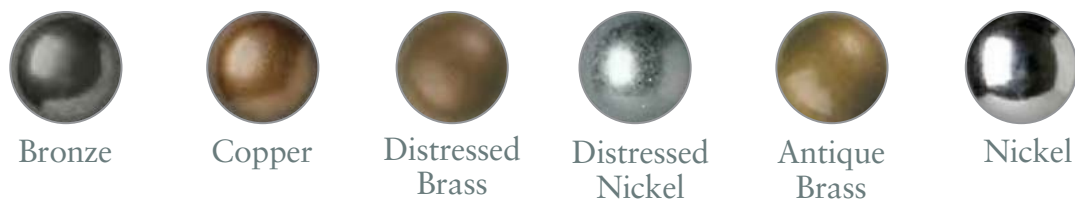


# Upholstery Leg Finishes & Nailheads

## LEG FINISHES



## NAILHEADS



Elgin Chair p. 58.



# Lighting



**NEW GEORGE LAMP**  
A small, dapper brass lamp with stepped base and circular column. Perfect for small tables or spots in need of a bit more light. Single bulb. Woven white lampshade included. UL Listed.  
Lamp is 4” diam (base) x 19.5” H  
Shade is 6-5/8” W at bottom, 3-5/16” at top, 6-1/8” H  
BWH1479.BRASS.0



**NEW JANE LAMP**  
An attractive nickel lamp, with metal bobèche and base with raised fret pattern. Ideal for pairing atop a console or anyplace where table space is at a premium. Single bulb. Woven white shade included. UL Listed.  
Lamp is 6-1/8” diam (base) x 23-1/8” H  
Shade is 8-1/2” W at bottom, 5-3/4” at top, 7-1/8” H  
BWH1478.NICKEL.0



**NEW TONI LAMP**  
Elegant, tall and narrow, the Toni lamp is ideal for pairing atop a console or anyplace where table space is at a premium. A wonderful flared collar, inspired by the collar on an unusual antique table leg, complements the overall design. Single bulb. Woven white shade included. UL Listed.  
Lamp is 4” diam (base) x 27-1/2” H  
Shade is 9-1/2” W at bottom, 4-1/2” W at top, 8-1/4” H  
BWH1477.BRASS.0



**CELESTIAL LAMP**  
A whimsical, diminutive lamp ideal for placement on an occasional table, a dark corner or anywhere a little more light would be appreciated. White column shade included.  
4.5” diam. x 16”H  
BWH1410.BRONZE.0



**DOME LAMP**  
A streamlined, striking brass dome lamp with an attractive faux leather wrapped column, perfect for a desk workspace. Requires two 60W bulbs max.  
15.5” diam. x 19”H  
BWH1409.BRASS.0



**DOTS LAMP**  
A smaller, classic urn-shaped lamp atop a gold base. The refreshing, contemporary glaze is composed of crème brûlée, forest green and Mediterranean blue semi-opaque dots. Single socket. Requires one 60W bulb. UL Listed.  
Lamp: 7” diam. x 25”H; 7” base  
BWH1408.MULTI.0  
*Recommended lampshade (not included):  
8” x 15” x 11” slope*



**NEW ATLANTIC LAMP**  
A striking geometric spiral highlights the dark and light notes of the cheerful Atlantic blue glaze, the namesake of this well proportioned lamp. Set atop a gilded gold base Brass details. Requires two 60W max. bulbs; UL Listed.  
10-15/16” diam. x 29-3/4” H  
BWH1480.BLUE.0  
*Recommended lampshade (not included):  
9” x 18” x 13” slope*



**NEW DAWN LAMP**  
The Dawn lamp features an incredible flambé glaze. The overall color effect is a jewel-like purple (an undercurrent of warm red beneath a milky glaze of cool white-blue. Strikingly set atop a gold base. Brass details. Requires two 60W max. bulbs; UL Listed.  
7” diam x 29” H  
BWH1491.PURPLE.0  
*Recommended lampshade (not included):  
9” x 18” x 13” slope*



**NEW GARNET LAMP**  
An imposing, traditionally glazed oxblood red lamp, with a ravishing double-gourd form, set atop a carved gold base. Brass details. Requires two 60W max. bulbs; UL Listed.  
10” W x 35”H  
BWH1481.OXBLOOD.0  
*Recommended lampshade (not included):  
9” x 18” x 13” slope*



**SPECKLED LAMP**  
Light speckles contrast against a beautiful, deep Atlantic blue in this beautiful glaze, applied to a gently faceted double-gourd shape atop a gold base. Single socket. Requires one 60W bulb. UL Listed.  
Lamp: 8” diam. x 24”H; 7” base.  
BWH1406.BLUE.0  
*Recommended lampshade (not included):  
8” x 15” x 11” slope*



**BRUSH STROKE LAMP  
BLUE, SMALL**  
Our signature brush stroke design is now available on a smaller size lamp. A gently faceted double-gourd shape sits atop a gold base. Single socket. Requires one 60W bulb. UL Listed.  
Lamp: 8” diam. x 24”H; 7” base.  
BWH1407.BLUE.0  
*Recommended lampshade (not included):  
8” x 15” x 11” slope*



**MINERAL LAMP**  
This spirited double gourd lamp brings the joyful essence of Caribbean Sea right into your home, and the gold gilt wedding band base enhances the striking blue color. Hand-carved wood base with gilt finish. Matte brass double socket cluster. Due to the handcrafted nature of this product, glazes may vary. Requires two 60W max. bulbs; UL Listed.  
Lamp: 12” diam. x 35”H; 9.5” diam. base  
BWH1277.BLUE.0  
*Recommended lampshade (not included):  
9” x 18” x 13” slope*



# Lighting



## OXBLOOD LAMP

This lamp wears a hand-applied ombré glaze inspired by flambé glazes that embrace unique reactions within the kiln. Hand-carved wood base with gilt finish. Matte brass double socket cluster. Due to the handcrafted nature of this product, glazes may vary. Requires two 60W max. bulbs; UL Listed.

Lamp: 11.5" diam. x 35"H; 8.5" diam. base.  
BWH1282.RED.0

*Recommended lampshade (not included):  
9" x 18"x 13" slope*



## BRUSH STROKE LAMP BLUE, LARGE

Uninhibited brushstrokes bring a casual elegance to this classically shaped double gourd ceramic lamp. Hand-carved wood base with gilt finish. Matte brass double socket cluster. Due to the handcrafted nature of this product, glazes may vary. Requires two 60W max. bulbs; UL Listed.

Lamp: 12" diam. x 35"H; 9.5" diam. base  
BWH1055.BLUEWHITE.0

*Recommended lampshade (not included):  
9" x 18"x 13" slope*



## BRUSH STROKE LAMP BROWN, LARGE

Uninhibited brushstrokes bring a casual elegance to this classically shaped double gourd ceramic lamp. Hand-carved wood base with gilt finish. Matte brass double socket cluster. Due to the handcrafted nature of this product, glazes may vary. Requires two 60W max. bulbs; UL Listed.

Lamp: 12" diam. x 35"H; 9.5" diam. base  
BWH1157.BROWNWHITE.0

*Recommended lampshade (not included):  
9" x 18"x 13" slope*



## PHEASANT FEATHER LAMP BLUE

Hand painted in deep blue tones before a final glazing and firing to produce this stunning pattern. Set on a gilded wedding band base. Matte brass double socket cluster. Due to the handcrafted nature of this product, glazes may vary. Requires two 60W max. bulbs; UL Listed.

Lamp: 11.5" diam. x 35"H; 8.5" diam. base.  
BWH1279.BLUE.0

*Recommended lampshade (not included):  
9" x 18"x 13" slope*



## PHEASANT FEATHER LAMP BROWN

Hand painted in warm brown tones before a final glazing and firing to produce this stunning pattern. Set on a gilded wedding band base. Matte brass double socket cluster. Due to the handcrafted nature of this product, glazes may vary. Requires two 60W max. bulbs; UL Listed.

Lamp: 11.5" diam. x 35"H; 8.5" diam. base.  
BWH1100.BROWN.0

*Recommended lampshade (not included):  
9" x 18"x 13" slope*



## LICHEN LAMP

Bring the tranquil feeling of your garden indoors with our Lichen Lamp. Its elongated oval ceramic body is glazed in a delicate cream with subtle, hand-painted green, yellowish, and brown accents. Satin nickel double socket cluster. Due to the handcrafted nature of this product, glazes may vary. Requires two 60W max. bulbs; UL Listed.

Lamp: 9" diam. x 35"H; 6.5" diam. base  
BWH1280.GREEN.0

*Recommended lampshade (not included):  
9" x 18"x 13" slope*



## CINNAMON LAMP

A handsome, easy to live with reddish-brown glaze applies to a double gourd ceramic lamp form. Hand-carved wood base with gilt finish. Matte brass double socket cluster. Due to the handcrafted nature of this product, glazes may vary. Requires two 60W max. bulbs; UL Listed.

Lamp: 12" diam. x 35"H; 9.5" diam. base  
BWH1278.RED.0

*Recommended lampshade (not included):  
9" x 18"x 13" slope*



## CONTOURED LAMP NAVY

Our Contoured Lamp has delicate ribbing that brings your eye from the top to the bottom of its slim cylindrical base. Satin nickel double socket cluster. Due to the handcrafted nature of this product, glazes may vary. Requires two 60W max. bulbs; UL Listed.

Lamp: 6.5" diam. x 35"H; 8" diam. base.  
BWH1348.NAVY.0

*Recommended lampshade (not included):  
9" x 18"x 13" slope*



## CONTOURED LAMP WHITE

Our Contoured Lamp has delicate ribbing that brings your eye from the top to the bottom of its slim cylindrical base. Satin nickel double socket cluster. Due to the handcrafted nature of this product, glazes may vary. Requires two 60W max. bulbs; UL Listed.

Lamp: 6.5" diam. x 35"H; 8" diam. base.  
BWH1281.WHITE.0

*Recommended lampshade (not included):  
9" x 18"x 13" slope*



## SPATTER LAMP

Inspired by the work of Jackson Pollock, the dark blue spatter is hand dripped onto our lamp's ceramic vase, which sits on a gilded wooden stand. Matte brass double socket cluster. Due to the handcrafted nature of this product, glazes may vary. Requires two 60W max. bulbs; UL Listed.

Lamp 6.5" diam. x 32"H; 7" diam. base.  
BWH1167.BLUE.0

*Recommended lampshade (not included):  
9" x 18"x 13" slope*



## TURQUOISE LAMP

Generously scaled, this ceramic lamp is bold and vibrant with a rich turquoise glaze. Set on a hand-carved lotus leaf gilt base. Matte brass double socket cluster. Due to the handcrafted nature of this product, glazes may vary. Requires two 60W max. bulbs; UL Listed.

Lamp: 12.5" diam. x 35"H; 9" diam. base  
BWH1122.BLUE.0

*Recommended lampshade (not included):  
10" x 22" x 15.5" slope.*



## CHICKEN FEATHER LAMP BROWN

This vibrantly painted "chicken feather" design was inspired by captivating pottery from Peru, and enhances the fluid lines of this ceramic lamp. Matte brass double socket cluster. Due to the handcrafted nature of this product, glazes may vary. Requires two 60W max. bulbs; UL Listed.

Lamp: 11" diam. x 34.5"H; 8" diam. base  
BWH1057.BROWN.0

*Recommended lampshade (not included):  
9" x 18"x 13" slope*



# Lighting



## CHICKEN FEATHER LAMP BLUE

This vibrantly painted “chicken feather” design was inspired by captivating pottery from Peru, and enhances the fluid lines of this ceramic lamp. Satin nickel double socket cluster. Due to the handcrafted nature of this product, glazes may vary. Requires two 60W max. bulbs; UL Listed.

Lamp: 11" diam. x 34.5"H; 8" diam. base  
BWH1056.BLUE.0

*Recommended lampshade (not included):  
9" x 18"x 13" slope*

*The lighting in any room  
creates a strong impression.  
Lighting must come from  
several sources in a room.  
After all, sometimes we  
want to create a mood, and  
other times we need all the  
light we can get.*

*I love interesting  
lampshades. In a modern  
room, all the shades can be  
the same. In a more eclectic  
space, you can have fun  
with patterned fabrics that  
pair well with the lamps in  
the room.*





# Lampshades



## NEW BROOK LAMPSHADE

Charming dark blue branches are arrayed across a mid-tone blue field. Handblocked cotton voile fabric. Available in two sizes:

8" x 15" x 11" slope / BWHLT-31.MLTBLUE.0

9" x 18" x 13" slope / BWHLT-32.MLTBLUE.0



## NEW VERA LAMPSHADE

A washed yellow field filled with pinkish-red and green florals. Handblocked cotton voile fabric. Available in two sizes:

8" x 15" x 11" slope / BWHLT-27.YLWPNKGRN.0

9" x 18" x 13" slope / BWHLT-28.YLWPNKGRN.0



## NEW LAFAYETTE LAMPSHADE

A suprising, abstract geometric design in shades of coffee and deep brown. Handblocked cotton voile fabric. Available in two sizes:

8" x 15" x 11" slope / BWHLT-29.BROWN.0

9" x 18" x 13" slope / BWHLT-30.BROWN.0



## ROXBURY LAMPSHADE

A crisp, graphic pattern in a warm sand color. Handblocked cotton voile fabric.

Available in two sizes:

8" x 15" x 11" slope / BWHLT-20.ORANGE.0

9" x 18" x 13" slope / BWHLT-22.ORANGE.0



## CRANBORNE LAMPSHADE

A vibrant floral pattern, the rich red looks especially beautiful atop blue lamps. Handblocked cotton voile fabric.

Available in two sizes:

8" x 15" x 11" slope / BWHLT-17.RED.0

9" x 18" x 13" slope / BWHLT-24.RED.0



## WINDSONG LAMPSHADE

A charming shade with a sky blue circular grid surrounding groups of navy colored dots. Handblocked cotton voile fabric.

Available in two sizes:

8" x 15" x 11" slope / BWHLT-19.SKYBLU.0

9" x 18" x 13" slope / BWHLT-25.SKYBLU.0



## DAISY LAMPSHADE

A delicate yellow flower pattern is subtle and transports you with its sunny, warm glow. Handblocked cotton voile fabric.

NEW 8" x 15" x 11" slope / BWHLT-36.YELLOWW.0

9" x 18" x 13" slope / BWHLT-1293.YELLOWW.0



## WILD GINGER LAMPSHADE

This small brown flower pattern is a beautiful, subtle neutral. Handblocked cotton voile fabric. Available in two sizes:

8" x 15" x 11" slope / BWHLT-21.BRNWHT.0

9" x 18" x 13" slope / BWHLT-1305.BRNWHT.0



## PRICKLY POPPYCAPE LAMPSHADE

A bohemian floral pattern with a palette of bold red and soothing green. Handblocked cotton voile fabric.

18" x 9" x 13" slope

BWH-1291.REDGRN.0



## ALDERLEY LAMPSHADE

The bright marigold and azure blues of this floral shade are an easy way to add color to a room. Handblocked cotton voile fabric.

Available in two sizes:

8" x 15" x 11" slope / BWHLT-23.MARIGLDBLU.0

9" x 18" x 13" slope / BWHLT-18.MARIGLDBLU.0



## SPRING STARFLOWER LAMPSHADE

A pretty and delicate small flower pattern printed in soft blues.

NEW 8" x 15" x 11" slope / BWHLT-35.LTBLUGRN.0

9" x 18" x 13" slope / BWH-1294.LTBLUGRN.0



## SOUTHERN BLUES LAMPSHADE

A blue flower and vine pattern is a bold way to add classic blue and white to a space. Handblocked cotton voile fabric.

NEW 8" x 15" x 11" slope / BWHLT-37.BLUWHT.0

9" x 18" x 13" slope / BWHLT-1292.BLUWHT.0



# Lampshades



## BLUEBIRD LAMPSHADE

A charming shade with a sky blue circular grid surrounding groups of navy colored dots.  
Handblocked cotton voile fabric.

**NEW** 8" x 15" x 11" slope / BWHLT-38.NAVY.0  
9" x 18" x 13" slope / BWHLT-15.NAVY.0

Pictured on the left is the Cranborne Shade;  
the pile of lampshades on the right, from top to  
bottom: Alderley, Spring Starflower, Daisy, Prickly  
Poppycape, Southern Blues.

# Lampshades







**NEW Kent Mirror** p.54

# How to Order

We can never say thank you enough to our valued partners, designers and clients.

Most of our casegoods, lighting and accessories are in stock and ready to ship.

To place and order please call:  
Lee Jofa Furniture  
1-800-648-5728, ext. 2485

Please do not hesitate to call or email a member of our team at any time. We are here to support you and make your experience as seamless as possible.

Follow us on instagram [@bunnywilliamshome](#)





BUNNY  
WILLIAMS  
HOME

