

Laerdal Network Requirements

Document name	Laerdal Network Requirements
Revision date	14-Jun-2022
Internal reference	00066667
Revision	0

1	INTRODUCTION	3
1.1	BANDWIDTH ASSUMPTIONS.....	3
2	HIGH-LEVEL NETWORK ARCHITECTURE	3
3	DEVICES CONNECTIVITY	4
3.1	LOCAL CABLED NETWORK	4
3.2	LOCAL WIRELESS NETWORK	4
3.3	COMMUNICATION OVER INTERNET	5
3.3.1	<i>Connectivity to cloud services</i>	5
3.3.2	<i>Connectivity for Laerdal technical support</i>	5
4	IP ADDRESSING	5
5	NETWORK SERVICES, PROTOCOLS AND APPLICATIONS	6
5.1	DEVICES AND SERVICES DISCOVERY	6
5.1.1	<i>Discovery using Bonjour services</i>	6
5.2	APPLICATION TCP/UDP PORTS AND NETWORK SECURITY POLICIES	6
5.2.1	<i>Traffic inside the simulation network</i>	7
5.2.2	<i>Traffic to the cloud services</i>	8

1 Introduction

This document describes the main settings of the network required by Laerdal equipment to perform medical simulations.

The Laerdal simulation software and simulation equipment require a local area network (LAN) to exchange data and commands.

In addition, Laerdal’s products require a connection to Internet for software maintenance, security upgrades, telemetry reporting, use of other cloud services and remote technical support.

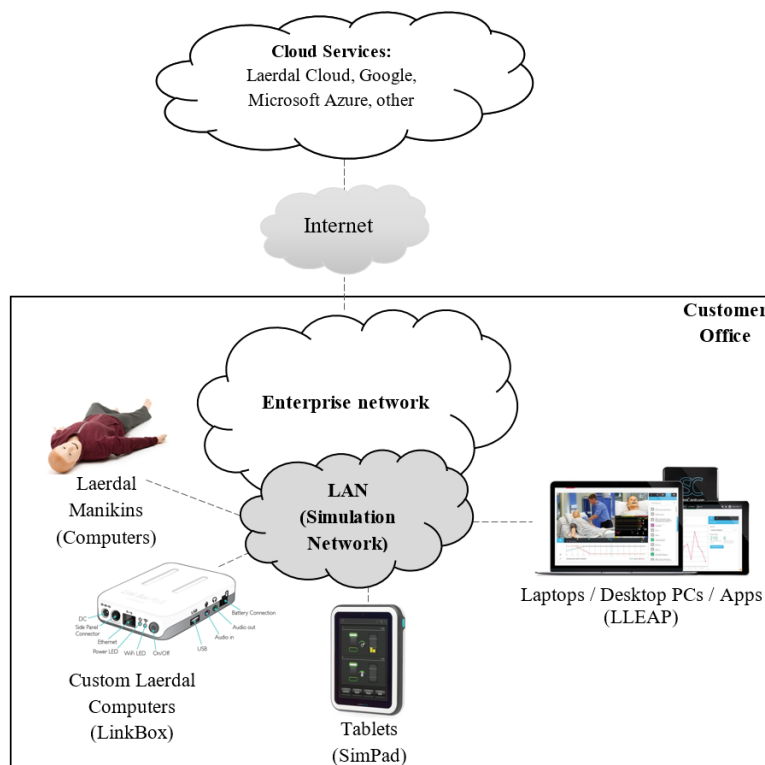
1.1 Bandwidth assumptions

Each Laerdal simulation device requires a minimum 1 Mbps bandwidth capacity across the network that is used for simulations. During different phases of application execution devices may produce peaks of traffic exceeding 1 Mbps.

2 High-level network architecture

Figure 1 shows the high-level architecture of a network which provides local and Internet connectivity for Laerdal simulation equipment. The simulation network is a separate subnet inside customer’s enterprise network. Certain Laerdal simulation applications require access through the enterprise network over Internet to Laerdal cloud and third-party cloud services.

Figure 1: The high-level architecture of a simulation network



All devices used in a simulation must be connected to the same subnetwork.

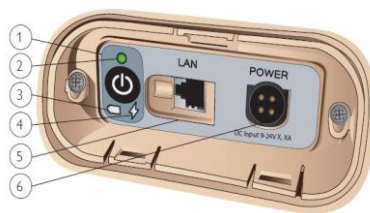
3 Devices Connectivity

3.1 Local cabled network

The manikins and other Laerdal simulation devices are equipped with Ethernet network interface cards (NIC) which can be used to connect the devices to a local-area network switch or hub using minimum category 5 UTP (CAT5) copper cables.

Figure 2 shows the side panel found in several manikin devices which includes an Ethernet interface, a power on/off button and a power plug. The side panel provides external access to manikin's internal operating system (Windows or Linux) for network configuration and applications traffic.

Figure 2: Manikin's side panel with RJ45 port



The NIC interfaces of the simulation devices are compatible with 100BASE-TX standard and support maximum 100 Mbps. The interfaces are configured to automatically negotiate the speed and duplex mode settings.

If the enterprise network uses virtual LAN (VLAN) capability for optimization and flexibility, then all Laerdal equipment must be connected to network interfaces allocated to the same VLAN identifier (VLAN ID).

3.2 Local wireless network

Several Laerdal simulation devices can be connected to an enterprise network over wireless local-area networks (WLANs) as shown in Figure 2.b.

The WLAN devices used by Laerdal devices are compatible with the protocol specifications of the Wi-Fi standards (802.11).

The recommended topology for the Wi-Fi simulation network is the network infrastructure mode (i.e., BSS mode). In the Wi-Fi architecture Laerdal devices are clients of the Wi-Fi network.

Laerdal manikins have inside their torso installed a wireless communication equipment which can be configured locally over an RJ45 port connection. Dependent on the manikin model, these Wi-Fi network devices can be a router, a dongle or a built-in circuit module.

The following table lists the main features of the wireless devices used by Laerdal simulation equipment:

Wi-Fi	Compatible Simulation Devices
2.4-Ghz channels 1-11	All
5-Ghz channels 36, 40, 44, 48	All devices except: SimPad or LinkBox Classic based models (Some devices may support additional 5-Ghz channels)
Release 4 (Wi-Fi 4, 802.11N)	SimPad PLUS, LinkBox PLUS, SimBaby, SimNewB, Nursing Anne Simulator, SimMan 3G with WRN500 router
Release 5 (Wi-Fi 5, 802.11AC)	SimMan 3G model equipped with a Wi-Fi dongle (LM Technologies dongle), Laerdal provided computers
WPA-2 Personal security	All simulators
WPA2-Enterprise ¹ security using PEAP-MSCHAPv2 (authentication with username and password without certificates)	SimMan3G equipped with a Wi-Fi dongle

3.3 Communication over Internet

3.3.1 Connectivity to cloud services

The simulation network must be connected to Internet for device and application communication with cloud services.

3.3.2 Connectivity for Laerdal technical support

For technical support, the enterprise customer shall provide VPN access to the simulation network. The computers with Laerdal Learning Application (LLEAP) include TeamViewer application which is used for remote technical support.

4 IP addressing

The Laerdal devices used in simulations must be assigned private IPv4 addresses. All allocated IP addresses must belong to the same subnet range to facilitate device discovery and stability of the simulation session.

The following range of IP addresses which are used internally by Laerdal manikins should not be used in the simulation network (wired or wireless): 192.168.168.*.

The allocation of the IP addresses should be performed by an enterprise DHCP server, which should reserve permanently the addresses to the simulation devices.

¹ Requires LLEAP or SimPad PLUS using software version 7.3.3 or newer

5 Network services, protocols and applications

5.1 Devices and services discovery

Laerdal applications use Bonjour services (multicast Domain Name Services – mDNS – and DNS Service Discovery – DNS-SD) and a proprietary method (named hereafter ‘Legacy’) to discover manikins, simulation devices, services and other computers connected over the simulation network.

The Bonjour services must be enabled in the enterprise network devices (wireless routers, wired routers, firewalls, any network devices used in the simulation network which block the Bonjour services).

Laerdal Learning Application (LLEAP) can use both methods for device discovery - Bonjour and ‘Legacy’. Only Bonjour is supported for the discovery of Laerdal LinkBox devices while only Legacy is supported for updating SimMan3G simulators.

5.1.1 Discovery using Bonjour services

Laerdal applications use Bonjour services (multicast Domain Name Services – mDNS – and DNS Service Discovery – DNS-SD) and a proprietary method (named hereafter ‘Legacy’) to discover manikins, simulation devices, services and other computers connected over the simulation network.

The following Bonjour services names must be enabled in the network devices used to build the simulation network.

```
_simbridge._tcp  
_simmonitor._tcp  
_simlink._tcp  
_simse._tcp  
_simvca._tcp  
_simventures._tcp
```

```
_http._tcp  
_workstation._tcp  
_ssh._tcp  
_lleaphost._tcp  
_ctgserver._tcp  
_lleapsimupdate._tcp
```

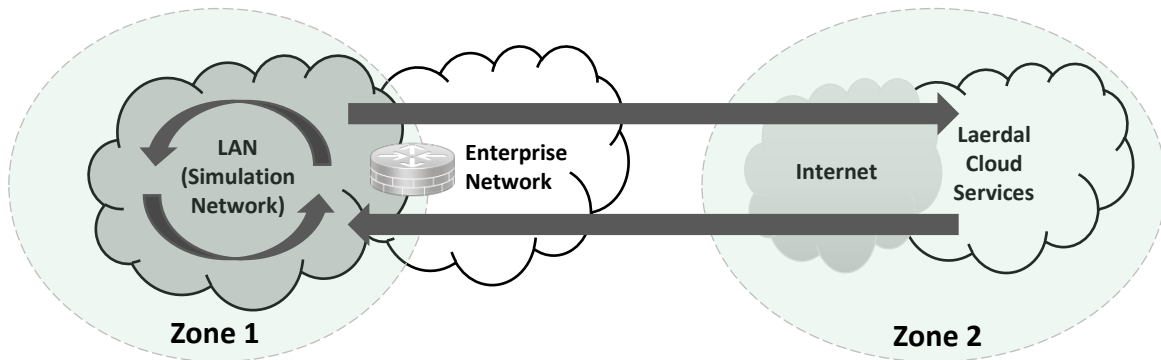
Note that, for certain network equipment manufacturers, the above service names must be added, configured and enabled in the network devices (routers, wireless controllers, other Layer 3 devices) following the instructions included in the vendor manuals.

5.2 Application TCP/UDP ports and network security policies

This section describes the protocols and the ports used by Laerdal simulation devices which must be considered when implementing the security policies in the enterprise network.

The traffic generated by Laerdal devices flows within and between two main network zones as shown in Figure 3.

Figure 3: Traffic flow zones



The security control measures (access control lists, ACLs, and firewall filtering) implemented in the network equipment in Zone 1 and Zone 2 shall not restrict the traffic flows and shall not block the TCP/UDP ports used by the simulation devices and applications.

Sections 5.2.1 and 5.2.2 describe the ports used by Laerdal devices and applications inside Zone 1 and between the two zones, respectively.

5.2.1 Traffic inside the simulation network

The following table describes the ports used by Laerdal applications inside Zone 1 (that is Zone 1 to Zone 1 traffic).

Protocol	Ports	Devices	Description
TCP	22	SimPad, LinkBox, Client PC ²	Rsync, WinSCP and sFTP used to transfer files to and from the client and the manikin
TCP	80, 443	SimMan3G simulators SimView SimCapture On-Premise SimCapture Cloud	Web application access via a browser Local automated health checks internally and outgoing communication
TCP	2000-2001	SimPad Resusci Anne Plus	Serial data communication of the ventilation and compression performed on the manikin used to calculate QCPR score
TCP	3389	SimMan3G	Remote Desktop
UDP	5353	All	Bonjour / mDNS / DNS-SD, Zeroconf discovery Udp://224.0.0.251:5353

² Client PCs are computers or laptops running simulation components of the Laerdal Learning Application (LLEAP) such as: Patient Monitor, Simulator Firmware and Network Wizard, Debrief Application.

Protocol	Ports	Devices	Description
TCP	5671	Client PC	Data Analytics
UDP	6681-6682	SimMan3G simulators Client PC Debrief PC SimView	For the Patient Monitor Remote Screen Capture Software
UDP	6797-6798	SimMan3G-family Client PC	Used by Laerdal 'legacy' discovery
UDP	7557-7558	Linkbox simulators	Laerdal VS params and unified params Build on protocol buffers message subscription service
TCP	9897	SimMan3G-family	Configuration of SimMan 3G simulator
TCP	9898	Simulator PC Client PC	Voice conferencing control
UDP multicast	11000-11006	Simulator PC Client PC SimPad, LinkBox	Voice conferencing. Binary data stream of data using OPUS encoder/decoder
UDP broadcast	13000	Simulator PC Client PC	Legacy alive data
TCP	14997	Client PC VitalsBridge	VitalsBridge Communication
UDP	14998	Client PC VitalsBridge	VitalsBridge advertising
UDP multicast	15000-15007	Simulator PC Client PC	Alive data
TCP	15020-15024	LinkBox, SimPad Simulator PC Client PC	Configuration and control, file transfer. Used to communicate with Patient Monitor application using web service (wsdl) protocol
TCP	15029	Simulator PC Client PC	Computers used in simulation
UDP	15030-15033	Simulator PC Client PC	CTG server stream for SimMom
UDP	54915, 52734	Client PC ASL5000	ASL 5000 device discovery
TCP	55195, 52719	Client PC ASL5000	ASL 5000 device control and data

5.2.2 Traffic to the cloud services

The following table describes the ports used by Laerdal devices and applications transferring traffic between Zone 1 to Zone 2.

The ports listed in this table shall be outbound open in the security devices sitting on the communication path from Zone 1 to Zone 2.

Protocol	Ports	Target URL	Devices	Function	Data
TCP	443	*. laerdal.com	LLEAP PCs SimPad, Manikins	Online activations of licenses and Laerdal products. It is required by Laerdal products to work. Software updates for Laerdal products downloaded manually.	License keys information – REST api Installation files for miscellaneous products.
TCP	80, 443	cdn.laerdal.com laerdalcdn.blob.core.windows.net	LLEAP PCs SimPad, Manikins	Software updates for LLEAP and SimPad. Detection of needed software updates.	Installation files / executables for Windows and Linux
TCP	80, 443	scenariocloud.laerdal.com	LLEAP PCs SimPad, Manikins	Online Laerdal Scenario Cloud synchronization	Zip-archives containing xml and media files
TCP	443	laerdalmedicalb2c.b2clogin.com	LLEAP PCs SimPad, Manikins	Laerdal Active Directory B2C login	Verification of user credentials
TCP	443	gigya.com	LLEAP PCs SimPad, Manikins	Identity management required for Laerdal cloud services (Scenario Cloud, Laerdal Connect)	Verification of user credentials
TCP	443	api.ipify.org	LLEAP PCs SimPad, Manikins	IoT external lookup, LLEAP and SimPad	URL Redirects & Lookup of geolocation data about users.
TCP	25	smtp.gmail.com	LLEAP PCs SimPad, Manikins	LLEAP and SimPad feedback forms, errors reporting and log files for debugging. Users can trigger an e-mail to be sent to Laerdal with crash logs and other forensic information for troubleshooting system errors.	E-mail
TCP	443	*. teamviewer.com	LLEAP PCs SimPad, Manikins	Remote desktop application used for remote support. Must be initialized by user on the local computer.	See www.teamViewer.com
TCP	80, 443	*. SonoSim.com	LLEAP PCs	LLEAP software updates and content for SonoSim Ultrasound simulator	Windows installation files + content in the form of multimedia files.

Protocol	Ports	Target URL	Devices	Function	Data
TCP	443	SonoSim.auth0.com	LLEAP PCs	LLEAP SonoSim Ultrasound Simulator authentication server	Device (probe) ID to authenticate use
TCP	443	update.VitalsBridge.com	LLEAP PCs	LLEAP software updates for VitalsBridge	Installation files / executables
TCP	443	www.ingarmed.com	LLEAP PCs	LLEAP software updates for Ingmar ASL 5000 ventilator	Windows installation files / executables
TCP	443	*.googleapis.com *.gstatic.com	LLEAP PCs SimPad	Google Telemetry data Anonymized data (no personal information) used for improving our products, preventive maintenance etc.	Telemetry data
TCP	443	applicationinsights.azure.com applicationinsights.microsoft.com services.visualstudio.com	LLEAP PCs SimPad, Manikins	LLEAP and SimPad, MS Application Insight Telemetry data. Anonymized data (no personal information) used for improving our products, troubleshooting, preventive maintenance etc.	Telemetry data
TCP	443	servicebus.windows.net	LLEAP PCs SimPad, Manikins	Microsoft EventHub Telemetry data. Anonymized data (no personal information) used for improving Laerdal products, troubleshooting, preventive maintenance etc.	Telemetry data