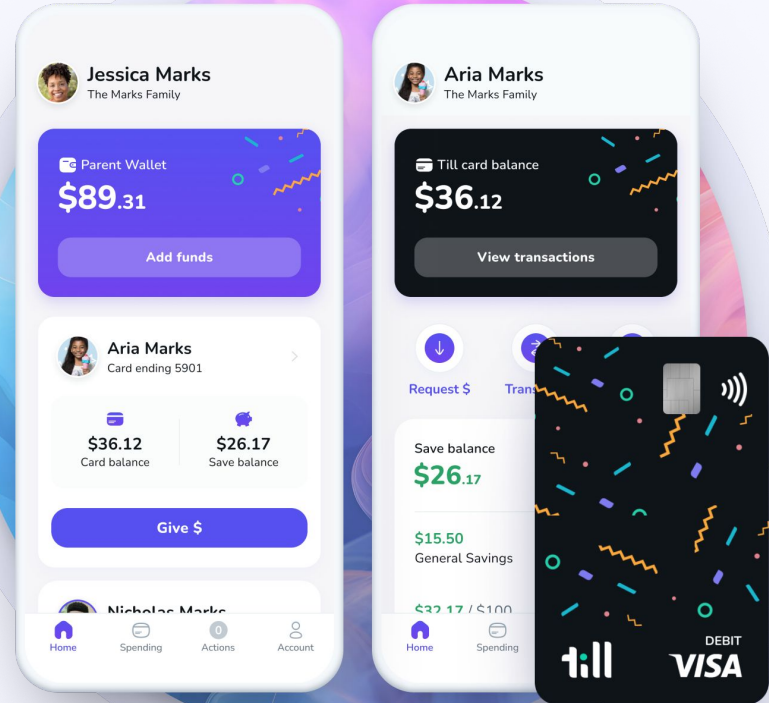




# Your Child's Cashless School Trip Companion!



---

## What is Till?

Till is a family-friendly, FDIC-insured banking app and debit card used by thousands of student travelers annually. On our tour, we'll use Till to distribute funds for group expenses, such as meals and per diems. Students who sign up for Till receive a free debit card, while parents can monitor transactions in real-time and add money if needed.

### Why use Till on our school trip?

1. **Convenience:** Till is used to pay for all included expenses
2. **Safety:** No need for your child (or the school!) to carry cash
3. **Peace of mind:** Send money instantly if your child needs it
4. **Learning:** Your child practices real-world money skills



# How are other student travel families using Till?

Till is used by thousands of student travelers each year to manage money safely and seamlessly on tour!



## Preparing for the trip

Students can set a savings goal or create a trip fundraiser in the Till app to make trip payments or pay on-tour expenses—all with parental oversight. **It's a great way for students to learn by doing!**



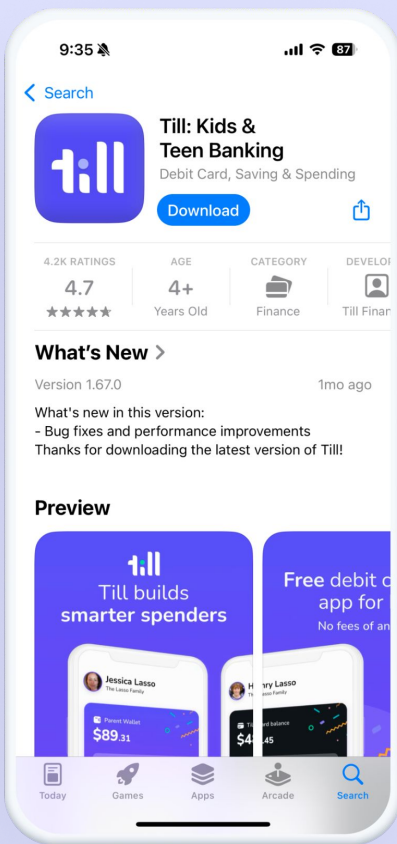
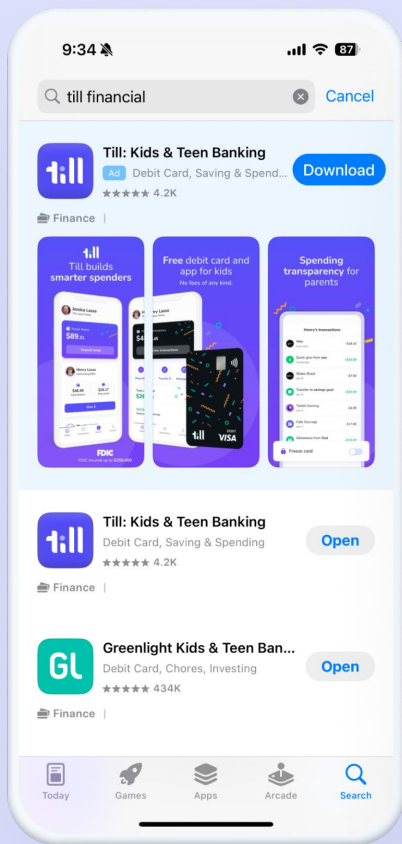
## Using Till on tour

**Tour Directors will use Till to distribute funds for trip expenses (like meals).** Students can use their Till cards just like a regular debit card, while parents can monitor spending in real-time.



## After the trip

**The Till card is yours to keep!** Many families continue to use Till just like any other debit card with added family features, such as managing allowances and assigning tasks.



## How to get started

### ➔ Download the Till app

- Visit your tour group's unique download link:  
<https://tillfinancial.io/ef/>

### 👤 Set up your Till account

- Enter your information (this only takes 5 minutes!)

### 🏠 Activate your child's Till card

- A free debit card will be sent automatically to your home



---

## What to do next

### Save for the trip


- Help your child set a trip savings goal in the app
- Watch their savings grow together!

### Raise money from friends and family

- Use Till's "Give Link" to ask family and friends to chip in
- Share the link on social media, email, or text

### Practice smart spending ahead of time

- Practice using Till with your child for small purchases
- Review spending together in the app



# Sign-Up Guide for Families

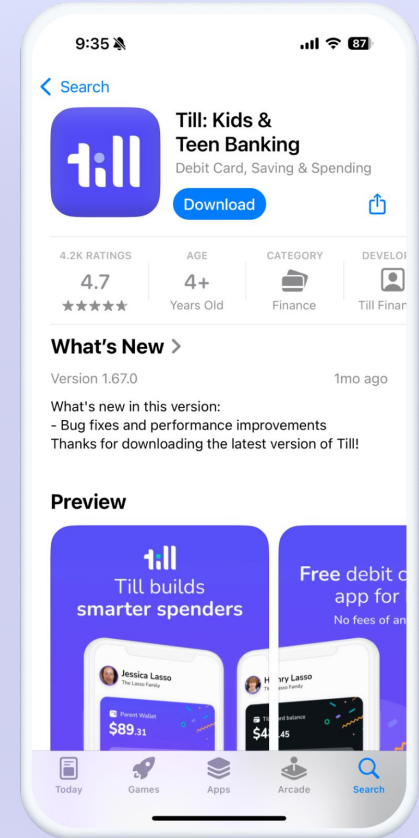
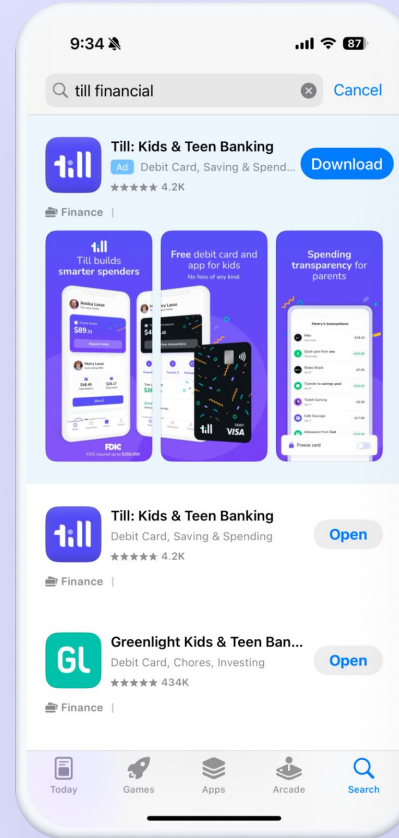
Step-by-step instructions for how to sign-up for Till, save, and fundraise



Step 1

# Download the Till app

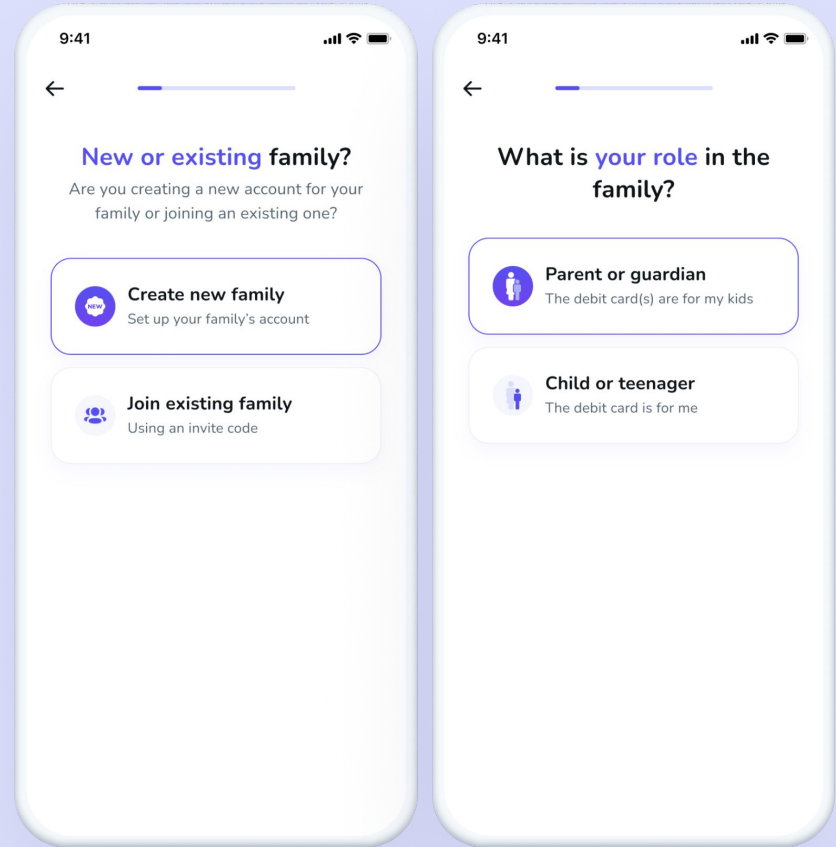
1. Visit <https://tillfinancial.io/ef/>
2. Click “Get Till now” or scan the QR code with your phone’s camera to download the Till app



## Step 2

# Create your family

1. Open the Till app
2. Tap "Create new family"
3. Enter your information as the parent/guardian



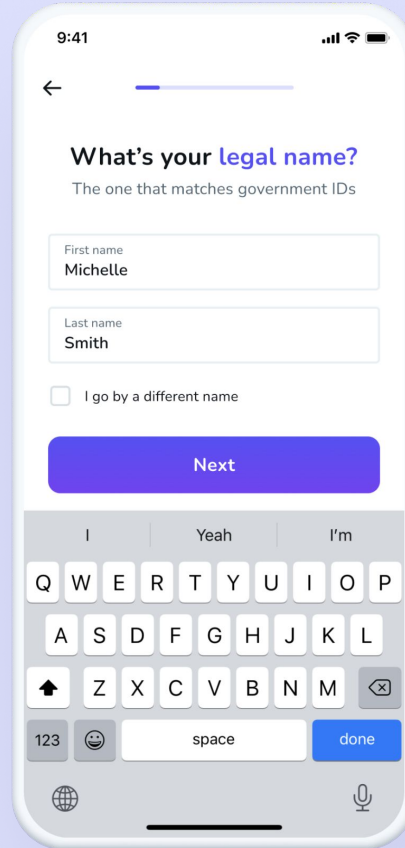


### Step 3

## Enter your information

#### Your security is our top priority:

- ✓ Till uses bank-level encryption to protect your information
- ✓ Till does NOT run credit checks
- ✓ Till never shares your personal information



9:41

←

### What's your legal name?

The one that matches government IDs

First name  
Michelle

Last name  
Smith

I go by a different name

Next

I Yeah I'm

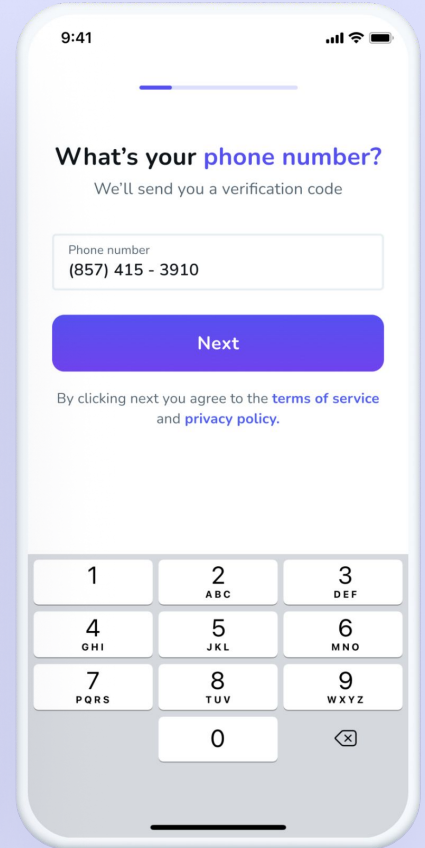
Q W E R T Y U I O P

A S D F G H J K L

↑ Z X C V B N M ↵

123 🌐 space done

🌐 🎤



9:41

### What's your phone number?

We'll send you a verification code

Phone number  
(857) 415 - 3910

Next

By clicking next you agree to the [terms of service](#) and [privacy policy](#).

1 2 3  
ABC DEF

4 5 6  
GHI JKL MNO

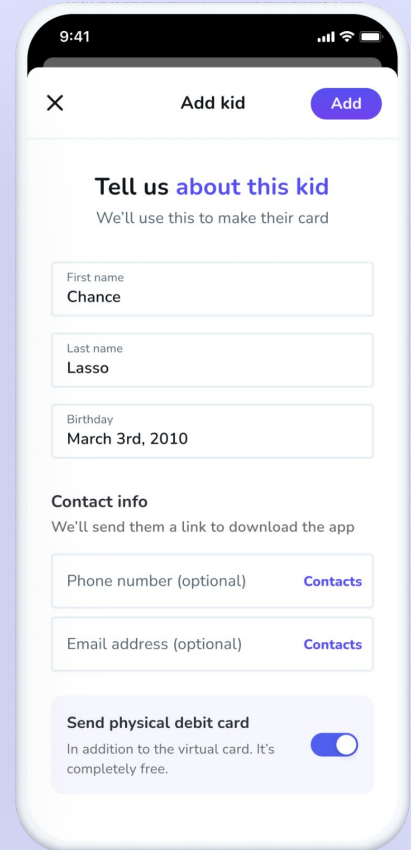
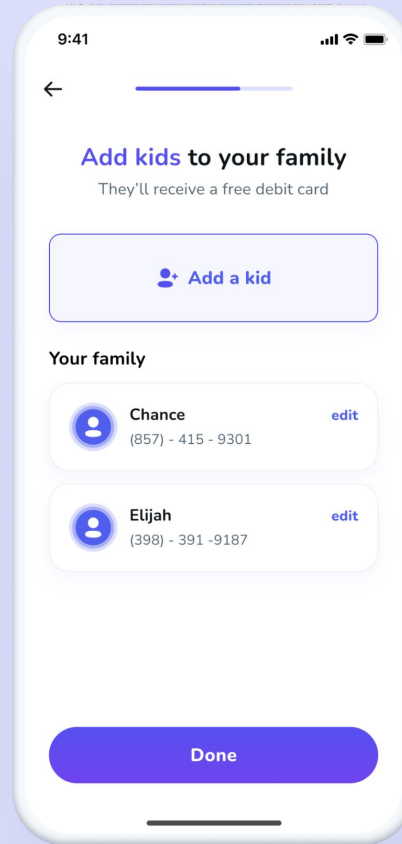
7 8 9  
PQRS TUV WXYZ

0 ↵

## Step 4

# Add your child

1. In the app, tap "Add a kid"
2. Enter your child's name and birthday
3. **A free debit card will be sent automatically to your home**



Step 5 (Optional)

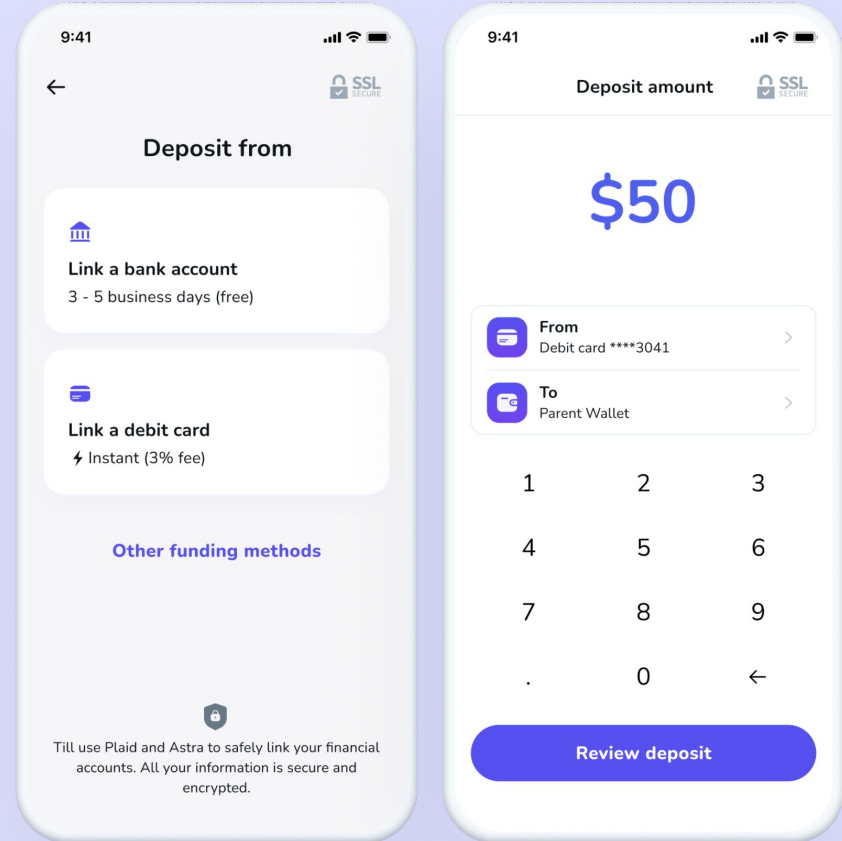
## Fund your parent wallet

Parents who wish to send money to their child via Till should fund their parent wallet in advance of the trip as **deposits** may take **3-5 up to business days**. To do so, simply:

1. Link a debit card or bank account to Till
2. Choose an amount to deposit into your Till wallet
3. Transfer \$ to your child's Till debit card at your discretion

### Linking your bank is safe:

- ✓ Till uses the same secure connection as major banks
- ✓ Till cannot access your full bank account
- ✓ You can unlink your account at any time



Step 6 (Optional)

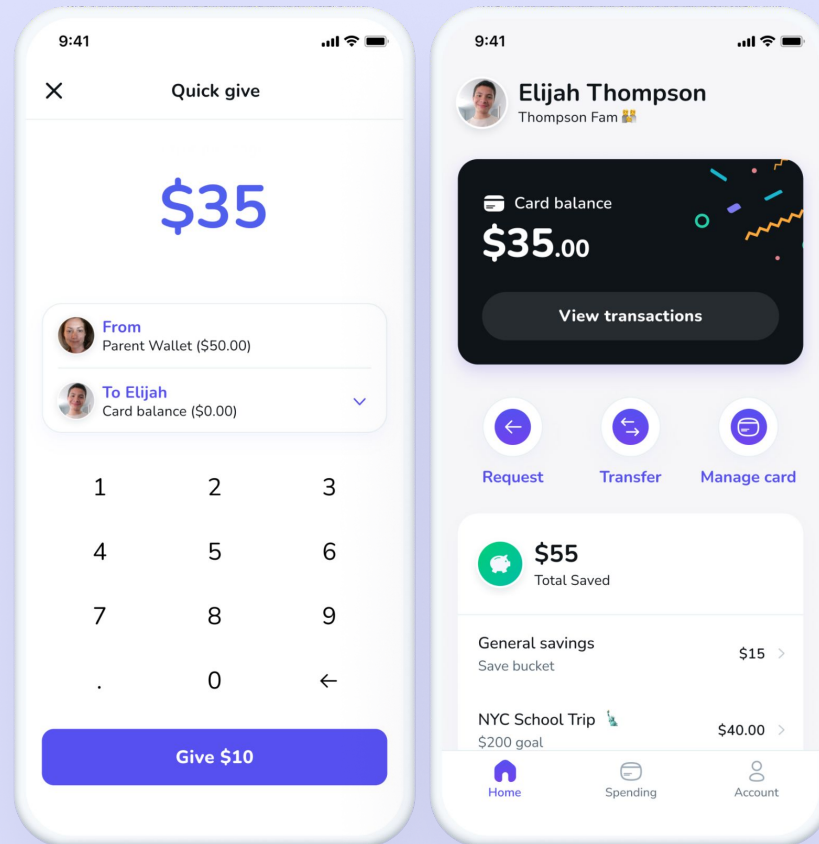
## Send \$ to your child

After funding your parent wallet, you can send money to your child's Till card instantly and at any moment, for free.

1. Tap "Give \$" on your app home screen
2. Enter the amount you want to send to your child
3. Review and confirm the transfer

### Tour Director's role:

Tour Directors will use Till to send money to your child's Till card for specific trip expenses, like meals. **Parents have complete, real-time visibility into these transactions.**



BONUS!

## Set a trip savings goal

### Open the Till App

Tap the Till app icon on your child's phone

### Start a New Goal

Tap the "+ new goal" button on your app home screen

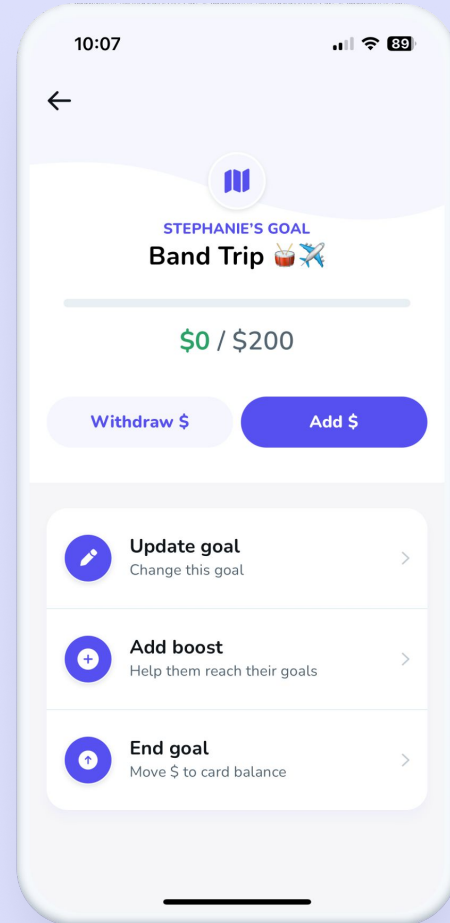
### Set Your Target

Enter the amount you want to save for your trip

### Begin Saving!

Your goal is set - start saving!

Remember, you can track your child's progress and add money to their goal anytime in the Till app!



BONUS!

## Start a trip fundraiser

Follow these simple steps to start raising money for your trip:

 [Open the Till App](#)

Tap the Till app icon on your child's phone

 [Find your Give Link](#)

Tap on the "Give Link" feature on your app home screen

 [Share Your Link](#)

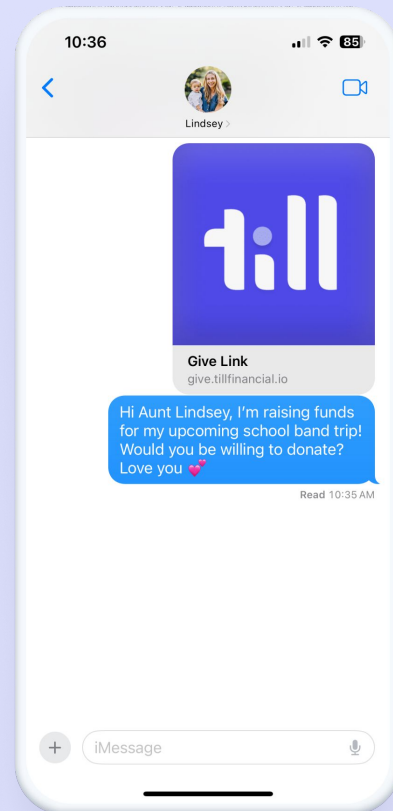
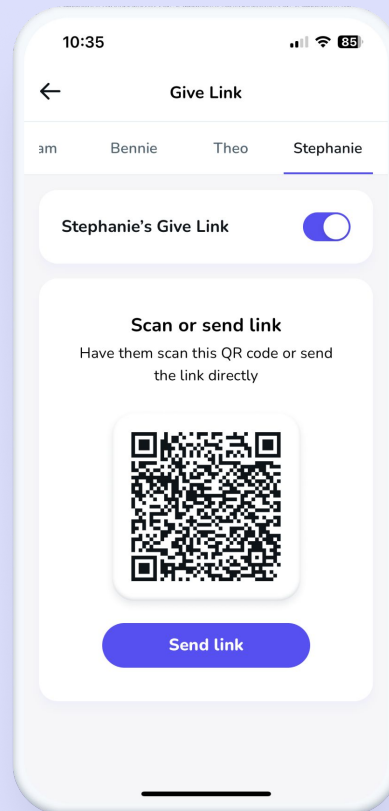
Use the "Send Link" button to share your Give Link with friends and family (Example: "Help me get to Washington D.C.!!")

 [Track Your Progress](#)

Watch your contributions grow in the Till app

 [Thank Your Supporters](#)

Don't forget to thank everyone who contributes!



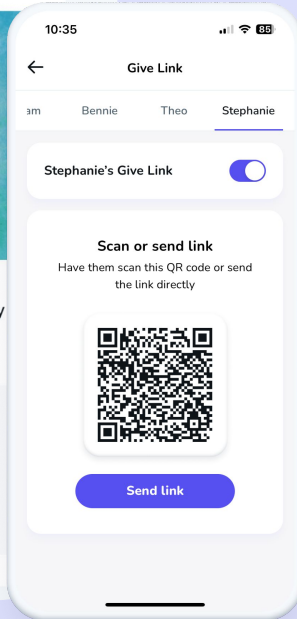
## Stephanie just received \$50.00



Stephanie just received a \$50.00 Give Link deposit from Aunt Lindsey. The funds are now available on their Till debit card.

**\$50.00 from Aunt Lindsey**

*A little something to kickstart your savings for your school trip.  
Have the best time!*



## About Till's fundraising feature

Till's **Give Link feature** is an easy-to-use tool for student travelers to raise money for upcoming tours. Here's what makes it great:

- Easily collect funds for trip payments and extras like souvenirs
- Friends and family can contribute directly to your Till account
- No need for contributors to sign up for Till
- Safe, easy, and completely fee-free
- Empowers students to take ownership of their trip planning

---

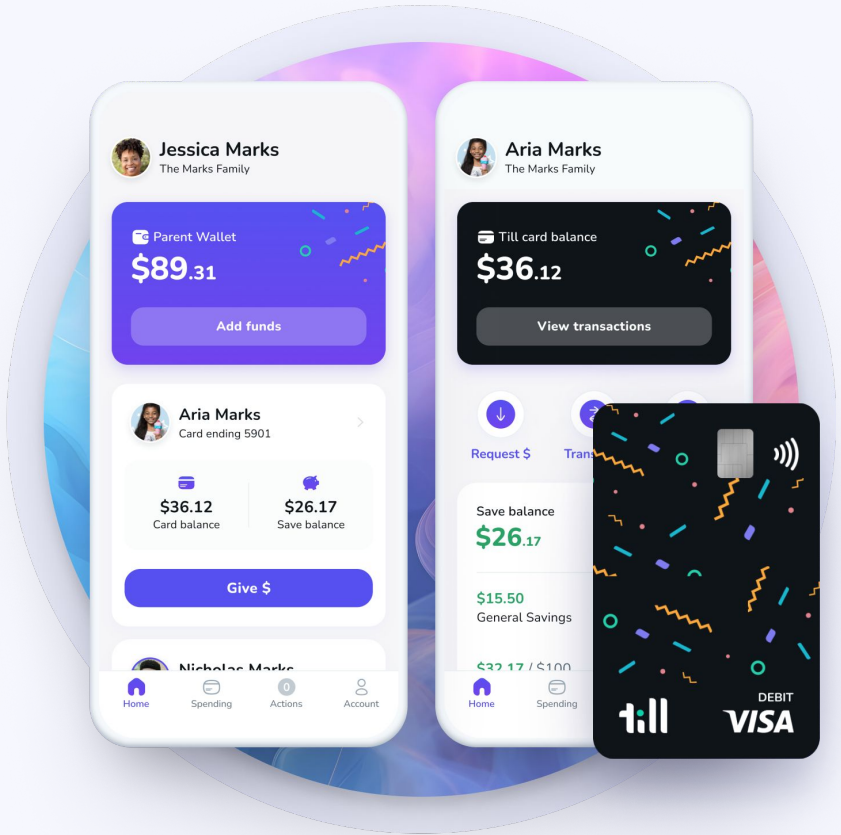
## Need help or have questions about Till?

Till is here to help your family before, during, and after your trip!

### Contact us:

Phone: 424-377-8615

Email: [ef@tillfinancial.io](mailto:ef@tillfinancial.io)





# More about Till

Free family banking app and debit card for kids and teens

## Send kids money instantly

Parents and tour operators can send \$ to kids instantly

## Automated allowance

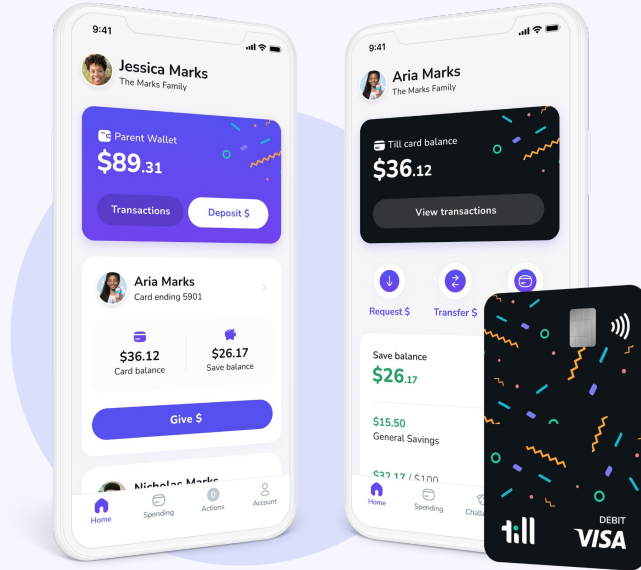
Weekly or monthly automated allowances

## Physical card and mobile wallet

Kids can add their card to Apple Wallet or Google Pay

## Financial literacy

Hands-on learning and real-world doing



## Savings goals

Save for the future with savings goals

## Chores and tasks

Simplify and automate chores payments and tasks

## Spending insights

See where and how kids spend their money

## Parental controls

Real-time notifications and authorizations



Banking services are provided by Coastal Community Bank and FDIC-insured up to \$250,000 per depositor



Powered by Visa with built-in fraud protection and Zero Liability guarantee for unauthorized charges