



Camshelving® Premium Series

Stationary Starter & Add-On Units 4 or 5 Vented and Solid Shelves (3 vented + 1 solid or 4 vented + 1 solid)

HEIGHT	DEPTHS	LENGTHS	
1	3	610	1220
2140 mm	460 mm	610 mm	1220 mm
	540	765	1375
	610	915	1525
		1070	1830

- **Starter Units include:**
2 factory assembled post kits and 8 or 10 traverses and shelf plates.
 - **Add-On Units include:**
1 factory assembled post kit and 8 or 10 traverses and shelf plates.
- Units ship complete in 1 box.

Features & Benefits

- Modular, hygienic, stable and durable, Camshelving Premium Series Shelving is perfect for use in high-volume operations with constant loading of heavy products and frequent daily deliveries.
- Withstands storage temperatures from -38°C to 88°C. Use in walk-in coolers, freezers, dry storage, warewashing areas, loading docks or front of the house. Impervious to moisture, chemicals, salt, food acids, and humidity.
- Posts and traverses have a steel core and smooth polypropylene exterior for superior strength and durability.
- Removable polypropylene shelf plates have permanent, molded-in Camguard, an antimicrobial technology that inhibits the growth of mold, fungus and bacteria.
- Fast assembly. Shelves connect and can be adjusted easily on the dovetails molded into posts every 100 mm. Adjustable foot to level units +/- 15 mm.
- Shelving units interconnect in straight lines with shared posts. Weight bearing is uncompromised and space is maximized. Possible configuration in "L", "U", "T" or "Cross" layouts using corner connectors.
- Posts, traverses and shelf plates wipe clean or can be run through a dishwasher.
- Lifetime warranty against rust and corrosion.
- Available in 1 color – Speckled Gray (480).

Project _____
 Item No. _____
 Model No. _____
 Quantity _____



Stationary Starter Unit



Stationary Add-On Unit

Premium Series Weight Bearing Capacity

Weight must be evenly distributed across the entire shelf.

		UNIT LENGTH 610 – 1220 MM	UNIT LENGTH 1375 – 1830 MM
SINGLE UNIT	Unit only	910 kg	910 kg
	Shelf only	365	275
	Unit with dunnage stand*	1110	1045
	Bottom shelf with dunnage stand*	545	410
CORNER UNIT** With 2 Dunnage Stands required	Unit only	820	—
	Shelf only	185	—
	Bottom shelf with dunnage stands*	275	—
MOBILE UNIT	Unit only***	340	—

* Dunnage Stands add stability and increase weight bearing capacity on bottom shelf only. Add to any shelf length. Highly recommended for Starter Units 1375 mm and longer, all Corner Units, U-Shape Units and units specified for heavier loads.

** Corner connectors are for use only with shelves 610 - 1220 mm long.

*** Due to the weight bearing capacity of casters, maximum weight load on an entire Mobile Unit is 340 kg.

Approvals



Post Connectors, Corner Connectors, Seismic Foot, Wall Fastener, Identification Tags, Security Cages, Single Shelf Sheet Pan/Tray Rack, Shelf Rails, Divider Bars, High Density Track and Extension Kits are not NSF Listed.



Information and specifications are subject to change without notice. Please confirm at time of order.

CAMBRO U.S.A.
 TEL: 1(714) 848-1555
 FAX: 1(714) 230-4375
 international@cambro.com

Camshelving® Premium Series

Stationary Starter & Add-On Units 4 or 5 Vented and Solid Shelves (3 vented + 1 solid or 4 vented + 1 solid)

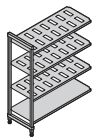
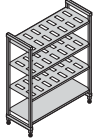
2140
mm
HEIGHT

VS4PKG

4-Shelf Vented Units

Starter

Add-On



460 mm
DEPTH

LENGTH	CODE	LENGTH	CODE
610 mm	CPU182484VS4PKG	565 mm	CPA182484VS4PKG
765	CPU183084VS4PKG	718	CPA183084VS4PKG
915	CPU183684VS4PKG	870	CPA183684VS4PKG
1070	CPU184284VS4PKG	1023	CPA184284VS4PKG
1220	CPU184884VS4PKG	1175	CPA184884VS4PKG
1375	CPU185484VS4PKG	1328	CPA185484VS4PKG
1525	CPU186084VS4PKG	1480	CPA186084VS4PKG
1830	CPU187284VS4PKG	1778	CPA187284VS4PKG

540 mm
DEPTH

610 mm	CPU212484VS4PKG	565 mm	CPA212484VS4PKG
765	CPU213084VS4PKG	718	CPA213084VS4PKG
915	CPU213684VS4PKG	870	CPA213684VS4PKG
1070	CPU214284VS4PKG	1023	CPA214284VS4PKG
1220	CPU214884VS4PKG	1175	CPA214884VS4PKG
1375	CPU215484VS4PKG	1328	CPA215484VS4PKG
1525	CPU216084VS4PKG	1480	CPA216084VS4PKG
1830	CPU217284VS4PKG	1778	CPA217284VS4PKG

610 mm
DEPTH

610 mm	CPU242484VS4PKG	565 mm	CPA242484VS4PKG
765	CPU243084VS4PKG	718	CPA243084VS4PKG
915	CPU243684VS4PKG	870	CPA243684VS4PKG
1070	CPU244284VS4PKG	1023	CPA244284VS4PKG
1220	CPU244884VS4PKG	1175	CPA244884VS4PKG
1375	CPU245484VS4PKG	1328	CPA245484VS4PKG
1525	CPU246084VS4PKG	1480	CPA246084VS4PKG
1830	CPU247284VS4PKG	1778	CPA247284VS4PKG

Color: Speckled Gray (480).

Due to the unit weight, PKG units ship in separate cartons. Post kits require assembly.

Project _____

Item No. _____

Model No. _____

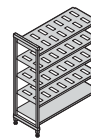
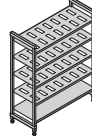
Quantity _____

VS5PKG

5-Shelf Vented Units

Starter

Add-On



LENGTH	CODE	LENGTH	CODE
610 mm	CPU182484VS5PKG	565 mm	CPA182484VS5PKG
765	CPU183084VS5PKG	718	CPA183084VS5PKG
915	CPU183684VS5PKG	870	CPA183684VS5PKG
1070	CPU184284VS5PKG	1023	CPA184284VS5PKG
1220	CPU184884VS5PKG	1175	CPA184884VS5PKG
1375	CPU185484VS5PKG	1328	CPA185484VS5PKG
1525	CPU186084VS5PKG	1480	CPA186084VS5PKG
1830	CPU187284VS5PKG	1778	CPA187284VS5PKG

610 mm	CPU212484VS5PKG	565 mm	CPA212484VS5PKG
765	CPU213084VS5PKG	718	CPA213084VS5PKG
915	CPU213684VS5PKG	870	CPA213684VS5PKG
1070	CPU214284VS5PKG	1023	CPA214284VS5PKG
1220	CPU214884VS5PKG	1175	CPA214884VS5PKG
1375	CPU215484VS5PKG	1328	CPA215484VS5PKG
1525	CPU216084VS5PKG	1480	CPA216084VS5PKG
1830	CPU217284VS5PKG	1778	CPA217284VS5PKG

610 mm	CPU242484VS5PKG	565 mm	CPA242484VS5PKG
765	CPU243084VS5PKG	718	CPA243084VS5PKG
915	CPU243684VS5PKG	870	CPA243684VS5PKG
1070	CPU244284VS5PKG	1023	CPA244284VS5PKG
1220	CPU244884VS5PKG	1175	CPA244884VS5PKG
1375	CPU245484VS5PKG	1328	CPA245484VS5PKG
1525	CPU246084VS5PKG	1480	CPA246084VS5PKG
1830	CPU247284VS5PKG	1778	CPA247284VS5PKG

Optional Accessories

- Corner Connector Sets
- Bottom Shelf Dunnage Stands (Low or Tall)
- Shelf Identification Tags
- Wall Fastener
- Seismic Foot
- Shelf Divider Panel
- Shelf Divider Bars (Straight or Angled)
- Shelf Rails
- Single Shelf Sheet Pan/Tray Rack
- Single Shelf Security Cage
- Full Wrap Security Cage
- Shelf Traverses (Single or Double)
- Drying and Storage Cradles

Architect Specs

Posts and Traverses: Internal steel core, reinforced polypropylene exterior.
Post Connectors: Reinforced polypropylene.
Shelf Plates: Reinforced polypropylene with permanent, molded-in Camguard® antimicrobial.
Corner Connectors: Reinforced nylon.
Adjustable Foot: Reinforced nylon.

Approvals



Post Connectors, Corner Connectors, Seismic Foot, Wall Fastener, Identification Tags, Security Cages, Single Shelf Sheet Pan/Tray Rack, Shelf Rails, Divider Bars, High Density Track and Extension Kits are not NSF Listed.

CAMBRO
TRUSTED FOR GENERATIONS™
www.cambro.com

Information and specifications are subject to change without notice. Please confirm at time of order.

CAMBRO U.S.A.
TEL: 1(714) 848-1555
FAX: 1(714) 230-4375
international@cambro.com

CPPM7

© Copyright Cambro Manufacturing Company. Printed in the U.S.A. REV. 10/18

10018001