



Camshelving® Premium Series

Stationary Starter & Add-On Units 4 Solid or 4 Vented and Solid Shelves (3 vented + 1 solid)

HEIGHT	DEPTHS	LENGTHS	
1	3	610	1220
1630 mm	460 mm	610 mm	1220 mm
	540	765	1375
	610	915	1525
		1070	1830

- **Starter Units include:**
2 factory assembled post kits and 8 or 10 traverses and shelf plates.
 - **Add-On Units include:**
1 factory assembled post kit and 8 or 10 traverses and shelf plates.
- Units ship complete in 1 box.

Features & Benefits

- Modular, hygienic, stable and durable, Camshelving Premium Series Shelving is perfect for use in high-volume operations with constant loading of heavy products and frequent daily deliveries.
- Withstands storage temperatures from -38°C to 88°C. Use in walk-in coolers, freezers, dry storage, warewashing areas, loading docks or front of the house. Impervious to moisture, chemicals, salt, food acids, and humidity.
- Install solid shelf on bottom to prevent water/cleaning liquid from splashing onto products. Install on top to protect product on lower shelves from cooler condensation.
- Posts and traverses have a steel core and smooth polypropylene exterior for superior strength and durability.
- Removable polypropylene shelf plates have permanent, molded-in Camguard, an antimicrobial technology that inhibits the growth of mold, fungus and bacteria.
- Fast assembly. Shelves connect and can be adjusted easily on the dovetails molded into posts every 100 mm. Adjustable foot to level units +/- 15 mm.
- Shelving units interconnect in straight lines with shared posts. Weight bearing is uncompromised and space is maximized. Possible configuration in "L", "U", "T" or "Cross" layouts using corner connectors.
- Posts, traverses and shelf plates wipe clean or can be run through a dishwasher.
- Lifetime warranty against rust and corrosion.
- Available in 1 color – Speckled Gray (480).

Project _____
 Item No. _____
 Model No. _____
 Quantity _____



Stationary Starter Unit



Stationary Add-On Unit

Premium Series Weight Bearing Capacity

Weight must be evenly distributed across the entire shelf.

		UNIT LENGTH 610 – 1220 MM	UNIT LENGTH 1375 – 1830 MM
SINGLE UNIT	Unit only	910 kg	910 kg
	Shelf only	365	275
	Unit with dunnage stand*	1110	1045
	Bottom shelf with dunnage stand*	545	410
CORNER UNIT** With 2 Dunnage Stands required	Unit only	820	—
	Shelf only	185	—
	Bottom shelf with dunnage stands*	275	—
MOBILE UNIT	Unit only***	340	—

* Dunnage Stands add stability and increase weight bearing capacity on bottom shelf only. Add to any shelf length. Highly recommended for Starter Units 1375 mm and longer, all Corner Units, U-Shape Units and units specified for heavier loads.
 ** Corner connectors are for use only with shelves 610 - 1220 mm long.
 *** Due to the weight bearing capacity of casters, maximum weight load on an entire Mobile Unit is 340 kg.

Approvals



Post Connectors, Corner Connectors, Seismic Foot, Wall Fastener, Identification Tags, Security Cages, Single Shelf Sheet Pan/Tray Rack, Shelf Rails, Divider Bars, High Density Track and Extension Kits are not NSF Listed.



Information and specifications are subject to change without notice. Please confirm at time of order.

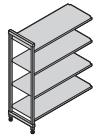
CAMBRO U.S.A.
TEL: 1(714) 848-1555
FAX: 1(714) 230-4375
international@cambro.com

Camshelving® Premium Series

Stationary Starter & Add-On Units 4 Solid or 4 Vented and Solid Shelves (3 vented + 1 solid)

1630
mm
HEIGHT

S4 4-Shelf Solid Units



460
mm
DEPTH

LENGTH	CODE
610 mm	CPU182464S4
765	CPU183064S4
915	CPU183664S4
1070	CPU184264S4
1220	CPU184864S4
1375	CPU185464S4
1525	CPU186064S4
1830	CPU187264S4PKG

LENGTH	CODE
565 mm	CPA182464S4
718	CPA183064S4
870	CPA183664S4
1023	CPA184264S4
1175	CPA184864S4
1328	CPA185464S4
1480	CPA186064S4
1778	CPA187264S4PKG

540
mm
DEPTH

610 mm	CPU212464S4
765	CPU213064S4
915	CPU213664S4
1070	CPU214264S4
1220	CPU214864S4
1375	CPU215464S4
1525	CPU216064S4
1830	CPU217264S4PKG

565 mm	CPA212464S4
718	CPA213064S4
870	CPA213664S4
1023	CPA214264S4
1175	CPA214864S4
1328	CPA215464S4
1480	CPA216064S4
1778	CPA217264S4PKG

610
mm
DEPTH

610 mm	CPU242464S4
765	CPU243064S4
915	CPU243664S4
1070	CPU244264S4
1220	CPU244864S4
1375	CPU245464S4
1525	CPU246064S4
1830	CPU247264S4PKG

565 mm	CPA242464S4
718	CPA243064S4
870	CPA243664S4
1023	CPA244264S4
1175	CPA244864S4
1328	CPA245464S4
1480	CPA246064S4
1778	CPA247264S4PKG

Color: Speckled Gray (480).

Due to the unit weight, PKG units ship in separate cartons. Post kits require assembly.

Project _____

Item No. _____

Model No. _____

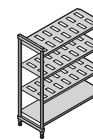
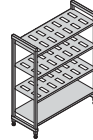
Quantity _____

VS4

4-Shelf Units (3 Vented + 1 Solid)

Starter

Add-On



LENGTH	CODE
610 mm	CPU182464VS4
765	CPU183064VS4
915	CPU183664VS4
1070	CPU184264VS4
1220	CPU184864VS4
1375	CPU185464VS4
1525	CPU186064VS4
1830	CPU187264VS4PKG

LENGTH	CODE
565 mm	CPA182464VS4
718	CPA183064VS4
870	CPA183664VS4
1023	CPA184264VS4
1175	CPA184864VS4
1328	CPA185464VS4
1480	CPA186064VS4
1778	CPA187264VS4PKG

610 mm	CPU212464VS4
765	CPU213064VS4
915	CPU213664VS4
1070	CPU214264VS4
1220	CPU214864VS4
1375	CPU215464VS4
1525	CPU216064VS4
1830	CPU217264VS4PKG

565 mm	CPA212464VS4
718	CPA213064VS4
870	CPA213664VS4
1023	CPA214264VS4
1175	CPA214864VS4
1328	CPA215464VS4
1480	CPA216064VS4
1778	CPA217264VS4PKG

610 mm	CPU242464VS4
765	CPU243064VS4
915	CPU243664VS4
1070	CPU244264VS4
1220	CPU244864VS4
1375	CPU245464VS4
1525	CPU246064VS4
1830	CPU247264VS4PKG

565 mm	CPA242464VS4
718	CPA243064VS4
870	CPA243664VS4
1023	CPA244264VS4
1175	CPA244864VS4
1328	CPA245464VS4
1480	CPA246064VS4
1778	CPA247264VS4PKG

Optional Accessories

- Corner Connector Sets
- Bottom Shelf Dunnage Stands (Low or Tall)
- Shelf Identification Tags
- Wall Fastener
- Seismic Foot
- Shelf Divider Panel
- Shelf Divider Bars (Straight or Angled)
- Shelf Rails
- Single Shelf Sheet Pan/Tray Rack
- Single Shelf Security Cage
- Full Wrap Security Cage
- Shelf Traverses (Single or Double)
- Drying and Storage Cradles

Architect Specs

Posts and Traverses: Internal steel core, reinforced polypropylene exterior.
 Post Connectors: Reinforced polypropylene.
 Shelf Plates: Reinforced polypropylene with permanent, molded-in Camguard® antimicrobial.
 Corner Connectors: Reinforced nylon.
 Adjustable Foot: Reinforced nylon.

Approvals



Post Connectors, Corner Connectors, Seismic Foot, Wall Fastener, Identification Tags, Security Cages, Single Shelf Sheet Pan/Tray Rack, Shelf Rails, Divider Bars, High Density Track and Extension Kits are not NSF Listed.

CAMBRO
TRUSTED FOR GENERATIONS™
www.cambro.com

Information and specifications are subject to change without notice. Please confirm at time of order.

CAMBRO U.S.A.
TEL: 1(714) 848-1555
FAX: 1(714) 230-4375
international@cambro.com

CPPM2

© Copyright Cambro Manufacturing Company. Printed in the U.S.A. REV. 10/18

1001801