

Wall Scape

# Groove

Sonic swirls

Groove’s carved lines create sweeping arcs and melodic strokes. Like ridges on vinyl, sound swirls into hypnotic panels, composing sonic bliss.



Photo by Kendall McCaugherty, Hall+Merrick+McCaugherty; Featuring Mr. Moo



# How To Specify

## Key Information

Groove's two-panel system can swirl through your space in a variety of ways. Consider these questions as you design your layout.

If shop drawings are required for your project, please follow steps 1 - 4.

## Fast Track

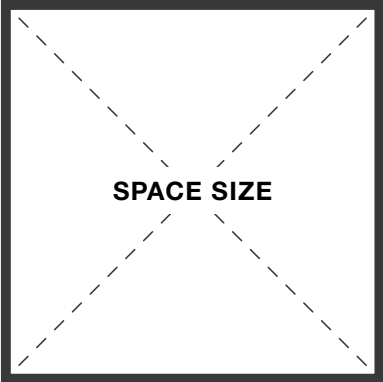
If you're looking to expedite your project, this product is available as Turf Fast Track!

Using Fast Track, our standard lead time for shop drawings is eliminated allowing the project to move directly into production.

Please note, installation and seaming drawings are not included in this process.

Panel sizes are not customizable for Fast Track.

1




**SPACE SIZE**

What are the dimensions of the space?

PAGE 3

2




**LAYOUT**

What is the proposed layout?

PAGE 4-6

3




**COLOR**

What is the color or texture?

PAGE 8-9


4



**FRONT COLOR & BACK COLOR**

Is the back panel color different from the front panel color?

PAGE 3



**FAST TRACK**

1. What is the color of the panels?
2. Is the back panel color different from the front panel color?
3. How many panels do you need?  
The total quantity of panels will be half as panel A and half as panel B, UNO.
4. Do you want to include any additional product for overage or attic stock?

Dimensions

Standard Panel Size                      48"W x 120"L x 18mm D

Connection Options

Connection By Others                      Construction adhesive

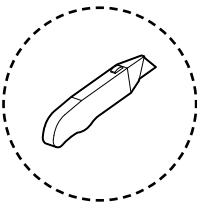
Panels should be installed with construction grade adhesive specified by the contractor.

Color

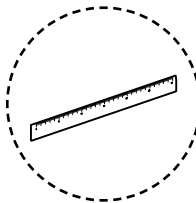
9mm Palette                      Any of our 9mm felt colors or Stone Textures can be used for Groove.

See Elevation & Section Details on this page for more information.


Tools Required



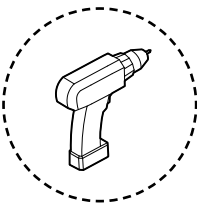
SHARP BLADE



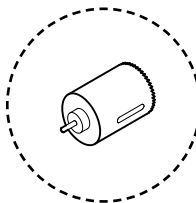
STRAIGHT EDGE



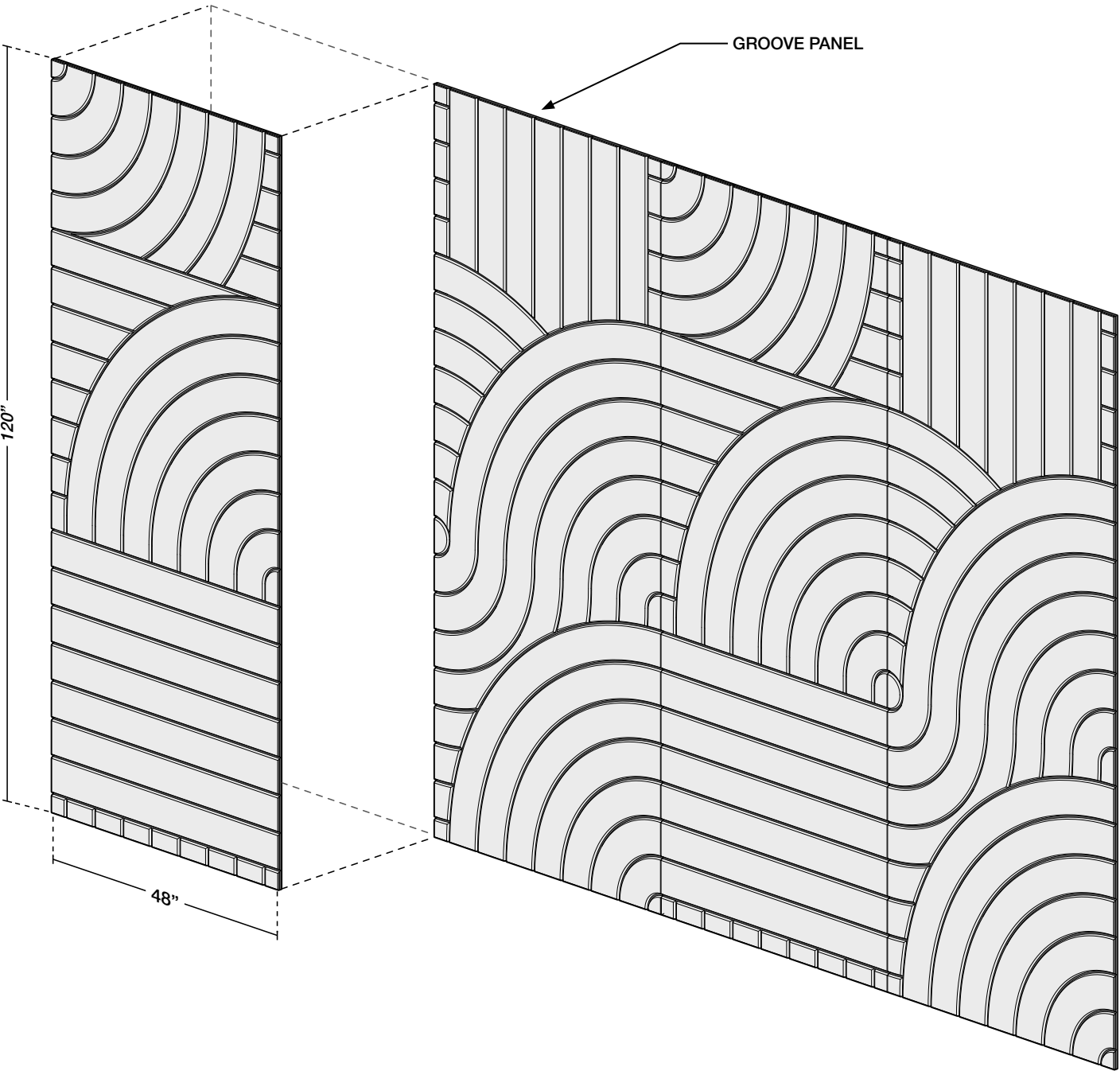
CONSTRUCTION ADHESIVE



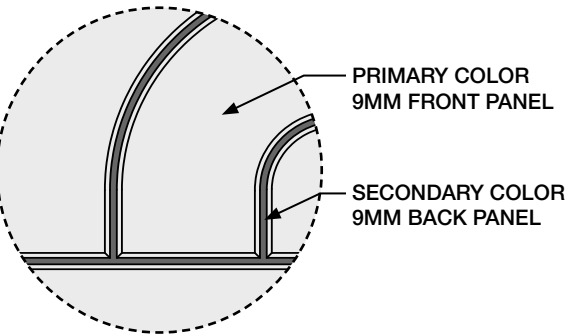
DRILL



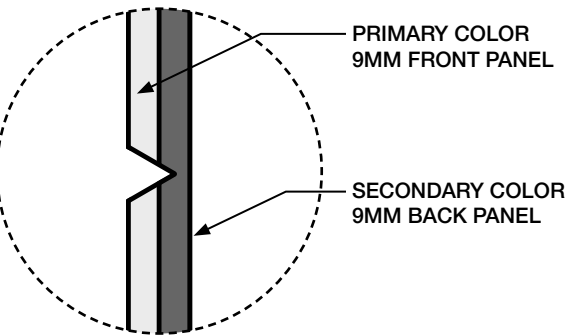
HOLE SAW



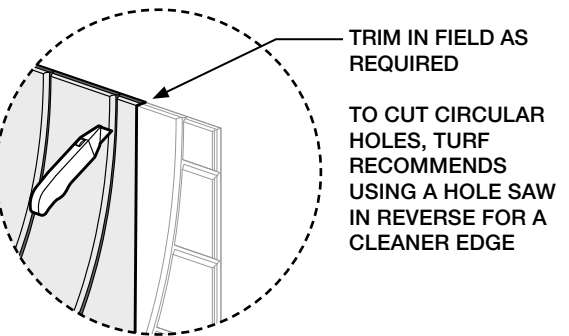
ELEVATION DETAIL



SECTION DETAIL



FIELD TRIM DETAIL



ALL DIMENSIONS NOMINAL UNLESS NOTED OTHERWISE

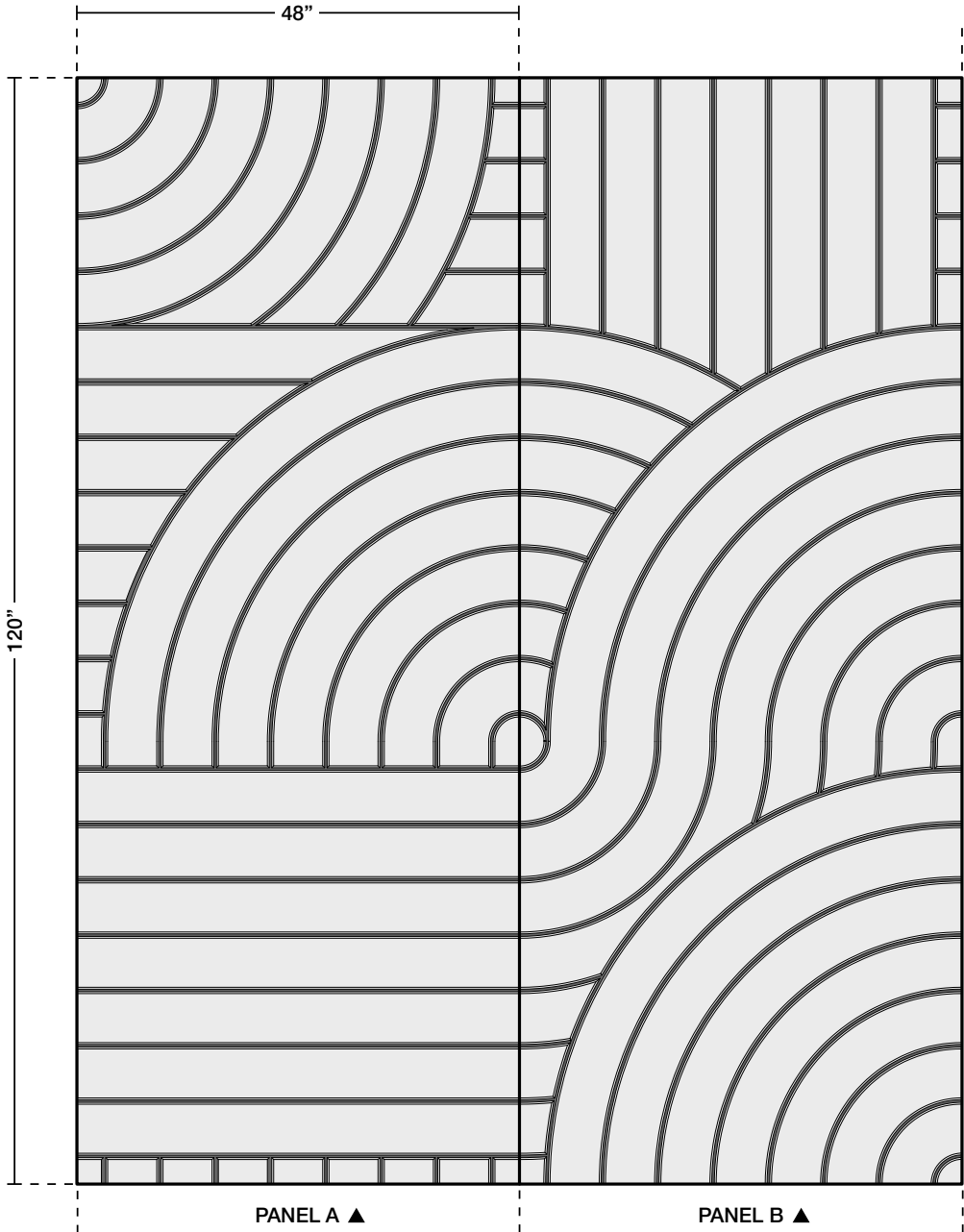


# Typical Layouts

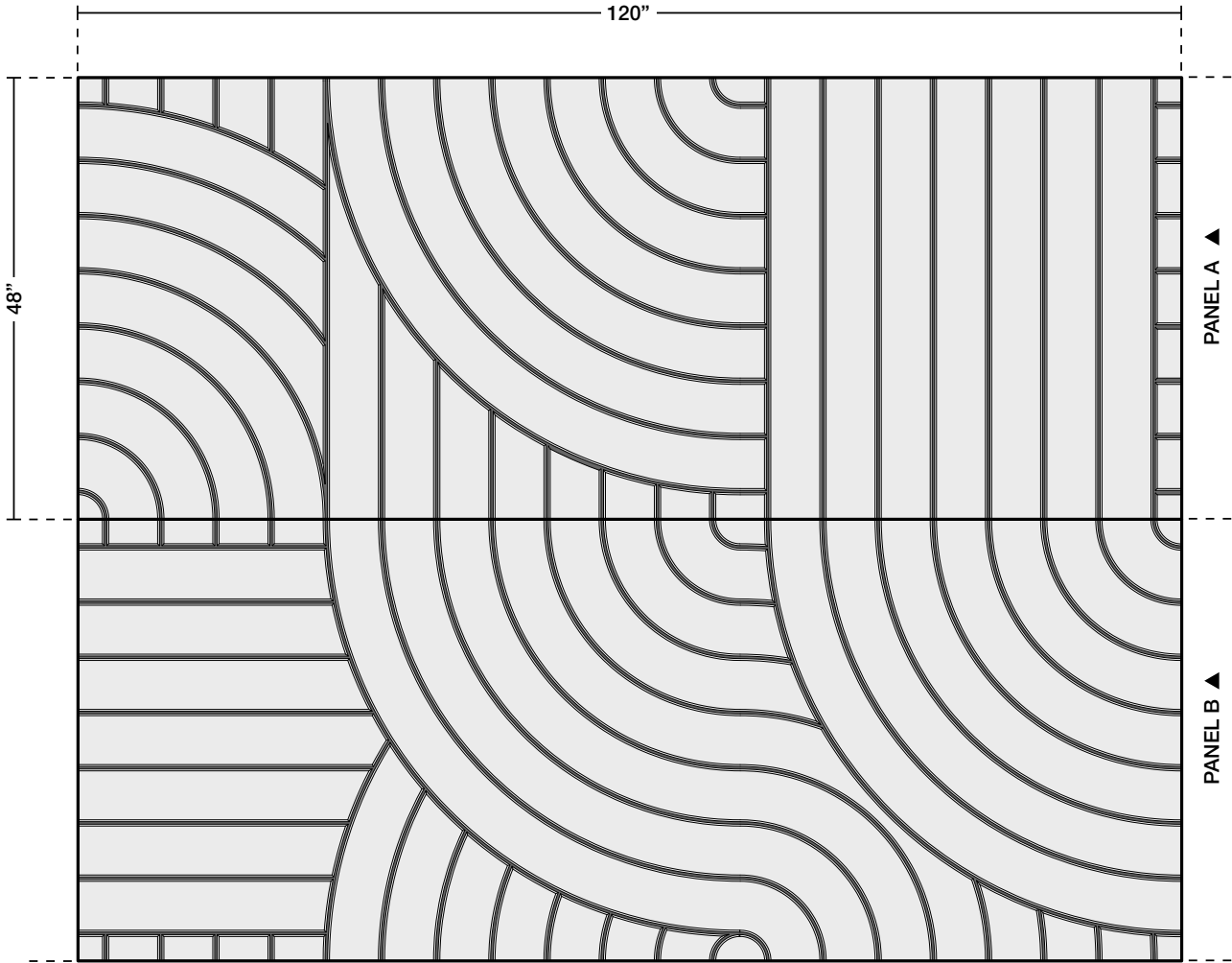
## Panel Types

Inspired by sound waves, Groove offers two distinct panels. Combined, they create a seamless layout in any space.

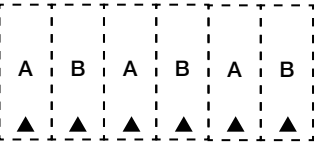
VERTICAL LAYOUT



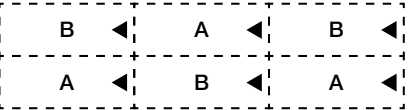
HORIZONTAL LAYOUT



VERTICAL PATTERN



HORIZONTAL PATTERN



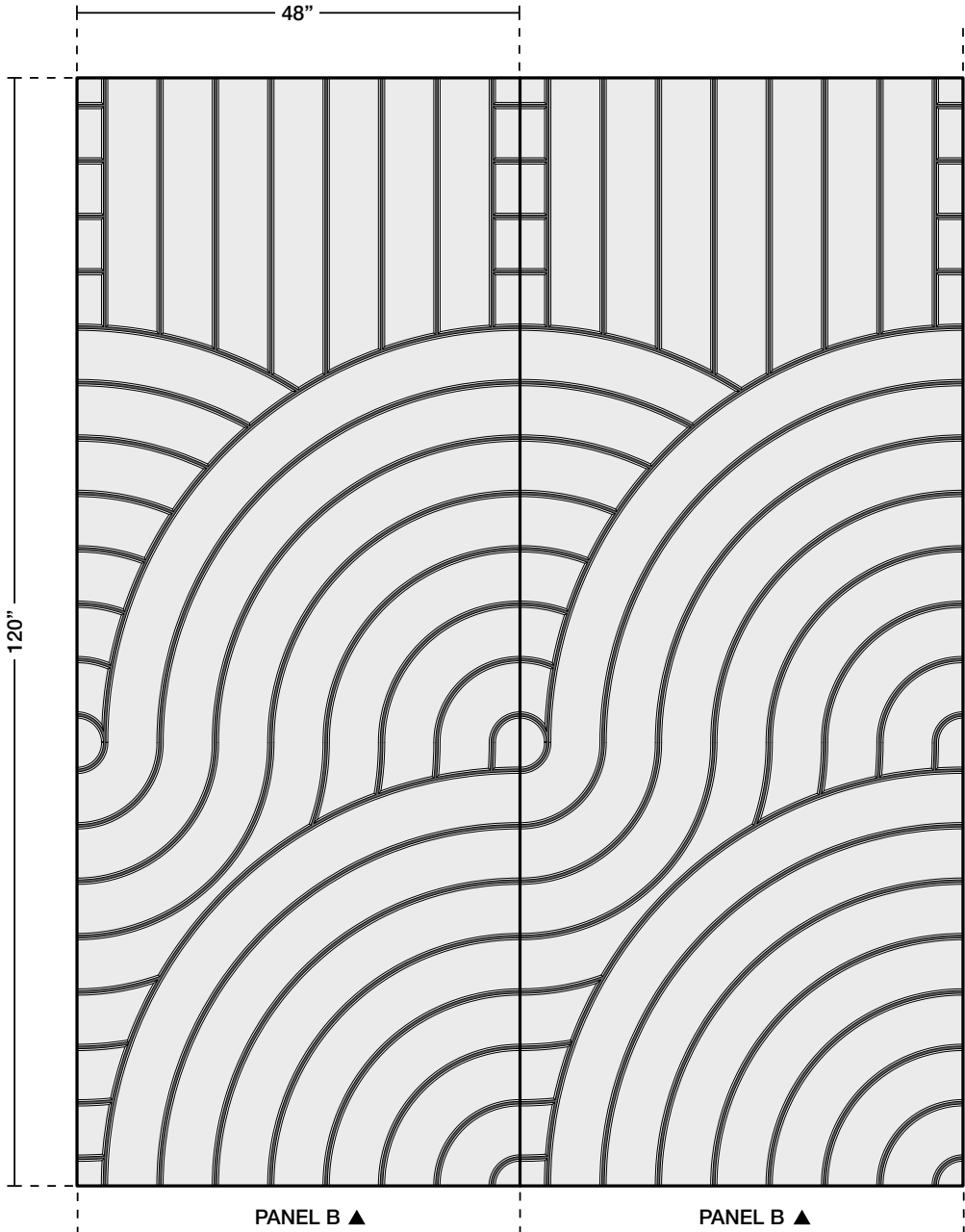
ALL DIMENSIONS NOMINAL UNLESS NOTED OTHERWISE

# Additional Layouts

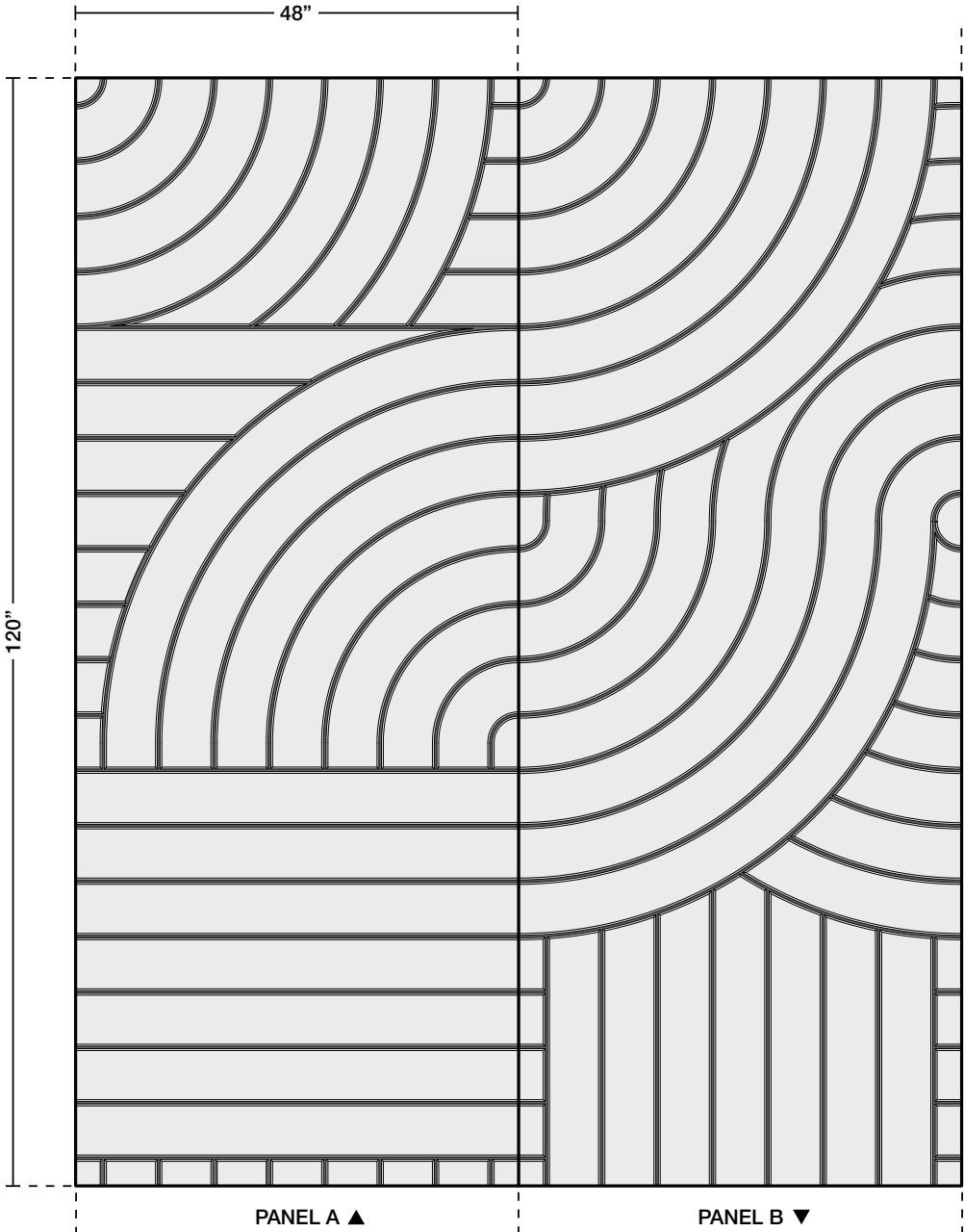
## Seamless Rotation

Groove's design creates a seamless layout across all panel directions. Below are a few examples of Groove's versatile aesthetic.

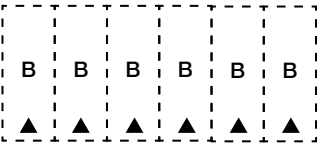
UNIFORM LAYOUT




INVERTED LAYOUT



UNIFORM PATTERN



INVERTED PATTERN



ALL DIMENSIONS NOMINAL UNLESS NOTED OTHERWISE

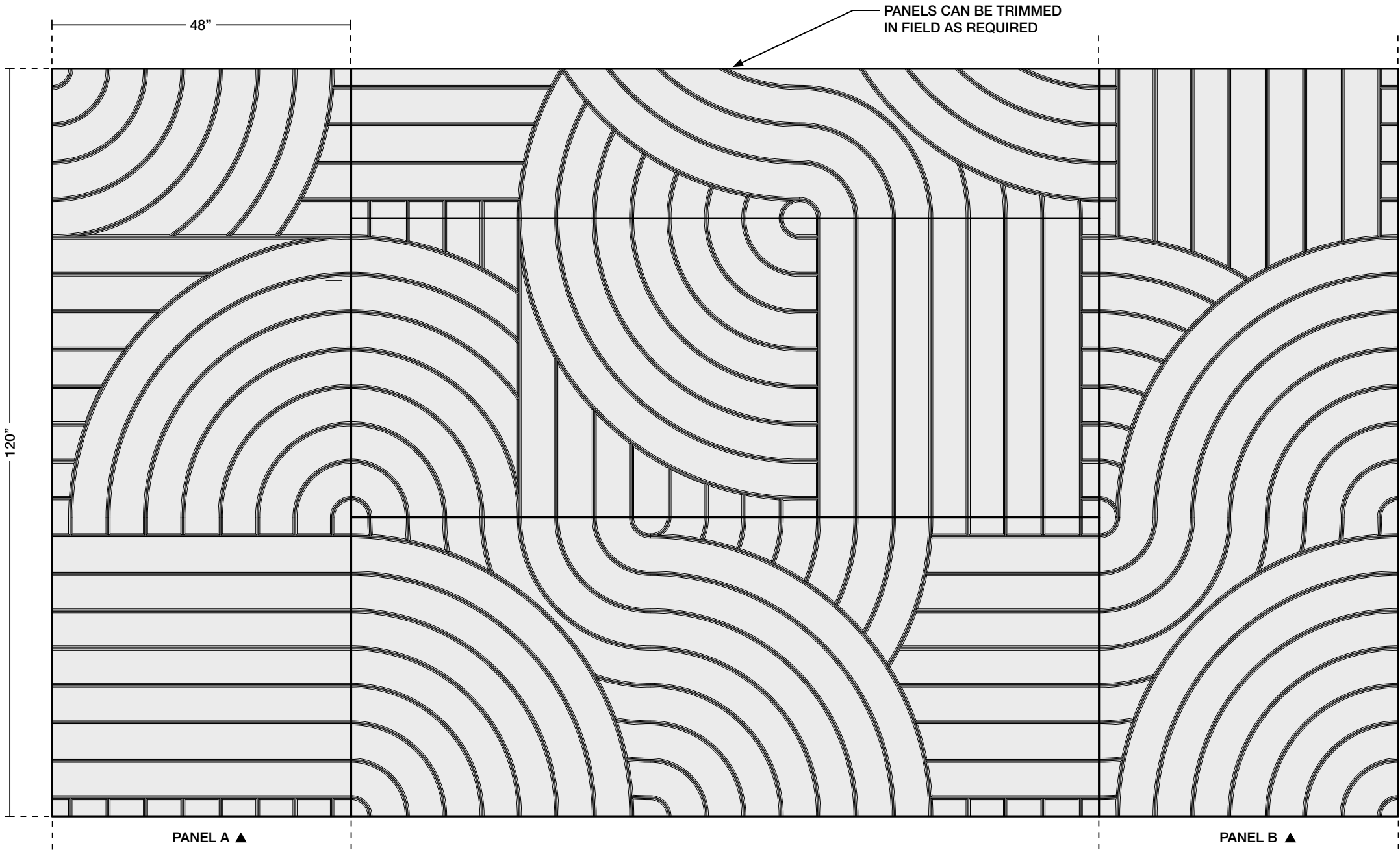


# Additional Layouts

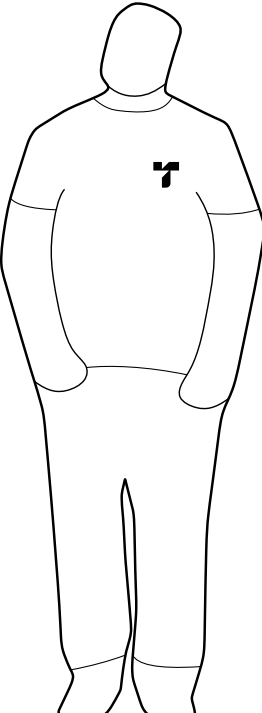
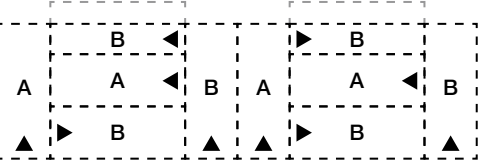
## Endless Possibilities

You can mix and match Vertical and Horizontal panels to amplify your space or create a unique design.

VERTICAL AND HORIZONTAL MIX LAYOUT



VERTICAL AND HORIZONTAL MIX EXAMPLE



ALL DIMENSIONS NOMINAL UNLESS NOTED OTHERWISE





Tech	
Acoustics	ASTM C423-17: Type A
Fire Rating	ASTM E-84 – Class A
VOC	ASTM D5116 Compliant

Details	
Lead Time	Check the Turf website for current lead times.
Warranty	Five (5) years
Maintenance	Vacuum to remove any particulate matter and air-borne debris or dust. Compressed air can be used to dust the material in difficult to reach areas for large assemblies. Contact us for more information relative to spot cleaning.
Weight	Turf products cannot support the weight of any other items in field.

Acoustic Rating	
NRC = 0.55	The NRC value was tested with a 12' x 10' array of sound absorbing panels. 3 full size panels aligned side-by-side, directly mounted to the wall.




Certifications	
<div> <div>  </div> <div>   </div> </div>	



Photo by Kendall McCaugherty, Hall+Merrick+McCaugherty; Featuring Mr. Moo




Image by Blaque Studio



# 9mm Colors

Introducing Hues, our new 9mm color palette designed for the senses.

The 9mm PET felt board is used as our primary construction material. Select one of our coordinating neutrals to blend in, or go for a contrasting element with one of our hues.

The process used to create PET felt often results in a heathered effect where multiple tones are present. Slight variations in color should be expected when using this sustainable material.

**Felt Thickness**  
9mm +/-0.5 mm

Monitors and printers vary.  
Please request a material sample to verify felt colors.



10 TOPO GREEN



12 GRASSHOPPER



11 CELADON




63 SAFFLOWER



64 PLANTAIN




43 ORANGE CRUSH




18 ULTISOL



17 BLUSH



23 RED



15 MERLOT



50 IVORY



33 LUMINARY



83 HOLLAND OATS




82 BARLEY




34 TONAL TAUPE




35 BARK




28 INDIGO




30 CYAN




24 ROYAL BLUE




31 AZURE



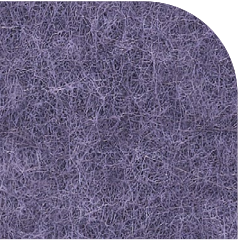
27 JEAN JACKET




26 FADED DENIM



40 MAGENTA




41 DRIED LAVENDER




66 PEWTER



05 WHITE




01 CREAM




04 LIGHT GREY



98 STORM



09 DAMASCUS



06 CHARCOAL



07 BLACK





# 9mm Stone Textures

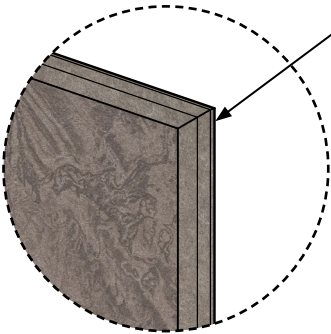
Inspired by nature, designed for felt. Our digitally printed Stone Textures capture the character and nuance of stone on top of a curated color collection from our Hues palette with virtually no repeats. The three patterns in this family each capture unique elements from the stones for which they are named.

There is an additional product cost for Stone Textures.

Turf has curated this collection to include only the best pattern and color combinations.

**Felt Thickness**  
9mm +/-0.5 mm

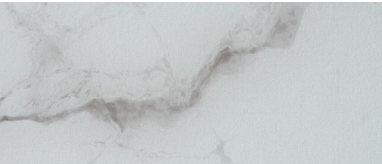
**Monitors and printers vary.**  
Please request a material sample to verify felt colors.



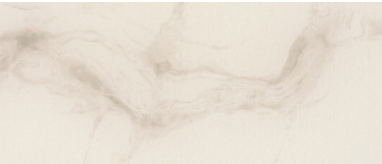
**Texture Edge Detail**

Please note, all cut edges will reveal the base color of the felt if using a 9mm Stone Texture.


ST34 Granite used as an example above.




ST05 MARBLE




ST50 MARBLE



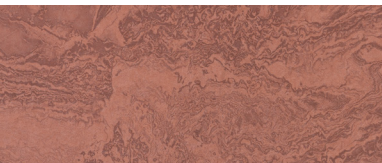
ST05 TRAVERTINE




ST17 TRAVERTINE




ST18 TRAVERTINE



ST17 GRANITE




ST18 GRANITE



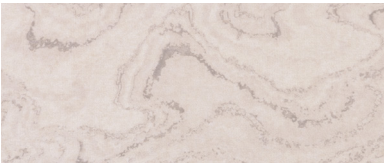
ST15 GRANITE



ST01 MARBLE




ST83 MARBLE



ST01 TRAVERTINE




ST83 TRAVERTINE




ST34 TRAVERTINE




ST34 GRANITE



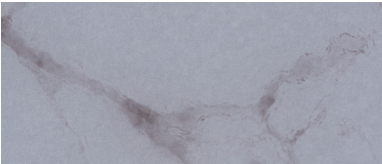
ST35 GRANITE



ST41 GRANITE



ST33 MARBLE




ST66 MARBLE




ST50 TRAVERTINE




ST66 TRAVERTINE



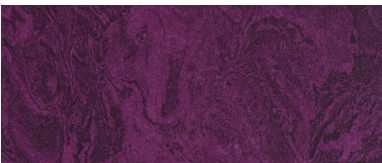
ST11 TRAVERTINE



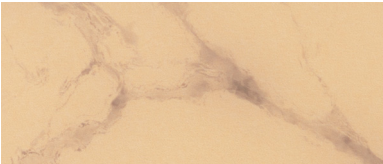
ST11 GRANITE




ST10 GRANITE



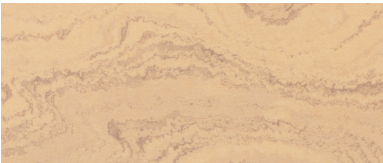
ST40 GRANITE




ST64 MARBLE



ST26 MARBLE




ST64 TRAVERTINE




ST63 TRAVERTINE



ST26 TRAVERTINE



ST63 GRANITE



ST28 GRANITE