

## **BEAM LED** ceiling baffle

Designed to Shine

See your space in a whole new light with Beam LED, offering the same acoustic performance of Beam, but with integrated lighting to help good design shine.



PATENT PENDING

# LIGHT SPECS

**PRODUCT**  
Beam LED ceiling baffle

**CONTENT**  
Polyester (PET) felt  
60% pre-consumer recycled

**SIZING**  
Custom is TURF's standard. Everything is made to order and can be adapted to fit unique spaces. The overall baffle can be customized to any length while the integrated LED fixture comes in 1' increments.

## DEPTH

**STANDARD DEPTH**  
8" D  
  
Custom depths available upon request.

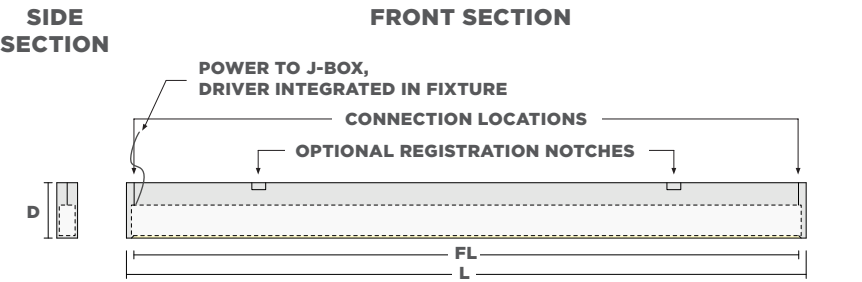
## THICKNESS

**FELT THICKNESS**  
9 mm  
  
**BAFFLE THICKNESS**  
3"

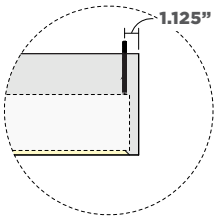
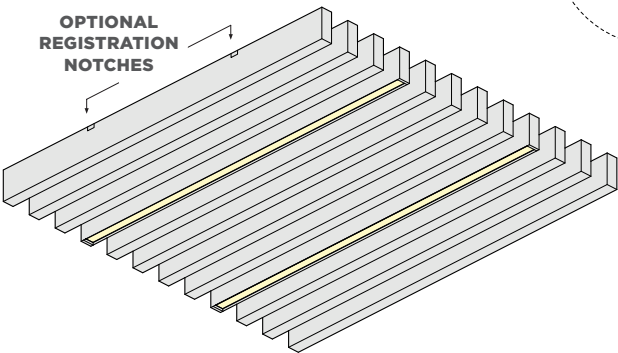
## CONNECTIONS

Connection spacing is always equal to fixture length (FL).

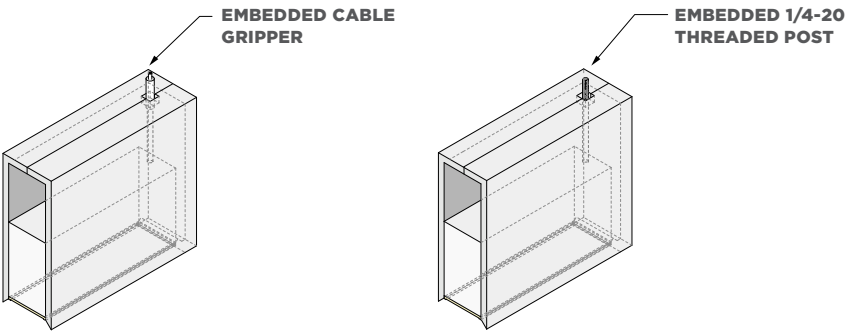
**AVAILABLE CONNECTIONS**  
Cable to Deck  
Cable to Unistrut  
Cable to Grid  
All Thread to Deck  
All Thread to Unistrut




### BEAM + BEAM LED SYSTEM



### CONNECTION TYPES



### STANDARD PRODUCT SIZES AND DETAILS



BAFFLE LENGTH	FIXTURE LENGTH/ CONNECTION SPACING
98.25"	96"
86.25"	84"
74.25"	72"
62.25"	60"
50.25"	48"
38.25"	36"

# ORDER GUIDE

## PRODUCT

Beam LED ceiling baffle

## CONTENT

Polyester (PET) felt  
60% pre-consumer recycled

## SIZING

Custom is TURF's standard. Everything is made to order and can be adapted to fit unique spaces. The overall baffle can be customized to any length while the integrated LED fixture comes in 1' increments.

## APPROVALS

UL/cUL Listed

## LUMEN OUTPUT

350-1000

## OPTICS

Snap-in Acrylic Lens for soft, diffused direct lighting

## DIMMING

0-10V dimming to <1%

## CRI

90+

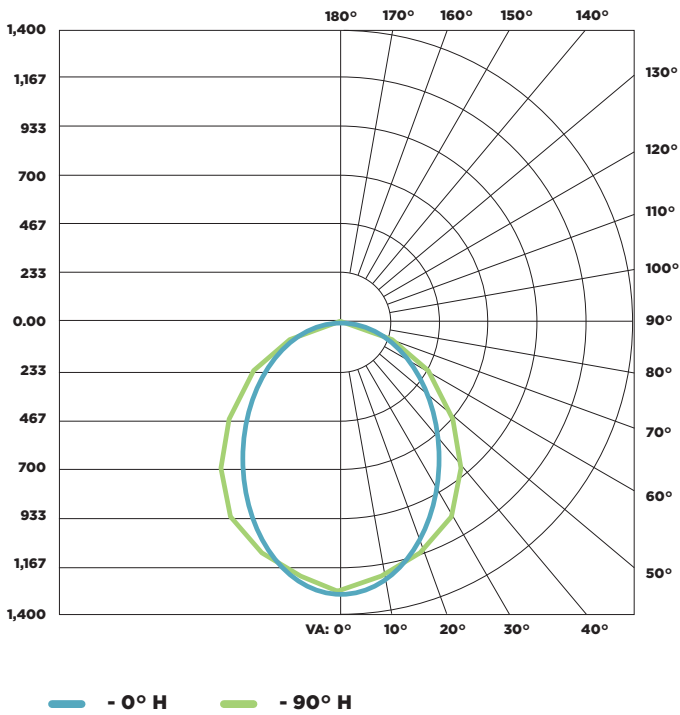

## BATTERY

Optional 12-watt emergency battery

## SIDE SECTION



## FRONT SECTION



FIXTURE SERIES	DIRECT OUTPUT (LUMENS / WATT)			FIXTURE LENGTH	COLOR TEMP
	OUTPUT	SYSTEM WATT	lm/W		
Beam LED	350 350 Lm/ft	13.69 W	110 lm/W	3 3 ft.	30 3000K
	500 500 Lm/ft	18.45 W	111 lm/W	4 4 ft.	35 3500K
	750 750 Lm/ft	28.32 W	108 lm/W	5 5 ft.	40 4000K
	1000 1000 Lm/ft	38.43 W	104 lm/W	6 6 ft.	50 5000K
				7 7 ft.	
				8 8 ft.	
CRI	VOLTAGE	CONTROLS		OPTIONS	
9 90+ CRI	UNV 120-277v	BLANK	None	BLANK	None
		DAY	Daylight	EB	Emergency Battery
		OCC	Occupancy	EC	Emergency Circuit
				EH	Emergency Through Harness
				EPC	Emergency Power Feed Cord
				BC	Black Power Cord



# ORDER FORM

NOTES:

SIGNATURE:

DATE:

Check the Turf website for current lead times.

Fixture ID	Direct Output	Fixture Length	Color Temp
Beam LED	<input type="checkbox"/> <b>350</b> 350 Lm/ft	<input type="checkbox"/> <b>3</b> 3 ft.	<input type="checkbox"/> <b>30</b> 3000K
	<input type="checkbox"/> <b>500</b> 500 Lm/ft	<input type="checkbox"/> <b>4</b> 4 ft.	<input type="checkbox"/> <b>35</b> 3500K
	<input type="checkbox"/> <b>750</b> 750 Lm/ft	<input type="checkbox"/> <b>5</b> 5 ft.	<input type="checkbox"/> <b>40</b> 4000K
	<input type="checkbox"/> <b>1000</b> 1000 Lm/ft	<input type="checkbox"/> <b>6</b> 6 ft.	<input type="checkbox"/> <b>50</b> 5000K
		<input type="checkbox"/> <b>7</b> 7 ft.	
		<input type="checkbox"/> <b>8</b> 8 ft.	

Controls	Emergency Options
<div><input type="checkbox"/> <b>BLANK</b> None</div> <div><input type="checkbox"/> <b>DAY*</b> Daylight</div> <div><input type="checkbox"/> <b>OCC*</b> Occupancy</div>	<div><input type="checkbox"/> <b>BLANK</b> None</div> <div><input type="checkbox"/> <b>EB*</b> Emergency Battery</div> <div><input type="checkbox"/> <b>EC*</b> Emergency Circuit</div> <div><input type="checkbox"/> <b>EH*</b> Emergency Through Harness</div> <div><input type="checkbox"/> <b>EPC*</b> Emergency Power Feed Cord</div>
<div><b>VOLTAGE</b> UNV 120v-277v</div> <div><b>CRI</b> 90+</div> <div><b>DIMMING</b> 0-10V dimming to &lt;1%</div>	<div><b>OPTIONS</b></div> <div><input type="checkbox"/> <b>WC</b> White Power Cord (Standard)</div> <div><input type="checkbox"/> <b>BC*</b> Black Power Cord</div>

\*These options include additional cost

Baffle Color	Baffle Texture
<div><div><div><input type="checkbox"/> <b>01</b> Cream</div><div><input type="checkbox"/> <b>04</b> Light Grey</div><div><input type="checkbox"/> <b>05</b> White</div><div><input type="checkbox"/> <b>06</b> Charcoal</div><div><input type="checkbox"/> <b>07</b> Black</div><div><input type="checkbox"/> <b>09</b> Damascus</div><div><input type="checkbox"/> <b>10</b> Topo Green</div><div><input type="checkbox"/> <b>11</b> Celadon</div><div><input type="checkbox"/> <b>12</b> Grasshopper</div><div><input type="checkbox"/> <b>15</b> Merlot</div><div><input type="checkbox"/> <b>17</b> Blush</div></div><div><div><input type="checkbox"/> <b>18</b> Ultisol</div><div><input type="checkbox"/> <b>23</b> Red</div><div><input type="checkbox"/> <b>24</b> Royal Blue</div><div><input type="checkbox"/> <b>26</b> Faded Denim</div><div><input type="checkbox"/> <b>27</b> Jean Jacket</div><div><input type="checkbox"/> <b>28</b> Indigo</div><div><input type="checkbox"/> <b>30</b> Cyan</div><div><input type="checkbox"/> <b>31</b> Azure</div><div><input type="checkbox"/> <b>33</b> Luminary</div><div><input type="checkbox"/> <b>34</b> Tonal Taupe</div><div><input type="checkbox"/> <b>35</b> Bark</div></div><div><div><input type="checkbox"/> <b>40</b> Magenta</div><div><input type="checkbox"/> <b>41</b> Dried Lavender</div><div><input type="checkbox"/> <b>43</b> Orange Crush</div><div><input type="checkbox"/> <b>50</b> Ivory</div><div><input type="checkbox"/> <b>63</b> Safflower</div><div><input type="checkbox"/> <b>64</b> Plantain</div><div><input type="checkbox"/> <b>66</b> Pewter</div><div><input type="checkbox"/> <b>82</b> Barley</div><div><input type="checkbox"/> <b>83</b> Holland Oats</div><div><input type="checkbox"/> <b>98</b> Storm</div></div></div>	<div><div><input type="checkbox"/> <b>D01</b> White Ash</div><div><input type="checkbox"/> <b>D02</b> Silver Teak</div><div><input type="checkbox"/> <b>D03</b> Clear Maple</div><div><input type="checkbox"/> <b>D04</b> Washed Ash</div><div><input type="checkbox"/> <b>D05</b> Medium Oak</div><div><input type="checkbox"/> <b>D06</b> Planked Oak</div><div><input type="checkbox"/> <b>D07</b> Dark Walnut</div><div><input type="checkbox"/> <b>D08</b> Black Pear</div></div> <div><div>OR</div><div>Additional cost for textures</div></div>

Connection Type
<div><input type="checkbox"/> Cable to Deck</div> <div><input type="checkbox"/> Cable to Unistrut</div> <div><input type="checkbox"/> Cable to T-grid</div> <div><input type="checkbox"/> All Thread to Deck</div> <div><input type="checkbox"/> All Thread to Unistrut</div>





# 9MM FELT

This product is made with 9 mm PET felt board. The process used to create PET felt often results in a heathered effect where multiple tones are present. Slight variations in color should be expected when using this sustainable material.

Felt thickness is 9 mm +/- 0.5 mm.


**Monitors and printers vary. Please request a material sample to verify felt colors.**

## Looking for the old color palette?


Old colors are still available for legacy projects, but check with us for availability if you're interested in using them for new projects.




07 BLACK




06 CHARCOAL



09 DAMASCUS



98 STORM



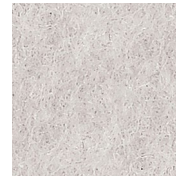
04 LIGHT GREY




66 PEWTER




50 IVORY




01 CREAM



33 LUMINARY



05 WHITE



35 BARK




34 TONAL TAUPE



82 BARLEY




83 HOLLAND OATS




24 ROYAL BLUE



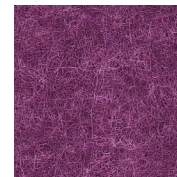
10 TOPO GREEN



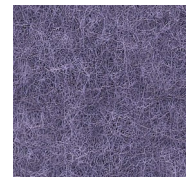
12 GRASSHOPPER




11 CELADON




40 MAGENTA



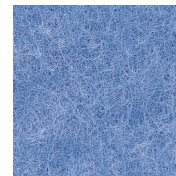
41 DRIED LAVENDER




28 INDIGO



30 CYAN



31 AZURE




27 JEAN JACKET




26 FADED DENIM



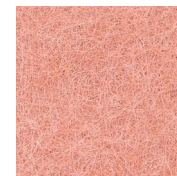
23 RED



15 MERLOT




18 ULTISOL



17 BLUSH



43 ORANGE CRUSH



63 SAFFLOWER



64 PLANTAIN

# TEXTURES

Invite nature into your space with our wood-inspired textures. Digital printing on felt ensures a unique and realistic grain with virtually no repeats.

**\* There is an additional product cost for Wood Textures.**

## CUSTOM

Endless customization options are available, including color and grain matching to your sample.


**\* Please note there is additional lead time for custom matching. Texture and customization will incur additional costs beyond our standard 9 mm options.**

Felt thickness is 9 mm +/- 0.5 mm.



**Monitors and printers vary. Please request a material sample to verify felt colors.**




D01 WHITE ASH



D02 SILVER TEAK





D03 CLEAR MAPLE





D04 WASHED ASH




D05 MEDIUM OAK




D06 PLANKED OAK



D07 DARK WALNUT



D08 BLACK PEAR





# TECH

## ACOUSTICS

ASTM C423-17: Type J Mounting

## FIRE RATING

ASTM E-84 - Class A

## VOC

ASTM D5116 Compliant

## APPROVALS

UL/cUL

# DETAILS

## DURABILITY

Contract

## LEAD TIME

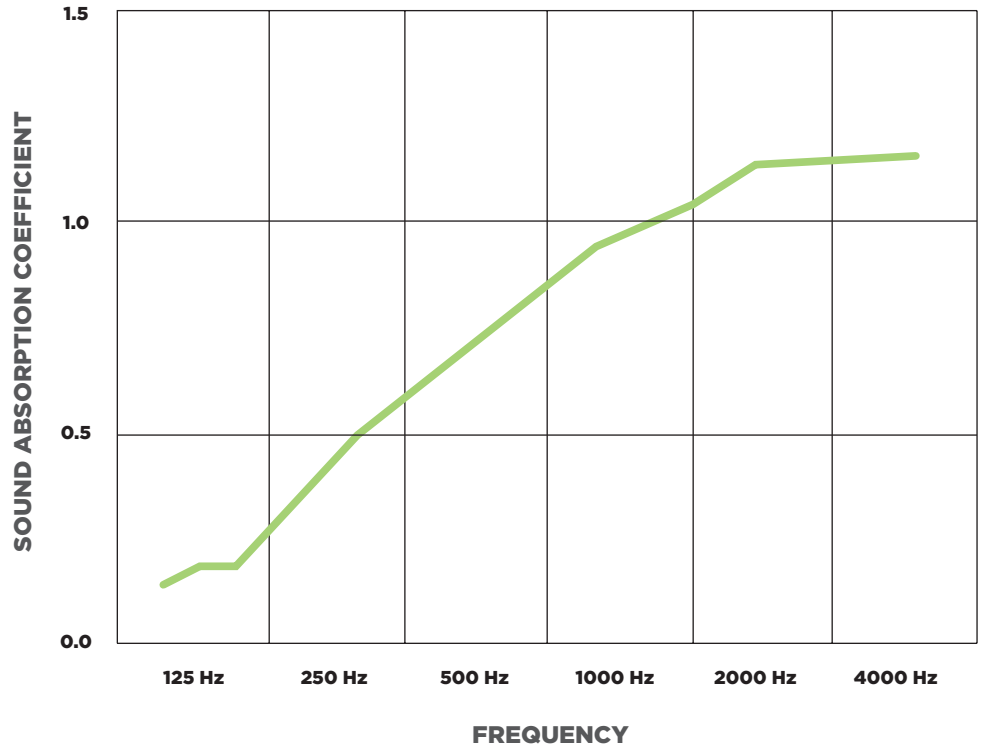
Check the Turf website for current lead times.

## WARRANTY

Three (3) years

## MAINTENANCE

Vacuum to remove any particulate matter and air-borne debris or dust. Compressed air can be used to dust the material in difficult to reach areas for large assemblies. Contact us for more information relative to spot cleaning.



ASTM C 423-17: Type J Mounting - The specimen is an array of 8 spaced sound absorbing baffles suspended from cables such that the closest face of the baffles is located approximately 1295.4 mm (51 in.) from the horizontal test surface. This approximates the mounting method of a typical ceiling baffle installation. The baffles were evenly distributed in a single row, spaced 304.8 mm (12 in.) apart.

The array was configured such that the baffles with light fixtures were each neighbored by two baffles without light fixtures on both sides.

