

# Acoustic Ceiling Baffle

## Torrent

Get swept away

Get swept away by Torrent's mesmerizing flow. Compatible with standard connection details, this baffle transforms large volumes of space into captivating currents of unparalleled sound control.





# How To Specify

Key Information

Torrent baffle can flow through your space in a variety of ways. Consider these questions as you design your layout.

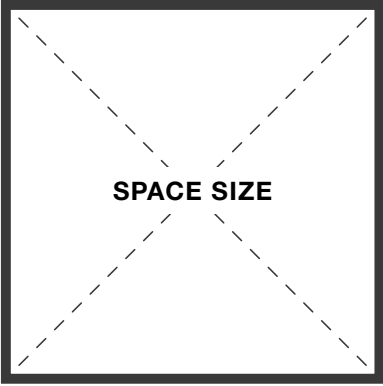
Spacers & End Caps

Turf supplies Spacers & End Caps for baffle orders that require P1000T unistrut.

Follow the link below for more detailed information.

[Spacers & End Caps Guide](#)

1




SPACE SIZE

What are the dimensions of the space?

PAGE 3

2

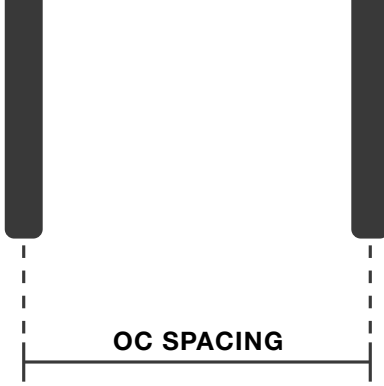


D E P T H

What is the baffle depth?

PAGE 3

3

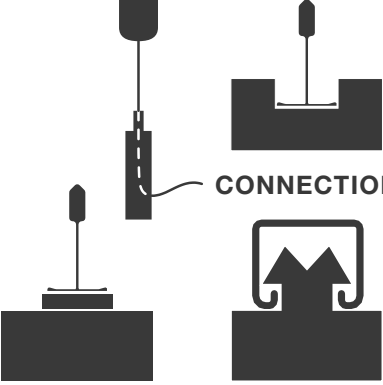


OC SPACING

What is the on center spacing?

PAGE 3

4




CONNECTION

How will Torrent Baffle mount to the ceiling?

PAGE 6-7

5



COLOR

What is the color?

PAGE 10



Dimensions

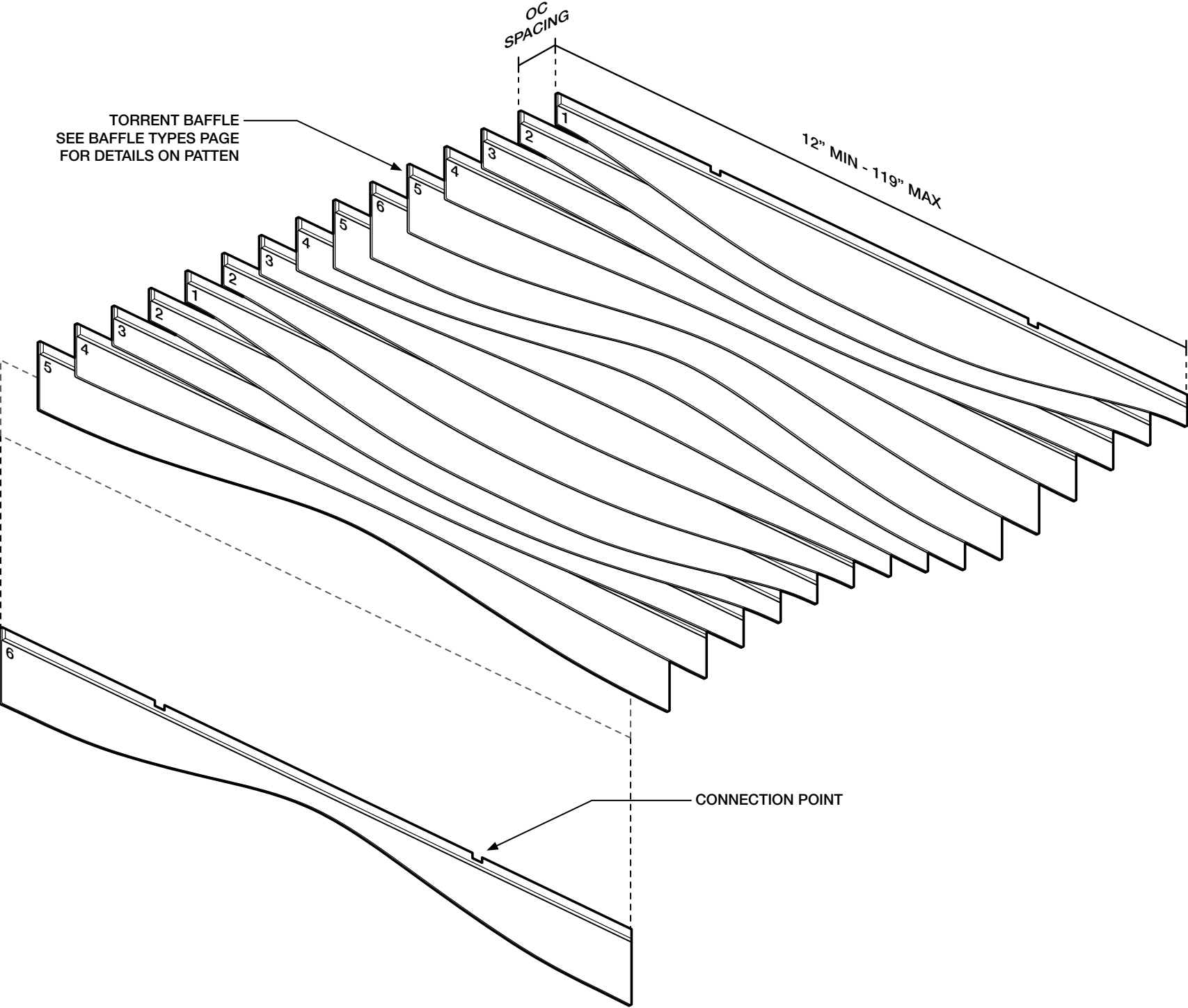
Variable Length	12"L Min - 119"L Max
Small Range	12" ≤ L < 36"
Medium Range	36" ≤ L < 72"
Large Range	72" ≤ L ≤ 119"
Standard Depths	7.5"D, 9.375"D, 11.5"D

Recommended Connection Options

P1000T Unistrut	FeltLock
9/16" or 15/16" Tee Grid	GridLock
Cable Hung	Cable To Deck
Magnetic	Exposed Magnet
	See our Recommended & Alternative Connections pages for more connection options.

Color

9mm Palette	Torrent Baffle can be specified in any of our 9mm felt colors.
-------------	--



ALL DIMENSIONS NOMINAL UNLESS NOTED OTHERWISE



# Baffle Types

## Torrent Pattern

The Torrent Baffle pattern is made of six unique baffles 1, 2, 3, 4, 5 & 6. Each baffle varies in depth and profile to create a ceiling that ebbs and flows.

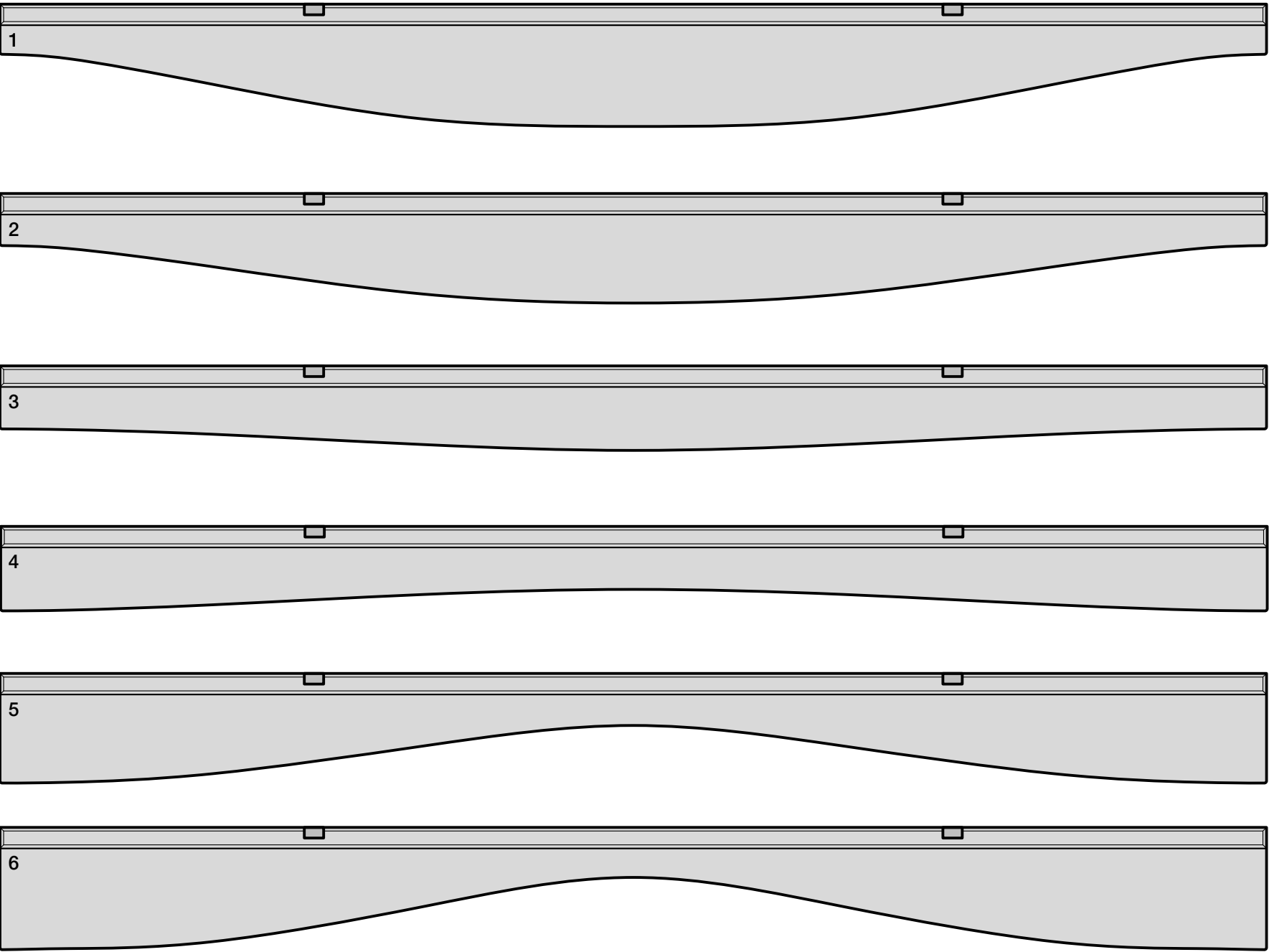
## Pattern Layout

Please note, to create a seamless array in the ceiling the Baffle Type numbers wrap.

For example, after Type "6" the pattern wraps back to Type "5" and goes backwards.

See Layout Considerations page for more information.

### BAFFLE TYPE



Baffle Scaling

**Baffle Depth**

Torrent Baffles come in three standard depth options, this depth corresponds to the deepest iteration of the pattern at Baffle Type “1” and Baffle Type “6”. As the pattern of the baffle changes across the ceiling, the depth of each baffle changes.

**Vertical Scaling**

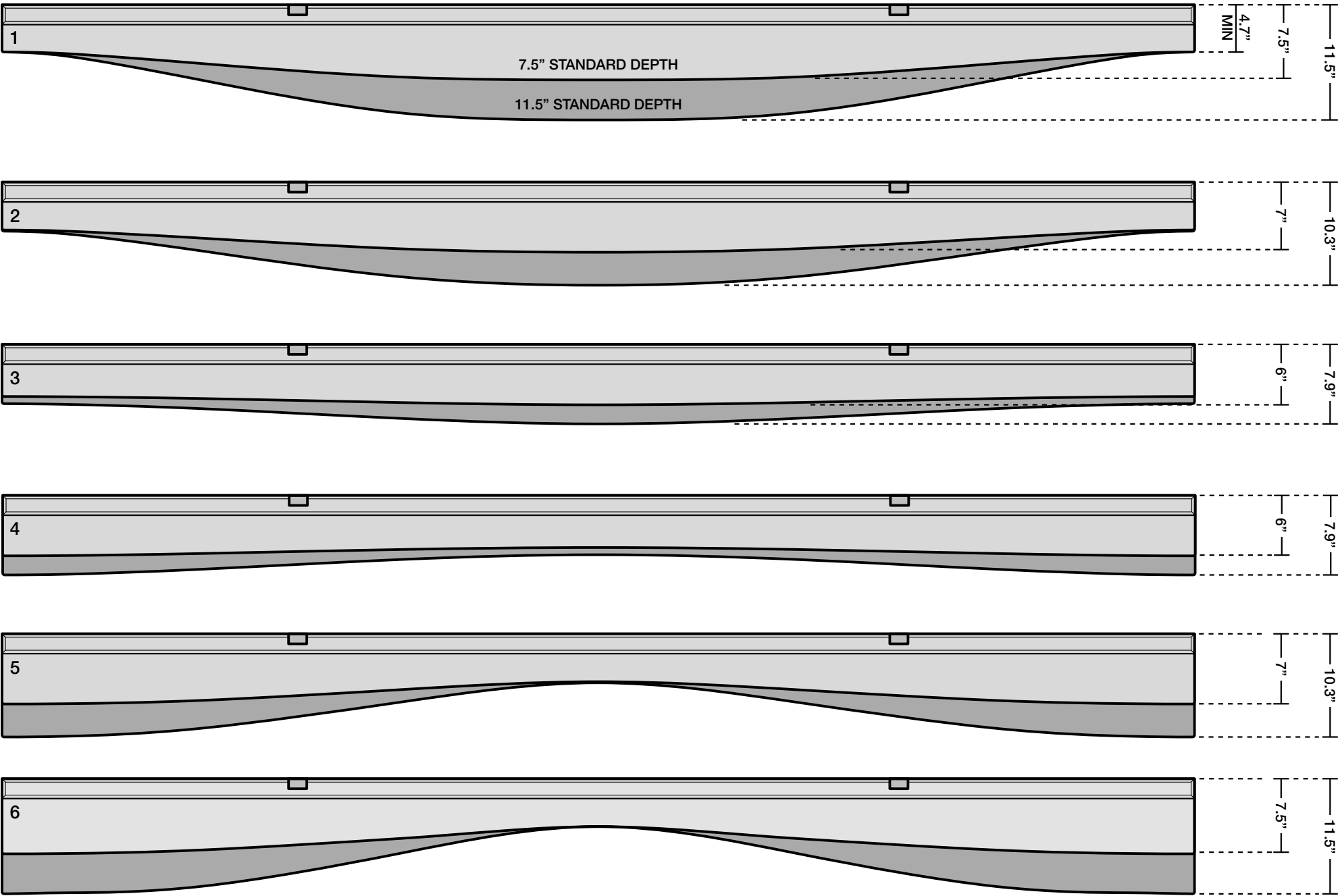
Baffle Types are not scaled uniformly vertically along the pattern.

See elevation dimensions on this page for detailed information per baffle.

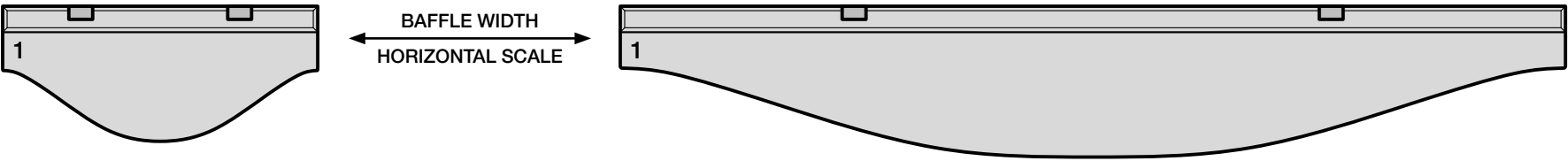
**Horizontal Scaling**

Baffle Types are scaled uniformly in the horizontal direction as the width increases or decreases.

VERTICAL SCALING



HORIZONTAL SCALING



Recommended Connections

Connection Spacing

60" OC Max

Spacing varies per project. Baffles require a minimum of two connection points.

FeltLock

Products with Turf's patented FeltLock flex and compress to insert into Unistrut.

P1000T Unistrut, raw galvanized finish or powder-coated, hardware is required.

Painted unistrut may damage FeltLock installations and will void the product warranty.

Cable To Deck

Baffles with embedded cable grippers snap into deck-mounted aircraft cables.

10' aircraft cable supplied by Turf should be trimmed in the field as needed.

GridLock

The GridLock attachment flexes to grasp the tee grid. GridLock is incompatible with ACT tiles.

9/16" or 15/16" flat tee grid, or 9/16" bolt-slot tee grid is required.

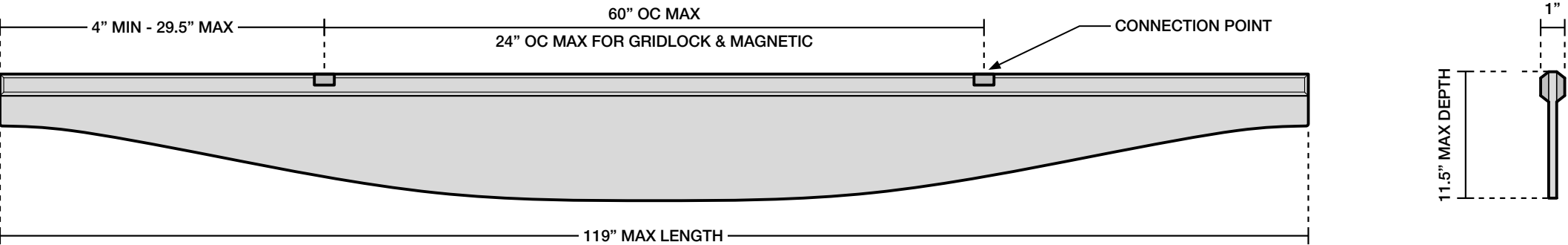
The maximum spacing for this connection is 24" OC.

Exposed Magnetic

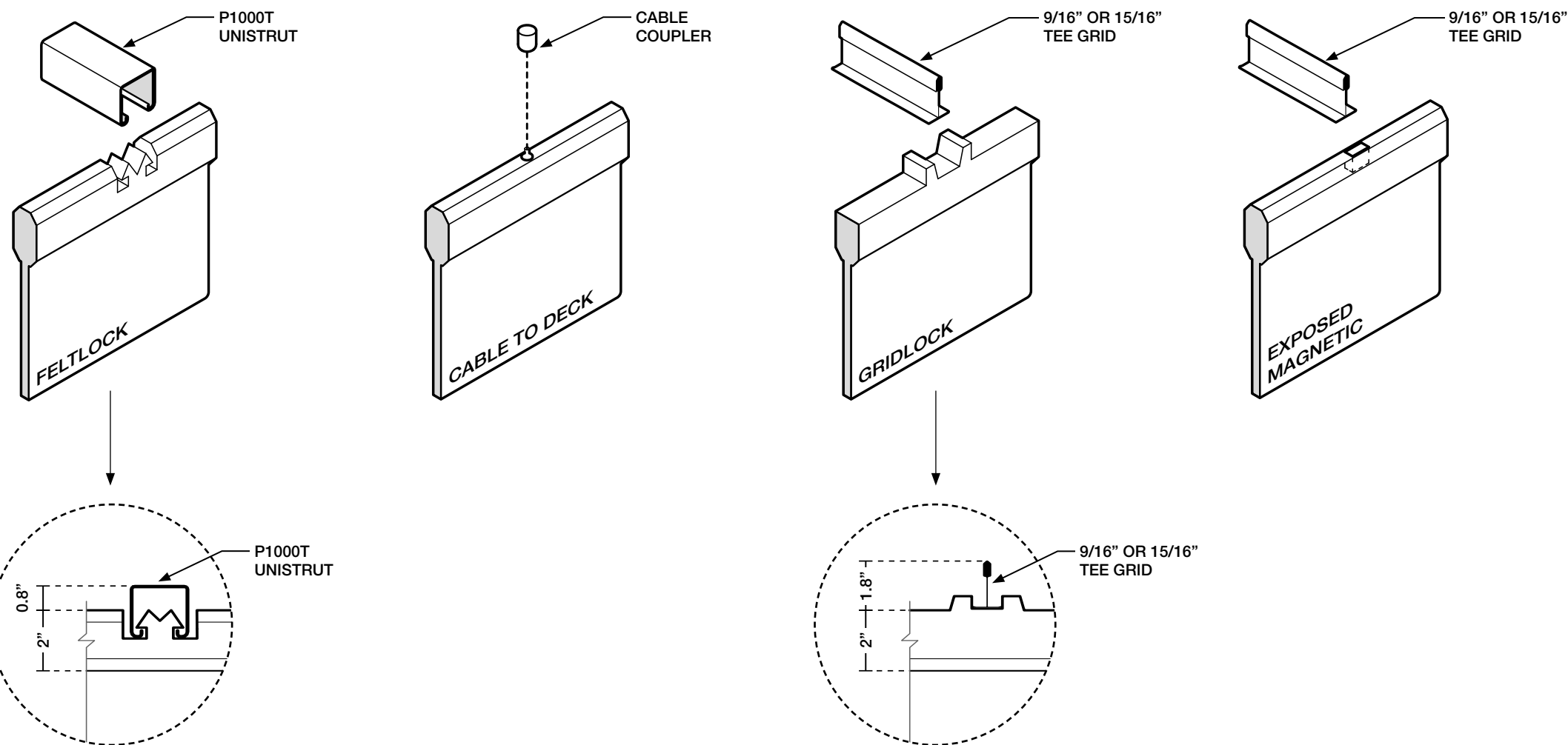
A powerful attachment to 9/16" or 15/16" tee grid for secure and easy installation.

The maximum spacing for this connection is 24" OC.

CONNECTION SPACING



RECOMMENDED CONNECTIONS



ALL DIMENSIONS NOMINAL UNLESS NOTED OTHERWISE



Alternative Connections

Additional Options

Beyond our standard connections, we offer the following connection options for Torrent Baffle too.

P1000T Unistrut

Cable to Unistrut  
Threaded Rod to Unistrut  
Rotated FeltLock

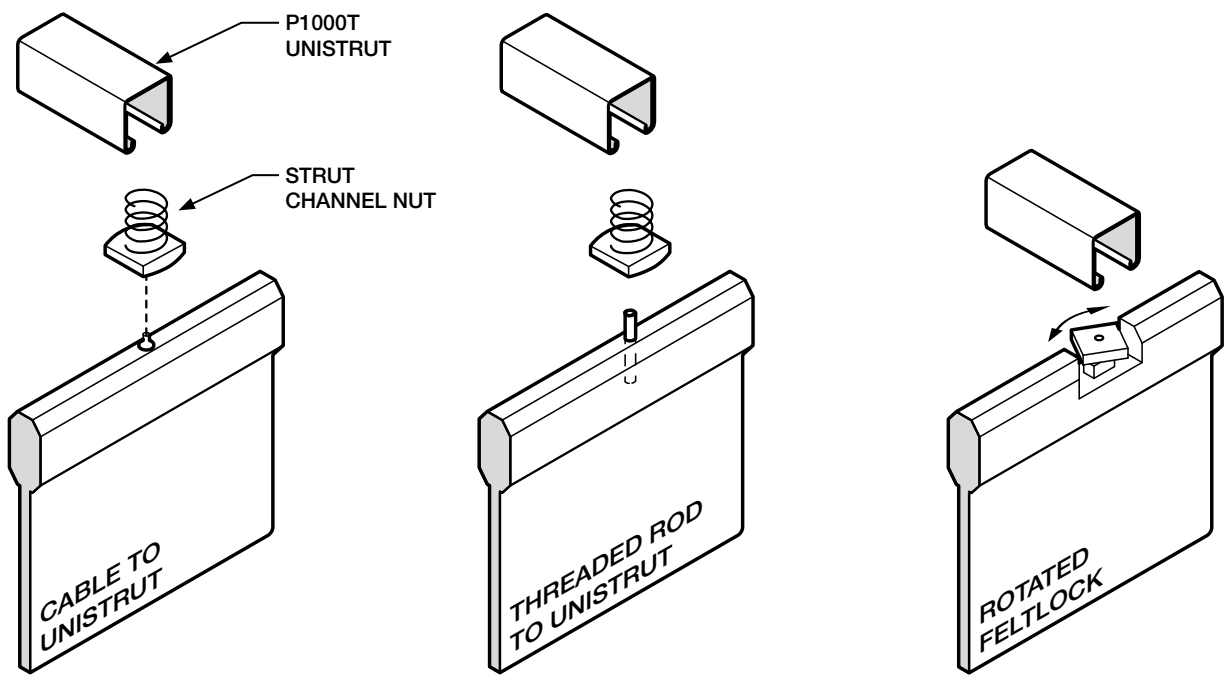
9/16" or 15/16" Tee Grid

Cable to Tee Grid  
Embedded Nut to Bolt-Slot  
Grid Clip

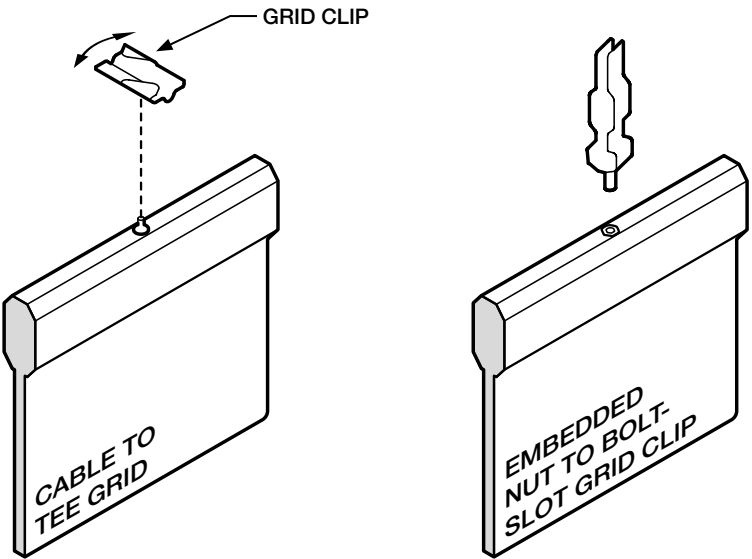
Miscellaneous

Embedded Nut  
Threaded Rod

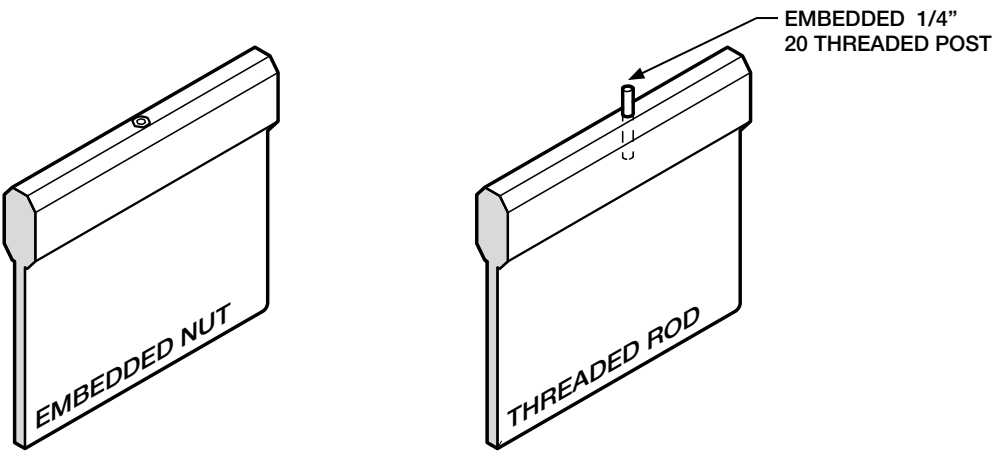
ALTERNATIVE UNISTRUT CONNECTIONS



ALTERNATIVE TEE GRID CONNECTIONS



ALTERNATIVE MISCELLANEOUS CONNECTIONS



Layout Considerations

- Wall Clearance

Turf recommends a 4" clearance from the wall to our baffles.
- Adjacent Baffle Clearance

Turf recommends a 1" gap between all rows of baffles. This clearance supports a uniform look and build.
- Trim in Field

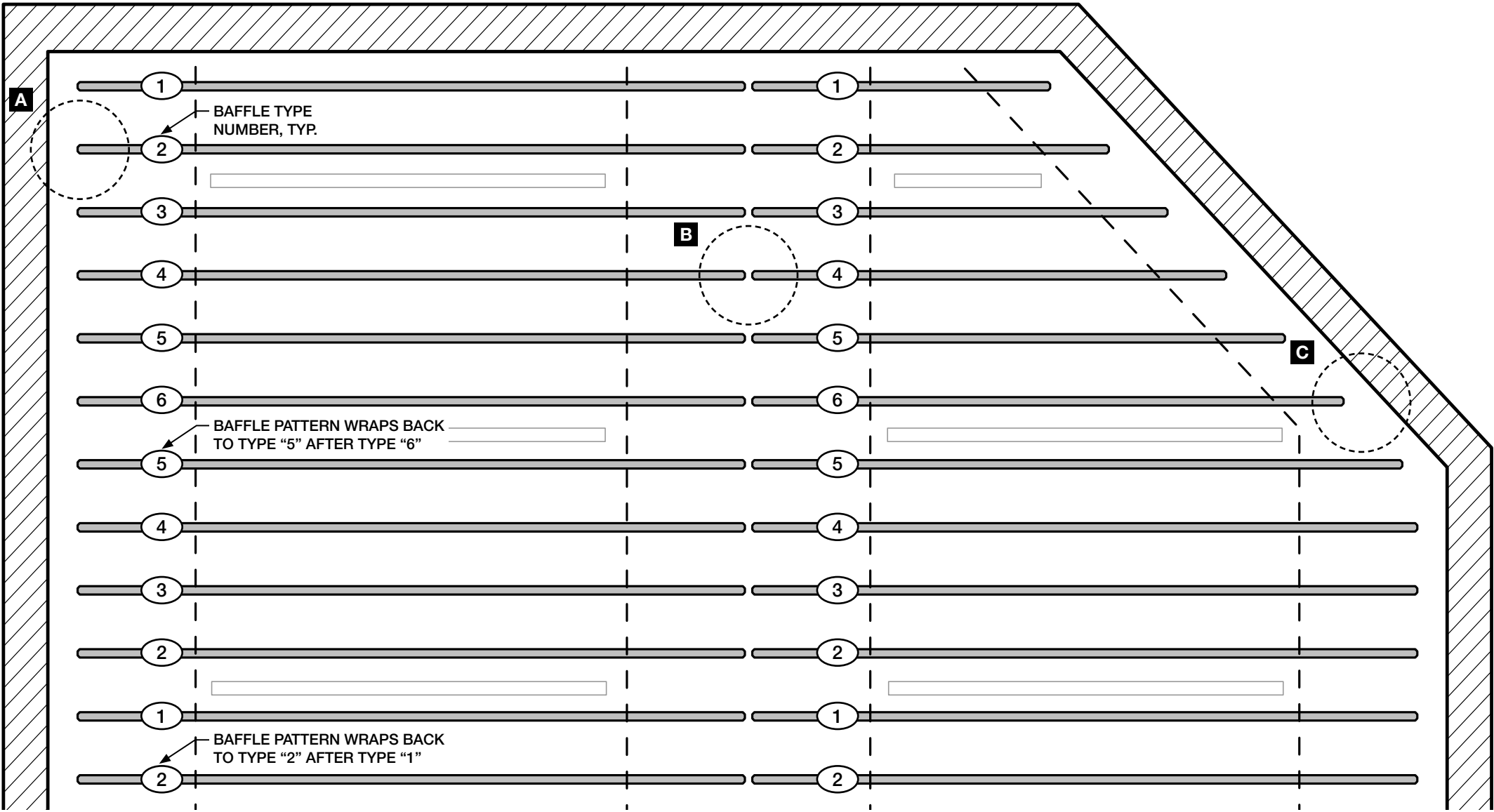
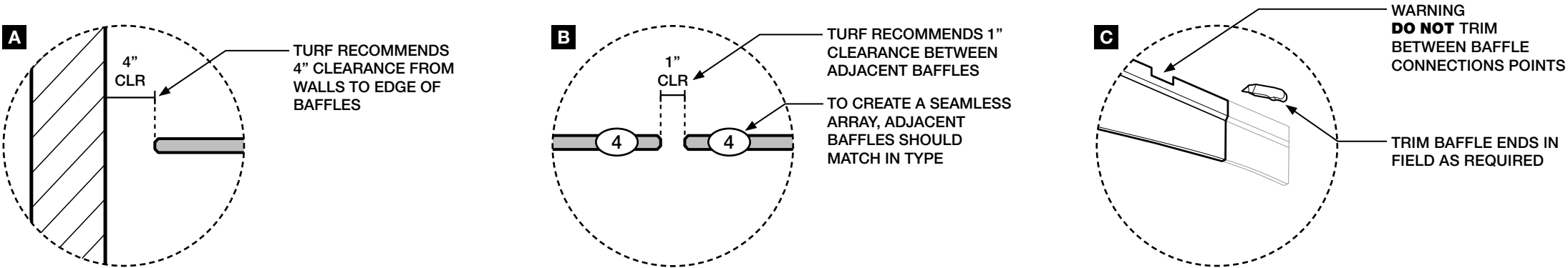
Torrent Baffle ends can be trimmed in field as required.

- Pattern Layout

Please do not trim between baffle connection points or connection pieces.

Please note, to create a seamless array in the ceiling the Baffle Type numbers wrap.

For example, after Type "6" the pattern wraps back to Type "5" and goes backwards.



TORRENT BAFFLE - EXAMPLE RCP





Tech

Acoustics	ASTM C 423-17: Type J
Fire Rating	ASTM E-84 – Class A
VOC	ASTM D5116 Compliant

Details

Lead Time	Check the Turf website for current lead times.
Warranty	Five (5) years
Maintenance	Vacuum to remove any particulate matter and air-borne debris or dust. Compressed air can be used to dust the material in difficult to reach areas for large assemblies. Contact us for more information relative to spot cleaning.
Weight	Turf products cannot support the weight of any other items in field.

Acoustic Rating


Torrent Baffle NRC				
Depth	6" OC	12" OC	18" OC	24" OC
7.5"	0.65	0.50	0.35	0.30
9.375"	0.75	0.55	0.45	0.40
12"		0.65	0.55	0.45

The table displays information for an array of sound absorbing baffles suspended by cables, evenly distributed in four rows of four units.

Certifications



Photograph by Jeffrey Totaro





# 9mm Colors

Introducing Hues, our new 9mm color palette designed for the senses.

The 9mm PET felt board is used as our primary construction material. Select one of our coordinating neutrals to blend in, or go for a contrasting element with one of our hues.

The process used to create PET felt often results in a heathered effect where multiple tones are present. Slight variations in color should be expected when using this sustainable material.

**Felt Thickness**  
9mm +/-0.5 mm

Monitors and printers vary.  
Please request a material sample to verify felt colors.




10 TOPO GREEN




12 GRASSHOPPER




11 CELADON




63 SAFFLOWER



64 PLANTAIN




43 ORANGE CRUSH




18 ULTISOL



17 BLUSH



23 RED



15 MERLOT



50 IVORY



33 LUMINARY



83 HOLLAND OATS




82 BARLEY




34 TONAL TAUPE




35 BARK




28 INDIGO




30 CYAN




24 ROYAL BLUE



31 AZURE




27 JEAN JACKET




26 FADED DENIM



40 MAGENTA




41 DRIED LAVENDER




66 PEWTER



05 WHITE




01 CREAM




04 LIGHT GREY



98 STORM



09 DAMASCUS



06 CHARCOAL



07 BLACK

