

Carved Wall Tile

Amoeba

Shape-shifting sound-stopper

Amoeba is an animated addition to any wall. Playful patterns expand from a single square design into a series of unique circular cells and linked nodes that absorb echo and catch attention wherever they're installed.



Image by Blaque

How To Specify

Key Information

Amoeba can shape-shift through your space in a variety of ways. Consider these questions as you design your layout.

If shop drawings are required for your project, please follow steps 1 - 5.

Fast Track

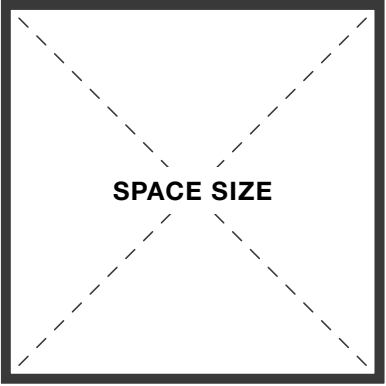
If you're looking to expedite your project, this product is available as Turf Fast Track!

Using Fast Track, our standard lead time for shop drawings is eliminated allowing the project to move directly into production.

Please note, installation and seaming drawings are not included in this process.

Turf recommends 10-15% additional tiles to cover overage / attic stock.

1

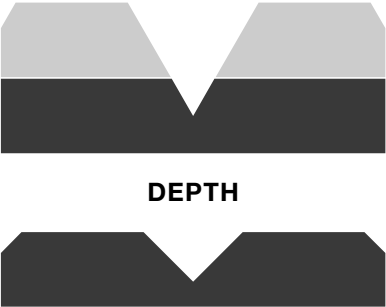


SPACE SIZE

What are the dimensions of the space?

PAGE 4

2




DEPTH

9mm or 18mm depth?

PAGE 3

3




CONNECTION

Will Amoeba need adhesive backing or non-adhesive?

PAGE 3

4




LAYOUT

What is the proposed layout?

PAGE 4


5



COLOR

What is the color or texture?

PAGE 7-8



FAST TRACK

1. 9mm or 18mm depth?
2. 12" x 12" or 24" x 24" tiles
3. Do you want adhesive backing by Turf, or construction adhesive by others?
4. What is the color of the tiles?
5. How many tiles do you need?
6. Do you want to include any additional product for overage or attic stock?



Dimensions

Standard Tiles	12"W x 12"L, 24"W x 24"L
Standard Depth	9mm, 18mm

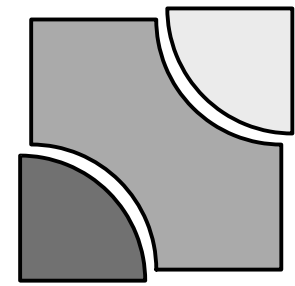
Connection Options

Standard Connection	Adhesive backing by Turf
Connection By Others	Construction adhesive
	Tiles can be installed with construction grade adhesive specified by the contractor.

Color

9mm Palette	Amoeba can be specified in any of our 9mm felt colors or Stone Textures.
	See Section Details on this page for more information.

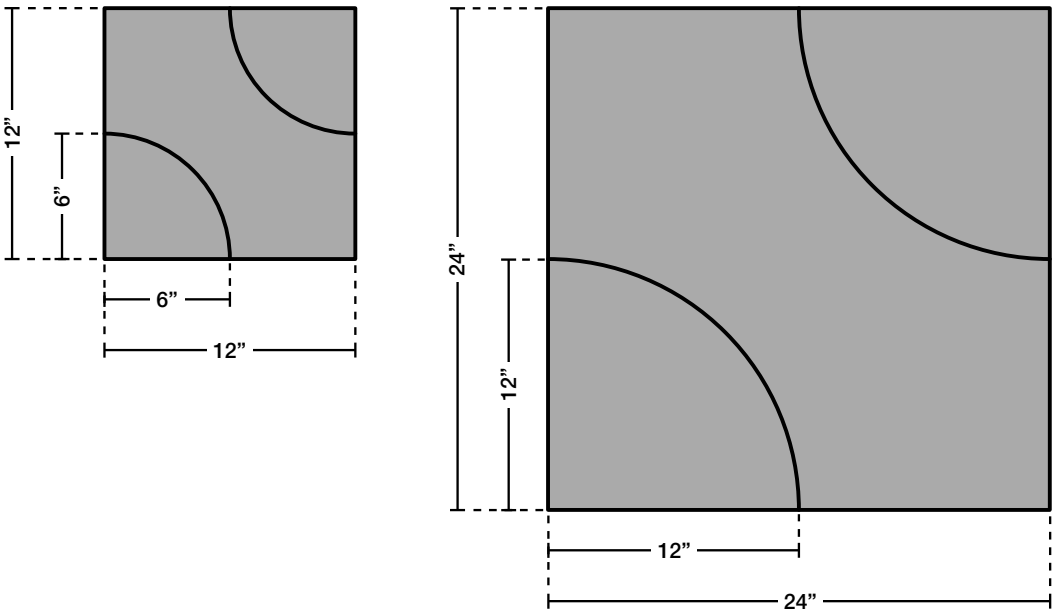
Amoeba Parts



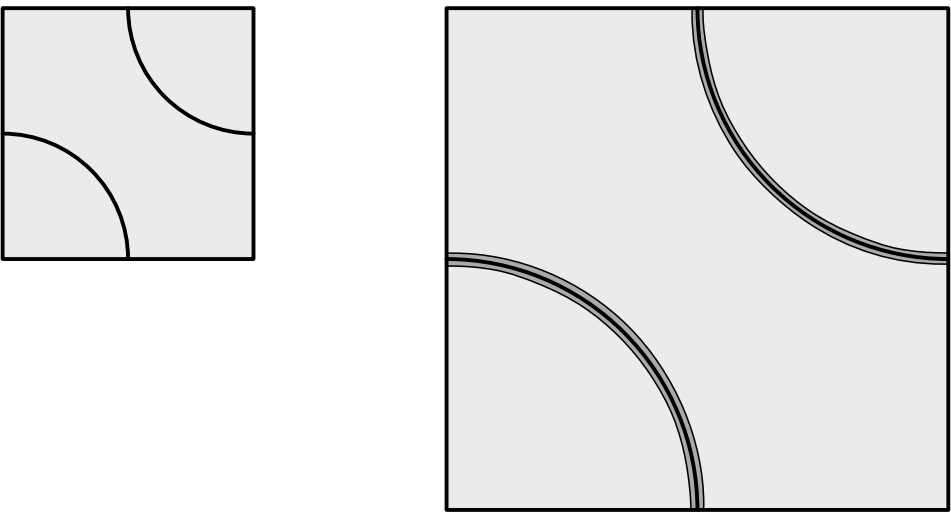
Each Amoeba tile is composed of three parts, each piece can be specified in a different color.

See our Typical Layouts page for more information on tiles, layouts & color combinations.

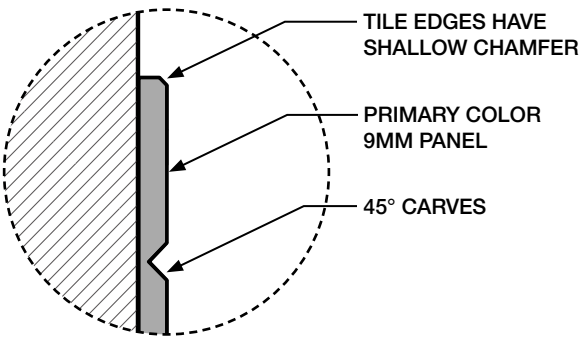
9MM AMOEBA



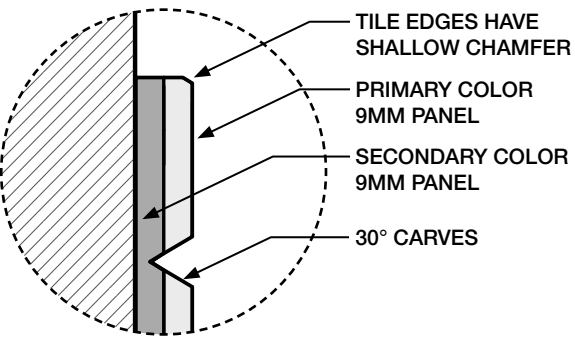
18MM AMOEBA



9MM SECTION DETAIL



18MM SECTION DETAIL

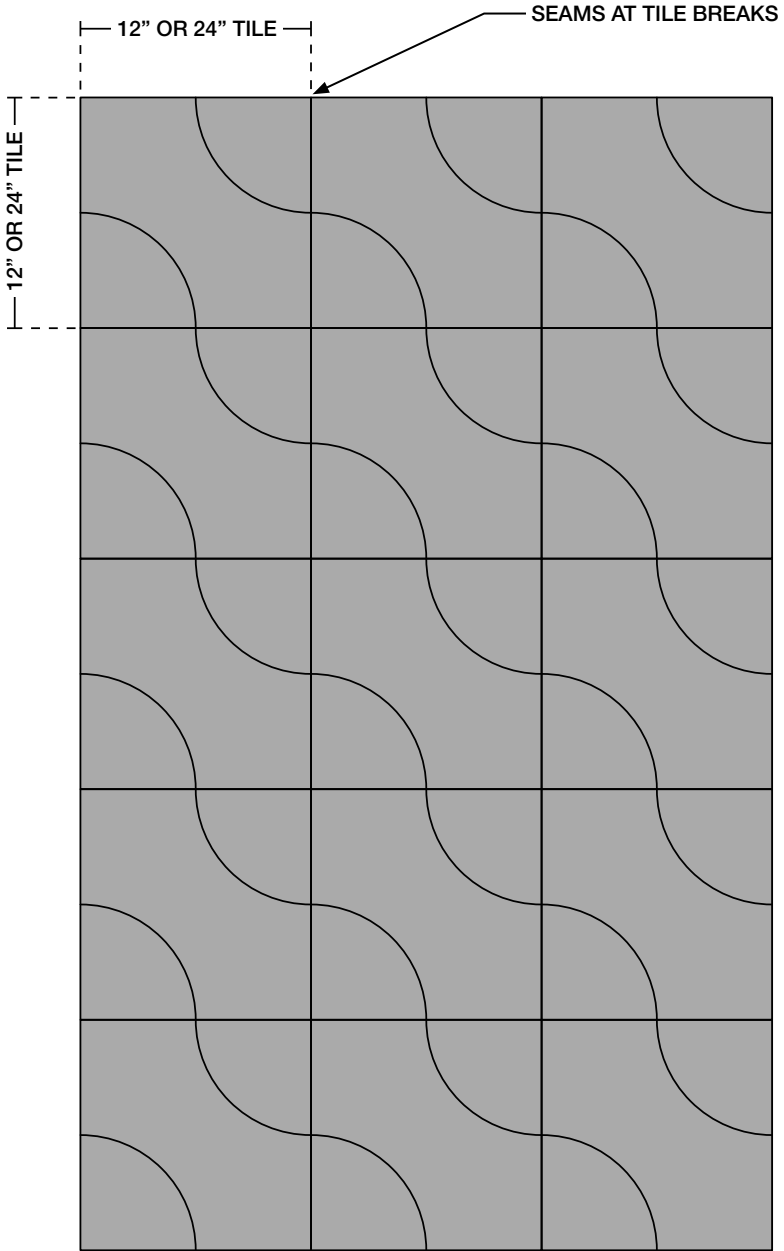


ALL DIMENSIONS NOMINAL UNLESS NOTED OTHERWISE

Typical Layouts

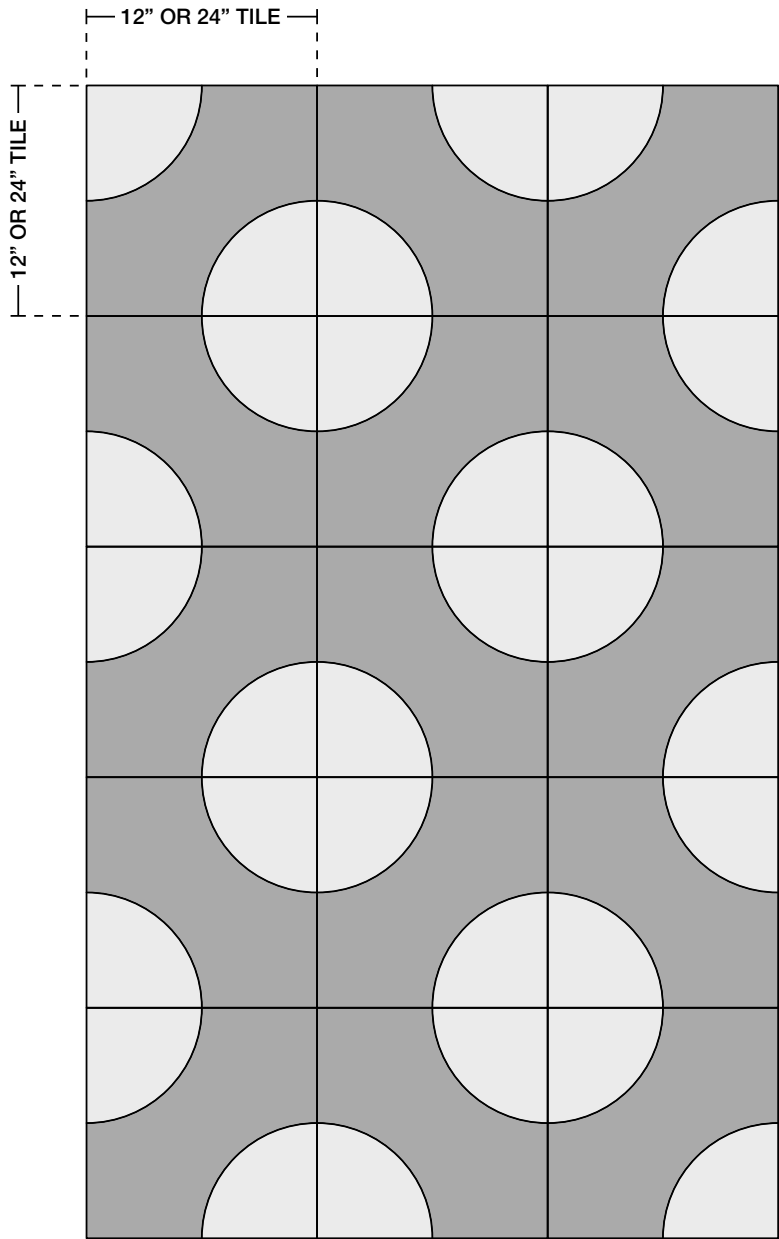
Uniform

Curving lines create symmetrical undulations in Amoeba's Standard layout. Choose from two tile sizes and study how Amoeba ebbs and flows.



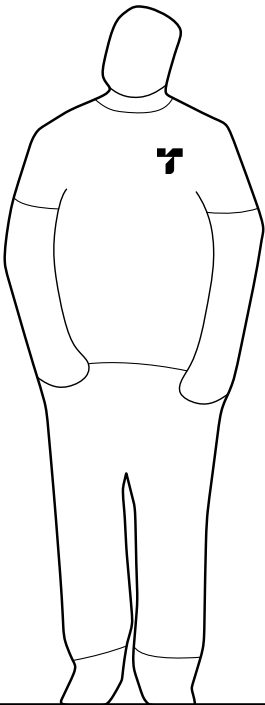
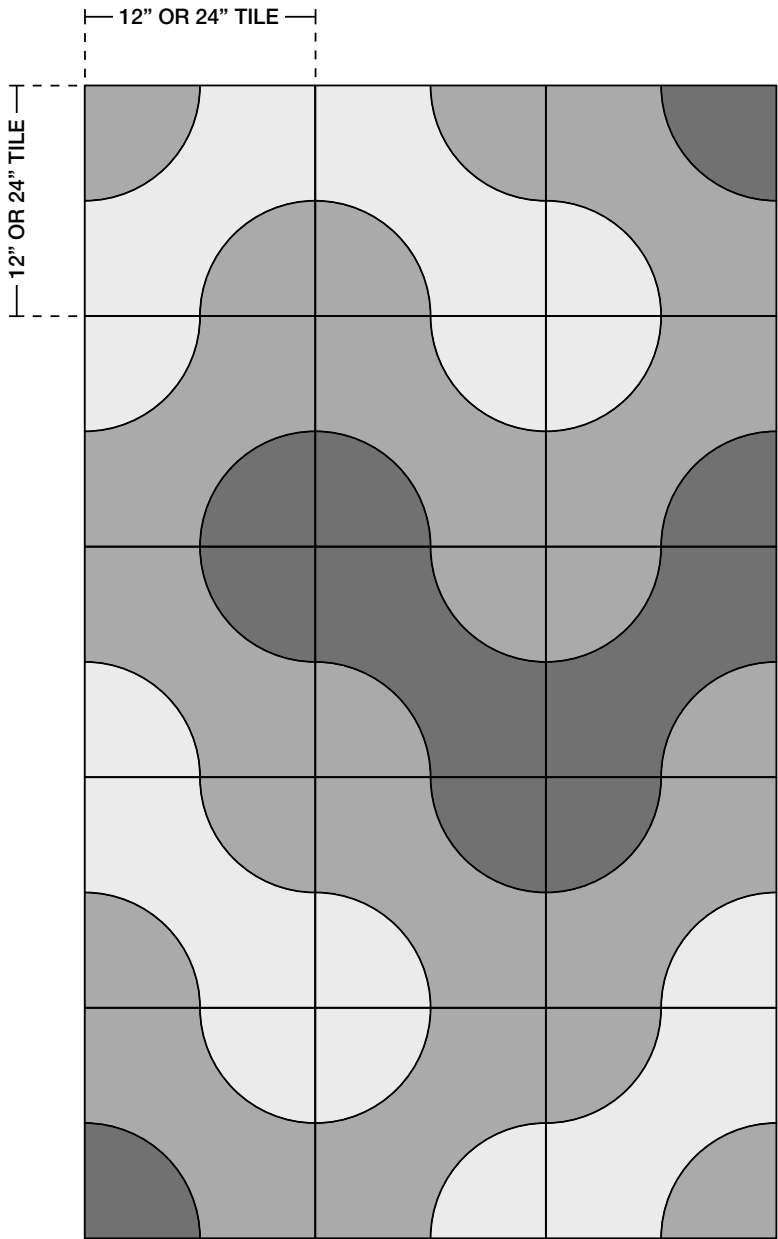
Dot

Perfect circles take over Amoeba's Dot layout. Use a two-tone color palette to punctuate your wall.



Glob

Organic, funky forms co-exist swimmingly in Amoeba's Glob layout. Use different colors on each of Amoeba's three parts to really make your space flow.



ALL DIMENSIONS NOMINAL UNLESS NOTED OTHERWISE



Installation & Field Trim Guide

Amoeba is designed for a quick and easily install, and can accommodate trimming in field — just follow this simple guide.

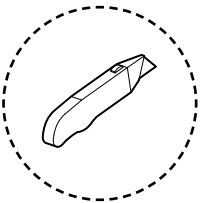
This guide shows Amoeba with Turf applied adhesive backing. Alternatively tiles can be installed with construction grade adhesive specified by the contractor.

Please note, prep the wall surface before application. Clean the surface of any dust or loose debris, making sure the surface is dry before application.

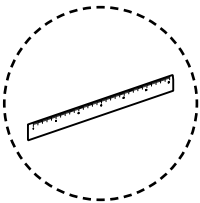
Follow the link below for more detailed information on adhering Turf products to walls.

[Turf Adhesives Guide](#)

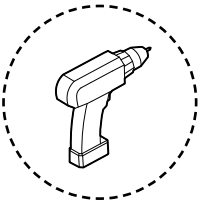
Tools Required



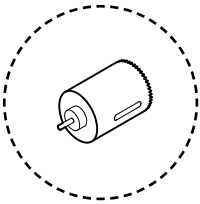
SHARP BLADE



STRAIGHT
EDGE

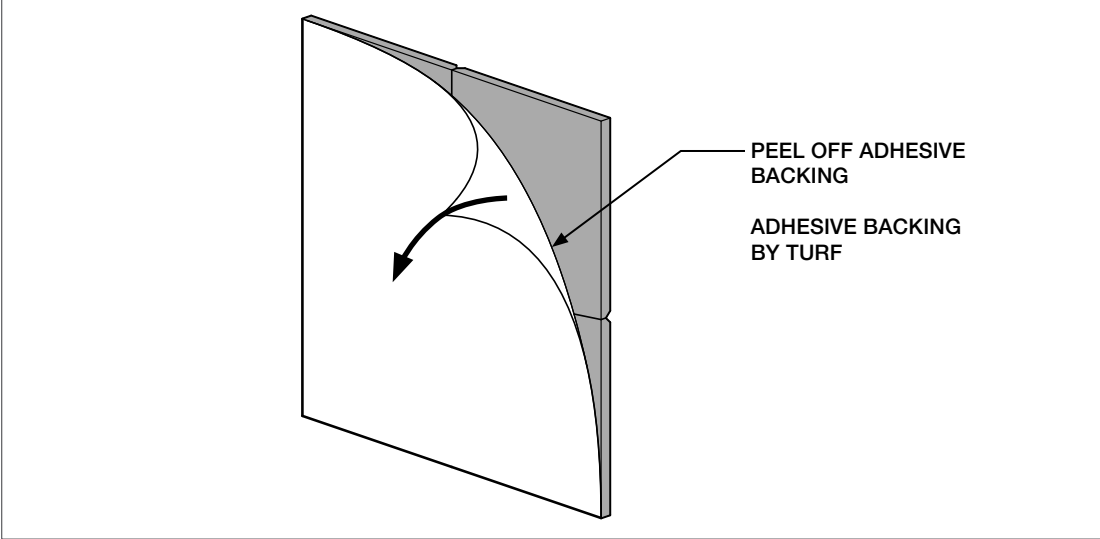


DRILL

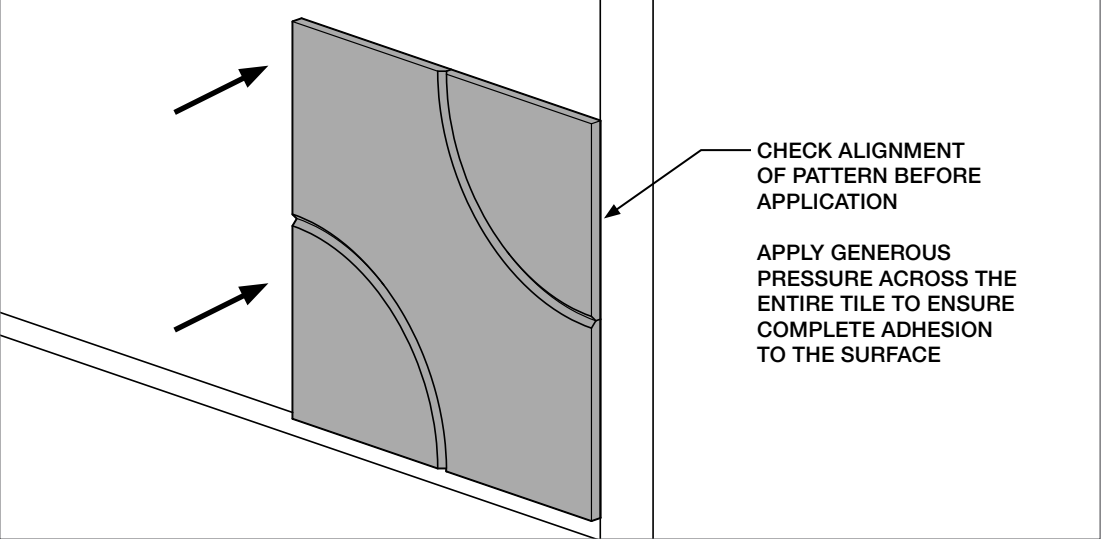


HOLE SAW

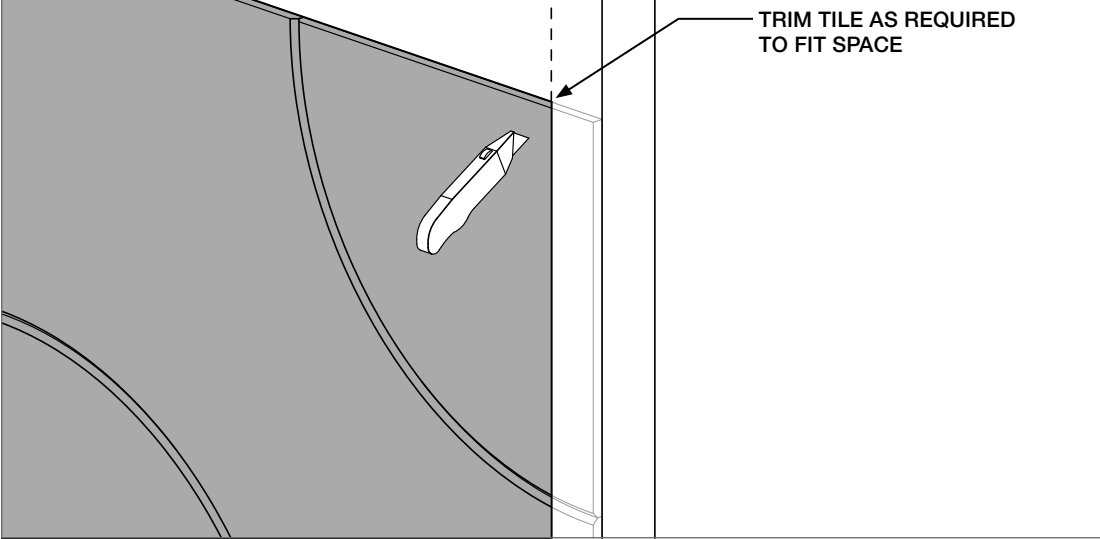
1 - ADHESIVE BACKING BY TURF



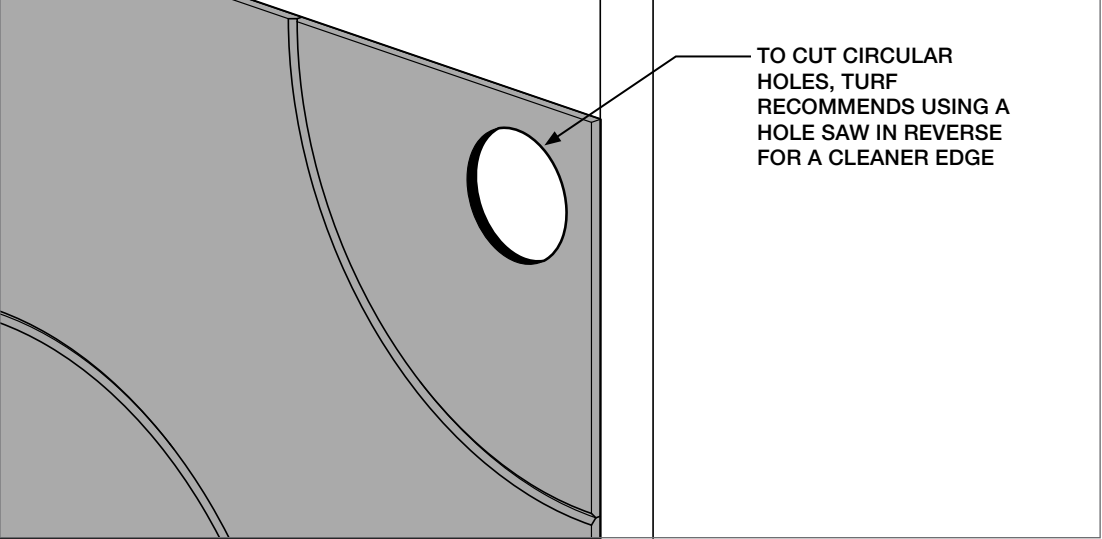
2 - MOUNT AMOEBA TO WALL



3 - TRIM AS REQUIRED



4 - TRIM CIRCULAR HOLES



Tech	
Acoustics	ASTM C 423-17: Type A
Fire Rating	ASTM E-84 – Class A
VOC	ASTM D5116 Compliant

Details	
Lead Time	Check the Turf website for current lead times.
Warranty	Five (5) years
Maintenance	Vacuum to remove any particulate matter and air-borne debris or dust. Compressed air can be used to dust the material in difficult to reach areas for large assemblies. Contact us for more information relative to spot cleaning.
Attachments	Turf products are not designed to support the weight of other objects or fixtures.

Acoustic Rating	
9mm Tile	NRC = 0.25
18mm Tile	NRC = 0.40
	Carved wall tile NRC varies depending on field conditions and arrangement. Contact Turf for testing details.




Certifications	
<div> <div>  </div> <div>   </div> </div>	



Photo by Tyllie Barbosa

9mm Colors

Introducing Hues, our new 9mm color palette designed for the senses.

The 9mm PET felt board is used as our primary construction material. Select one of our coordinating neutrals to blend in, or go for a contrasting element with one of our hues.

The process used to create PET felt often results in a heathered effect where multiple tones are present. Slight variations in color should be expected when using this sustainable material.

Felt Thickness
9mm +/-0.5 mm

Monitors and printers vary.
Please request a material sample to verify felt colors.



10 TOPO GREEN



12 GRASSHOPPER



11 CELADON



63 SAFFLOWER



64 PLANTAIN



43 ORANGE CRUSH



18 ULTISOL



17 BLUSH



23 RED



15 MERLOT



50 IVORY



33 LUMINARY



83 HOLLAND OATS



82 BARLEY



34 TONAL TAUPE



35 BARK



28 INDIGO



30 CYAN



24 ROYAL BLUE



31 AZURE



27 JEAN JACKET



26 FADED DENIM



40 MAGENTA



41 DRIED LAVENDER



66 PEWTER



05 WHITE



01 CREAM



04 LIGHT GREY



98 STORM



09 DAMASCUS



06 CHARCOAL



07 BLACK



9mm Stone
Textures

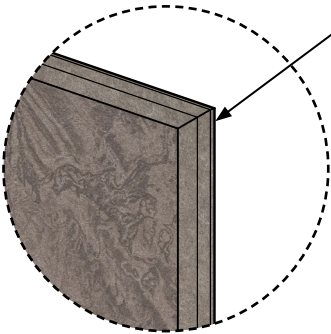
Inspired by nature, designed for felt. Our digitally printed Stone Textures capture the character and nuance of stone on top of a curated color collection from our Hues palette with virtually no repeats. The three patterns in this family each capture unique elements from the stones for which they are named.

There is an additional product cost for Stone Textures.

Turf has curated this collection to include only the best pattern and color combinations.

Felt Thickness
9mm +/-0.5 mm

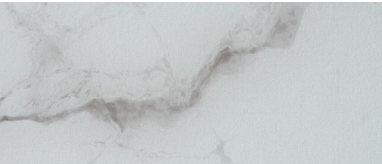
Monitors and printers vary.
Please request a material sample to verify felt colors.



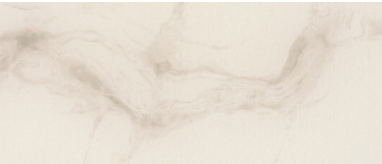
Texture Edge Detail

Please note, all cut edges will reveal the base color of the felt if using a 9mm Stone Texture.


ST34 Granite used as an example above.




ST05 MARBLE




ST50 MARBLE



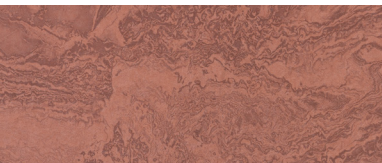
ST05 TRAVERTINE




ST17 TRAVERTINE




ST18 TRAVERTINE



ST17 GRANITE




ST18 GRANITE



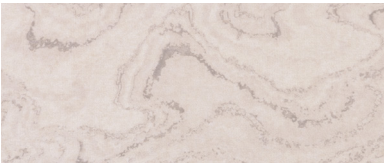
ST15 GRANITE



ST01 MARBLE




ST83 MARBLE



ST01 TRAVERTINE




ST83 TRAVERTINE




ST34 TRAVERTINE




ST34 GRANITE



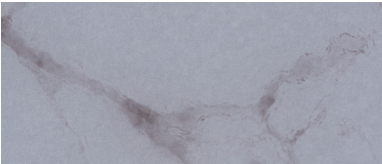
ST35 GRANITE



ST41 GRANITE



ST33 MARBLE




ST66 MARBLE




ST50 TRAVERTINE




ST66 TRAVERTINE



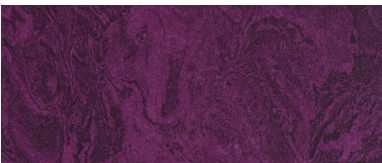
ST11 TRAVERTINE



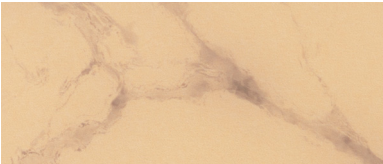
ST11 GRANITE




ST10 GRANITE



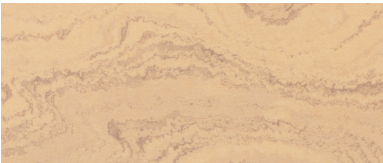
ST40 GRANITE




ST64 MARBLE



ST26 MARBLE




ST64 TRAVERTINE




ST63 TRAVERTINE



ST26 TRAVERTINE



ST63 GRANITE



ST28 GRANITE