

Dimensional Wall Tile

Intersect

Artful building blocks

Artful building blocks of better sound, Intersect folded wall tiles are inspired by origami forms and packed with performance to enliven any surface, and quiet any space.



How To Specify

Key Information

Intersect can weave through your space in a variety of ways. Consider these questions as you design your layout.

If shop drawings are required for your project, please follow steps 1 - 4.

Fast Track

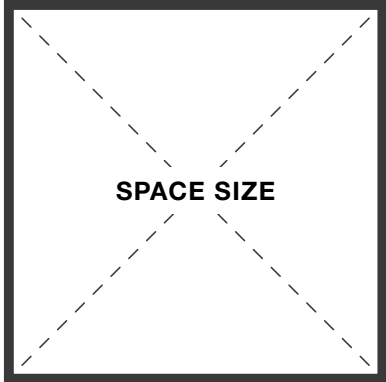
If you're looking to expedite your project, this product is available as Turf Fast Track!

Using Fast Track, our standard lead time for shop drawings is eliminated allowing the project to move directly into production.

Please note, installation and seaming drawings are not included in this process.

Turf recommends 10-15% additional tiles to cover overage / attic stock.

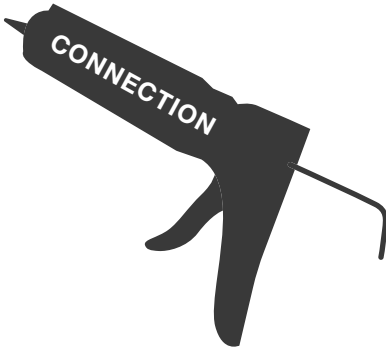
1



SPACE SIZE

What are the dimensions of the space?

2




CONNECTION

Will Intersect need adhesive backing or non-adhesive?

PAGE 3

3




LAYOUT

What is the proposed layout?

PAGE 4

4



COLOR

What is the color or texture?

PAGE 8-10

FAST TRACK



FAST TRACK

1. Do you want adhesive backing by Turf, or construction adhesive by others?
2. What is the color or texture of the tiles?
3. How many tiles do you need?
4. Do you need any carved tiles?
5. Do you want to include any additional product for overage or attic stock?



Dimensions

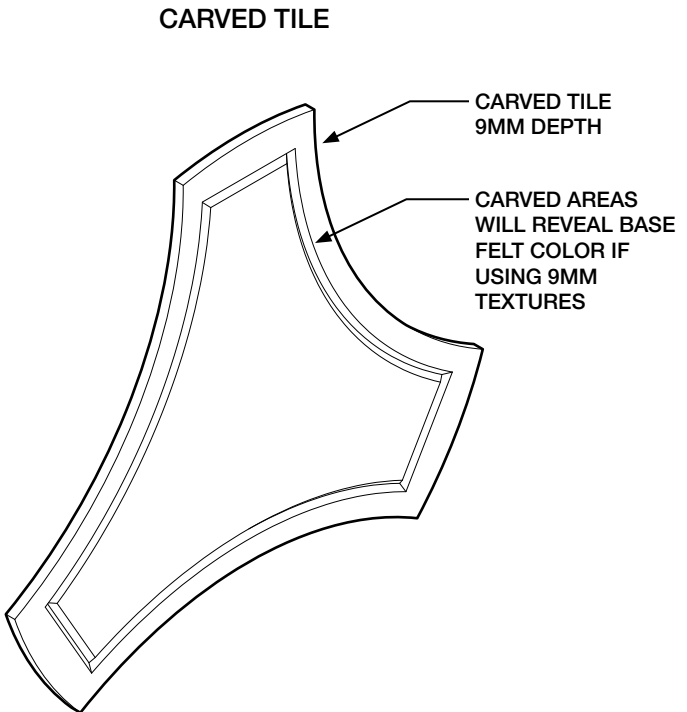
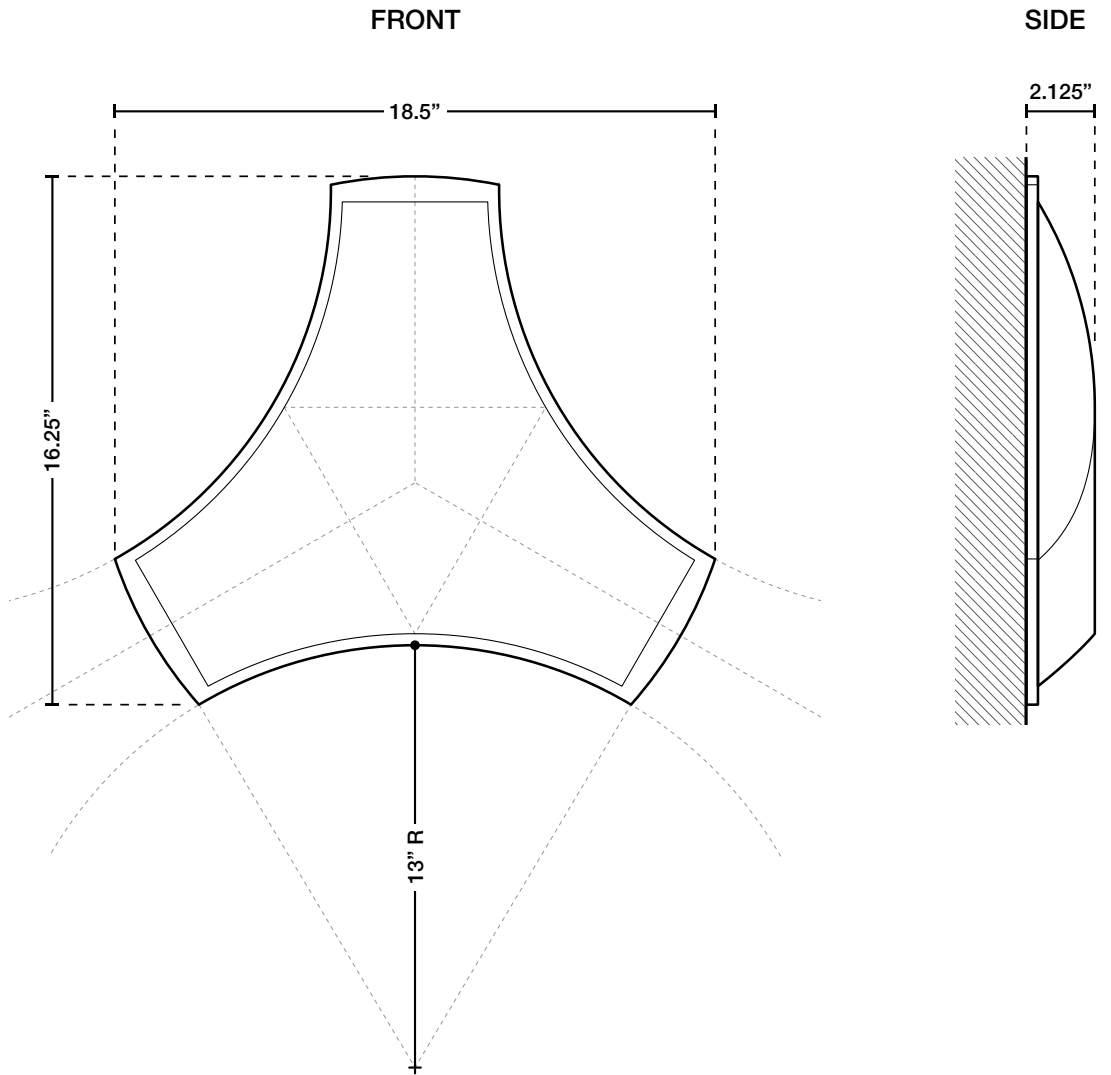
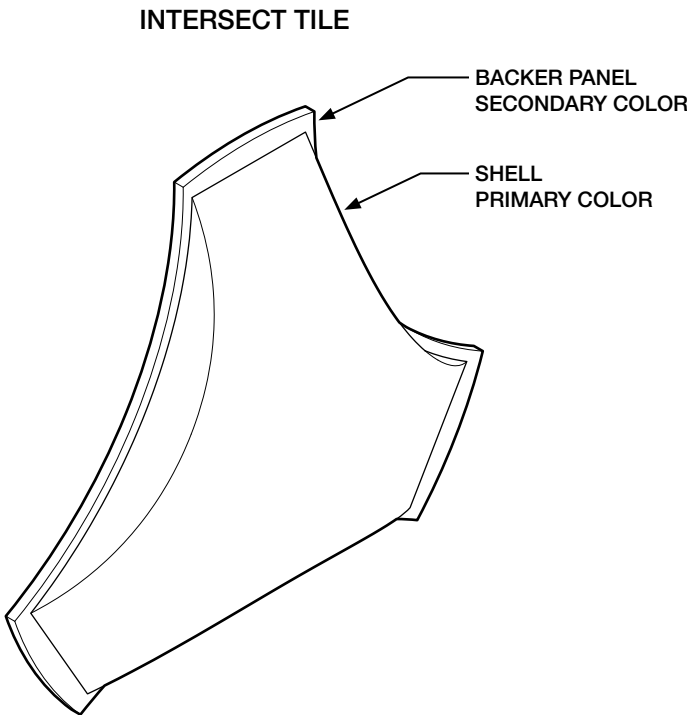
Intersect Tile	18.5"W x 16.25"H x 2.125"D
Carved Tile	18.5"W x 16.25"H x 9mm D
	See our Typical Layouts & Layout Considerations pages for more information on tiles.

Connection Options

Standard Connection	Adhesive backing by Turf
Connection By Others	Construction adhesive
	Tiles can be installed with construction grade adhesive specified by the contractor.

Color

9mm Palette	Intersect can be specified in any of our 9mm felt colors or textures.
-------------	---



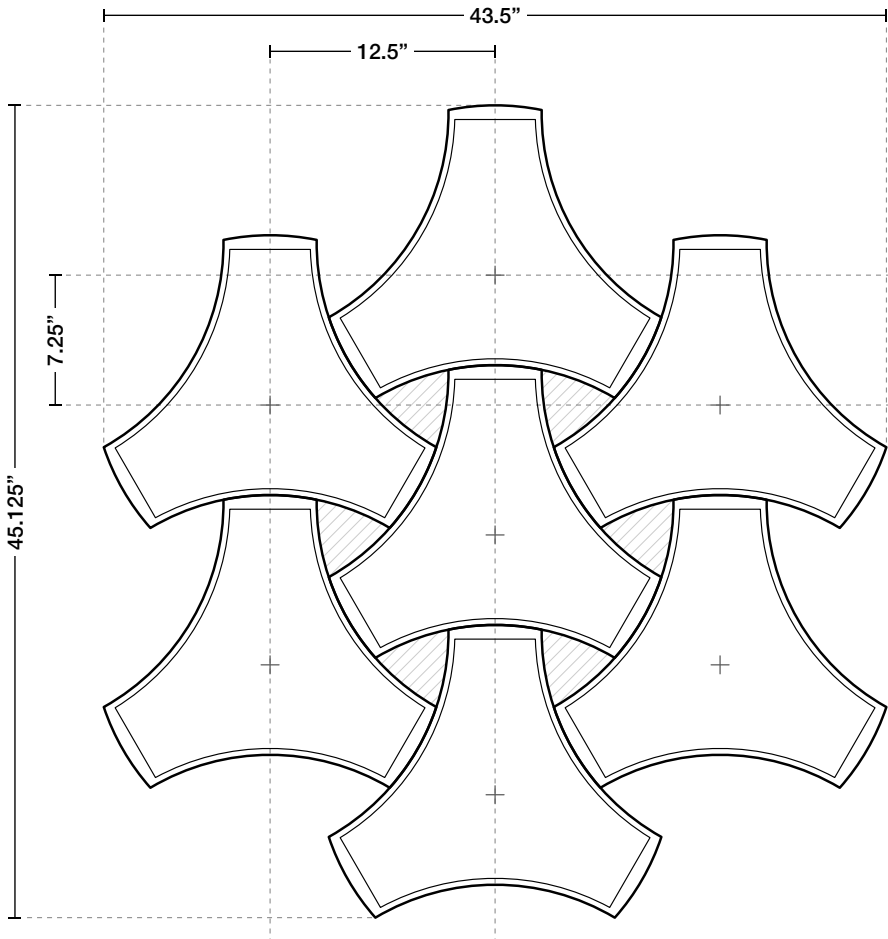
Typical Layouts

Weave Tiles nest against each other in this high-density configuration. Tiles can be rotated off-axis in 30 degree increments for additional variety.

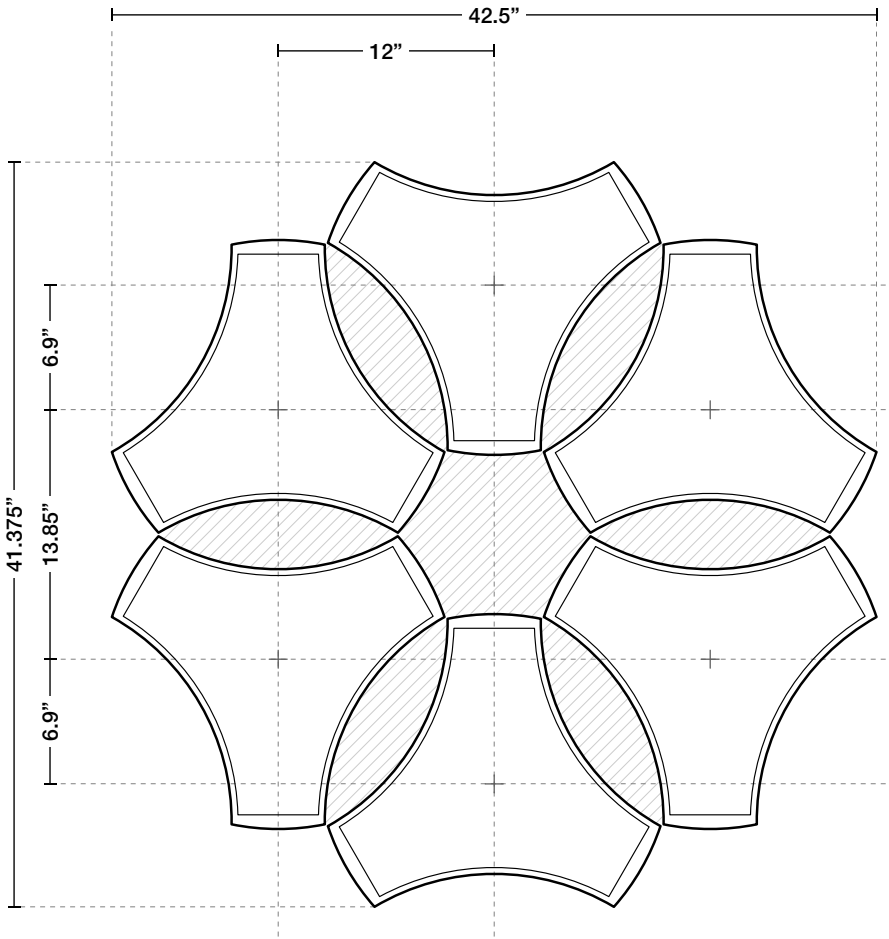
Floret Alternating orientations of the tile allow the points to meet.

Optional Infill All Intersect layouts can include optional 9mm infill between tiles.

WEAVE



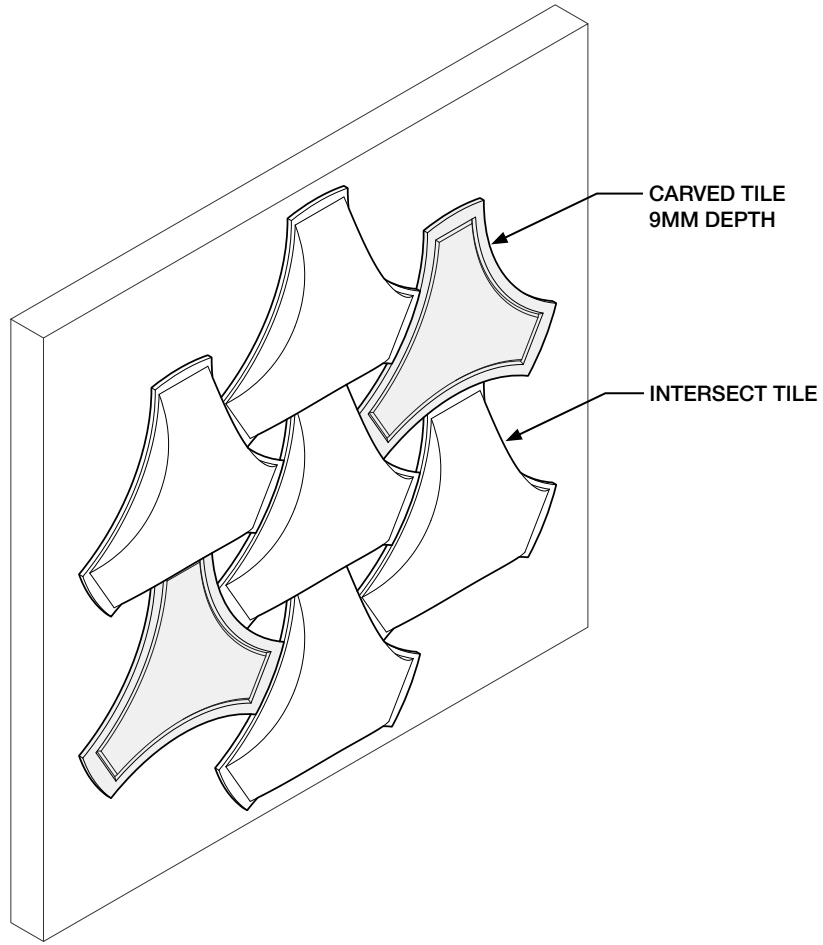
FLORET



Layout Considerations

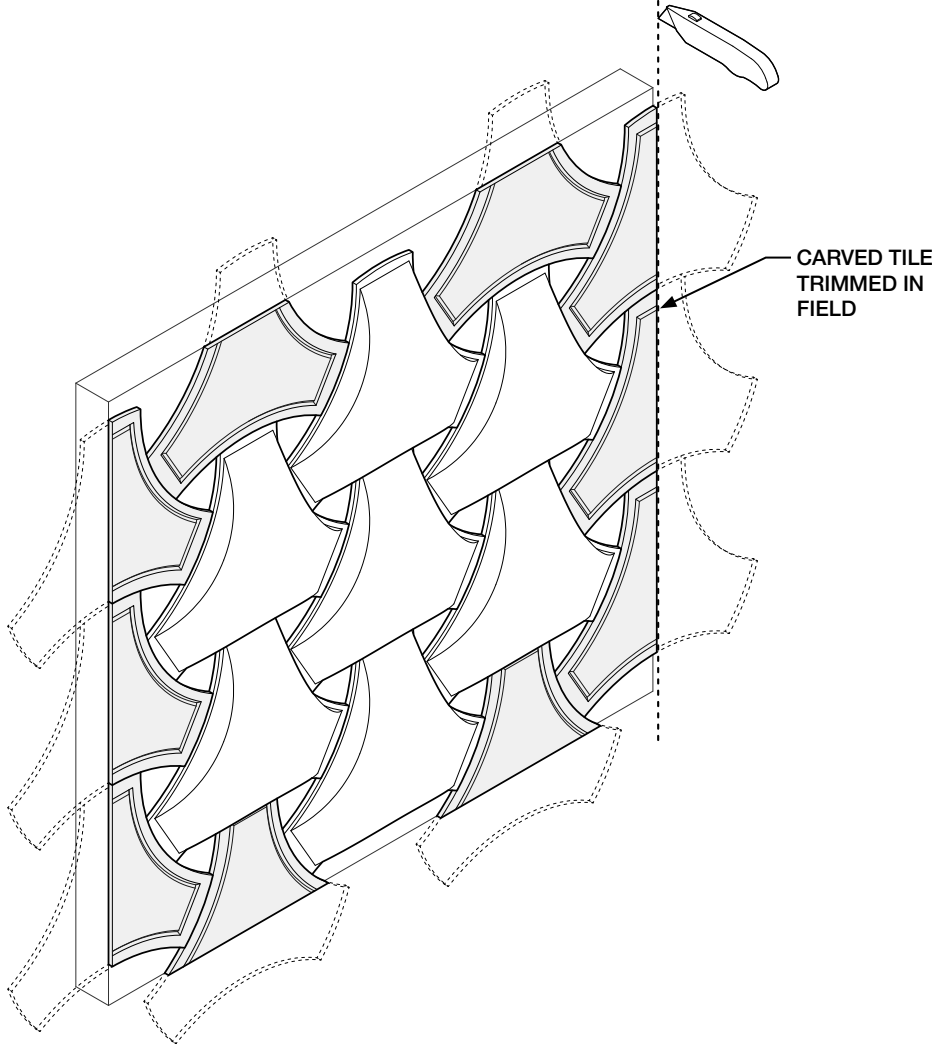
Mix & Match

Pair Intersect tiles with a custom carved tile to explore patterns with varying depths and acoustic performance.



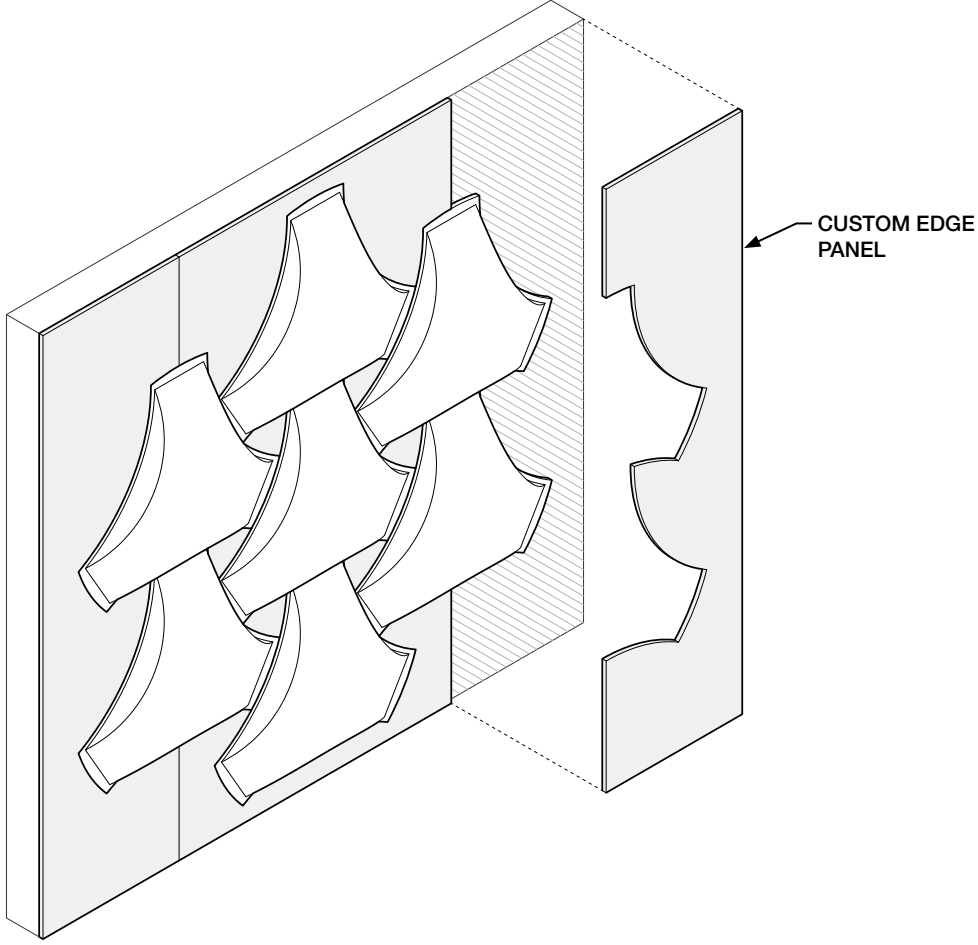
Full Bleed

Carved tiles can be used to carry the profile to the edge of your wall surface. These tiles can be trimmed in field.



Infill Panel

Full infill panels can be used to cover the wall surface and provide a finished look to your project.



Installation & Field Trim Guide

Intersect is designed for a quick and easily install — just follow this simple guide. Although Intersect tiles cannot be trimmed in field, Turf can supply carved tiles that can help fit your layout as required.

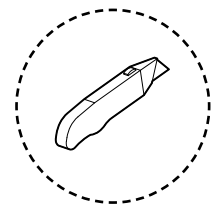
This guide shows Intersect with Turf applied adhesive backing. Alternatively tiles can be installed with construction grade adhesive specified by the contractor.

Please note, prep the wall surface before application. Clean the surface of any dust or loose debris, making sure the surface is dry before application.

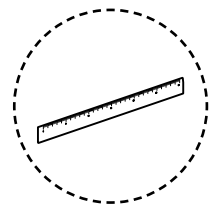
Follow the link below for more detailed information on adhering Turf products to walls.

[Turf Adhesives Guide](#)

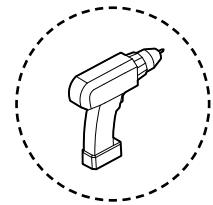
Tools Required



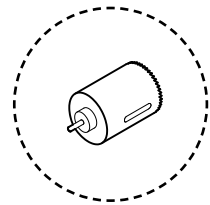
SHARP BLADE



STRAIGHT EDGE



DRILL



HOLE SAW

1 - ADHESIVE BACKING BY TURF

PEEL OFF ADHESIVE BACKING

ADHESIVE BACKING BY TURF

2 - MOUNT INTERSECT TO WALL

CHECK ALIGNMENT OF PATTERN BEFORE APPLICATION

APPLY GENEROUS PRESSURE ACROSS THE ENTIRE TILE TO ENSURE COMPLETE ADHESION TO THE SURFACE

3 - DO NOT TRIM INTERSECT TILES

WARNING
DO NOT TRIM INTERSECT TILES

CARVED TILES OR INFILL PANELS CAN BE TRIMMED IN FIELD, SEE LAYOUT CONSIDERATIONS PAGE FOR MORE INFORMATION

4 - TRIM CARVED TILES AS REQUIRED

TRIM CARVED TILES AS REQUIRED TO FIT SPACE

5 - TRIM CIRCULAR HOLES IN CARVED TILES AS REQUIRED

TO CUT CIRCULAR HOLES, TURF RECOMMENDS USING A HOLE SAW IN REVERSE FOR A CLEANER EDGE

Tech

Acoustics	ASTM E795: Type A
Fire Rating	ASTM E-84 – Class A
VOC	ASTM D5116 Compliant

Details

Lead Time	Check the Turf website for current lead times.
Warranty	Five (5) years
Maintenance	Vacuum to remove any particulate matter and air-borne debris or dust. Compressed air can be used to dust the material in difficult to reach areas for large assemblies. Contact us for more information relative to spot cleaning.
Attachments	Turf products are not designed to support the weight of other objects or fixtures.

Acoustic Rating

NRC = 0.75

Intersect Tiles arranged in a weave pattern with interior fill panels between tiles. NRC varies depending on field conditions and arrangement. Contact TURF for testing details.

Certifications

Declare.



Image by The Right Exposure



Image by CATK


9mm Colors

The 9 mm PET felt board is used as our primary construction material. Select one of our coordinating neutrals to blend in, or go for a contrasting element with one of our hues.

The process used to create PET felt often results in a heathered effect where multiple tones are present. Slight variations in color should be expected when using this sustainable material.

Felt Thickness
9mm +/-0.5 mm

Monitors and printers vary. Please request a material sample to verify felt colors.



9mm Textures

Invite nature into your space with our wood-inspired textures. Digital printing on felt ensures a unique and realistic grain with virtually no repeats.

There is an additional product cost for Wood Textures.

Please note there is additional lead time for custom matching. Texture and customization will incur additional costs beyond our standard 9mm options.

Felt Thickness
9mm +/-0.5 mm


Monitors and printers vary.
Please request a material sample to verify felt colors.



D01 WHITE ASH




D02 SILVER TEAK



D03 CLEAR MAPLE




D04 WASHED ASH




D05 MEDIUM OAK



D06 PLANKED OAK



D07 DARK WALNUT



D08 BLACK PEAR

9mm Stone Textures

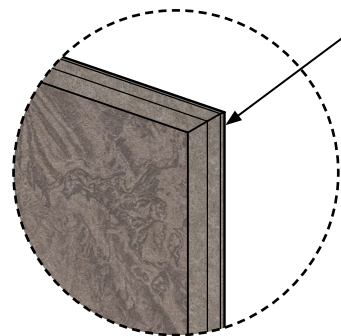
Inspired by nature, designed for felt. Our digitally printed Stone Textures capture the character and nuance of stone on top of a curated color collection from our Hues palette with virtually no repeats. The three patterns in this family each capture unique elements from the stones for which they are named.

There is an additional product cost for Stone Textures.

Turf has curated this collection to include only the best pattern and color combinations.

Felt Thickness
9mm +/-0.5 mm

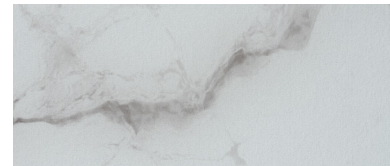
Monitors and printers vary.
Please request a material sample to verify felt colors.



Texture Edge Detail

Please note, all cut edges will reveal the base color of the felt if using a 9mm Stone Texture.

ST34 Granite used as an example above.



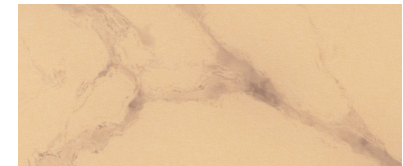
ST05 MARBLE



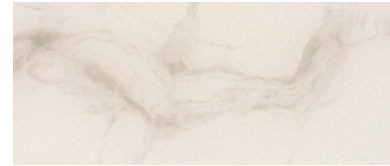
ST01 MARBLE




ST33 MARBLE



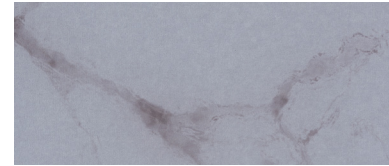
ST64 MARBLE



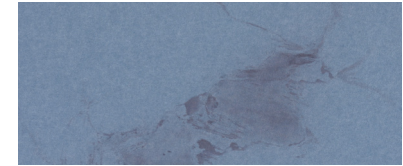
ST50 MARBLE




ST83 MARBLE



ST66 MARBLE



ST26 MARBLE



ST05 TRAVERTINE




ST01 TRAVERTINE



ST50 TRAVERTINE



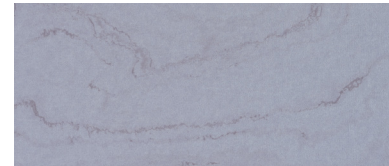
ST64 TRAVERTINE




ST17 TRAVERTINE




ST83 TRAVERTINE




ST66 TRAVERTINE




ST63 TRAVERTINE



ST18 TRAVERTINE



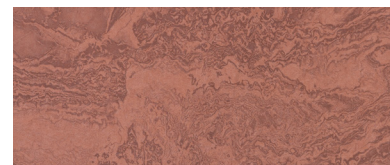
ST34 TRAVERTINE




ST11 TRAVERTINE



ST26 TRAVERTINE




ST17 GRANITE




ST34 GRANITE




ST11 GRANITE




ST63 GRANITE




ST18 GRANITE




ST35 GRANITE




ST10 GRANITE



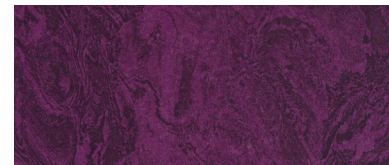
ST28 GRANITE



ST15 GRANITE



ST41 GRANITE



ST40 GRANITE

