

Wall Scape

Pillow

Quietly composed

Pillow introduces a softly reeded surface that plays with light and shadow across the wall. Gentle vertical forms create a calm, continuous rhythm, drawing the eye up and down while improving acoustic comfort. Offered in multiple pattern widths, the system can shift from intimate density to a more open expression — always tailored in appearance and quietly composed.



Image by Blaque

How To Specify

Key Information

Pillow can be configured in a variety of ways to suit your space. Consider these questions as you design your layout.

If shop drawings are required for your project, please follow steps 1 - 6.

Fast Track

If you're looking to expedite your project, this product is available as Turf Fast Track!

Using Fast Track, our standard lead time for shop drawings is eliminated allowing the project to move directly into production.

Please note: installation and seaming drawings are not included in this process.

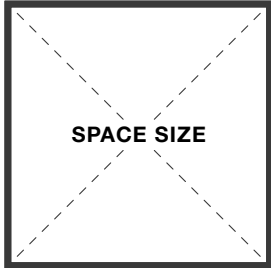
Turf recommends 10-15% additional panels to cover overage / attic stock.

Vertical & Horizontal Layout Types

Only vertical layouts are supported through Turf's Fast Track process.

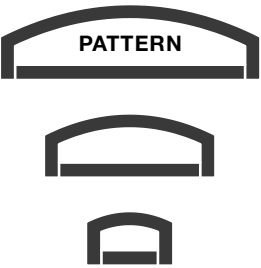
Turf recommends going through the shops process for any horizontal installs.

1



What are the dimensions of your space?


2



What pattern width fits your design?

PAGE 3


3



How will Pillow mount to the wall, z-clip by Turf or construction adhesive by others?

PAGE 3


4



Which direction does your layout run?

PAGE 4


5



Does your layout use a single pattern or mix multiple patterns?

PAGE 5


6



What is the color, grain or texture of the panels?

PAGE 9-12

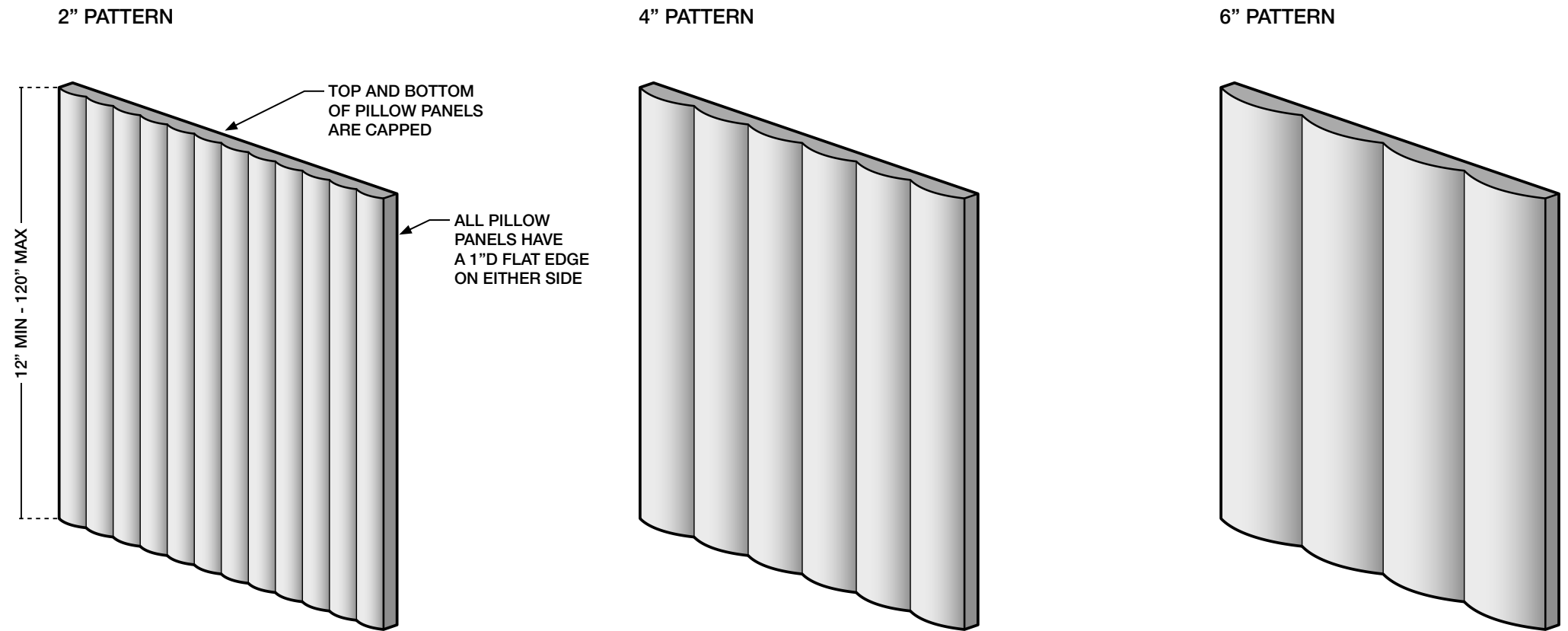
FAST TRACK



1. Do you need the 2", 4" or 6" pattern? Or did you want a Type Mix option?
2. 12" or 24" panel width?
3. What panel length between 12"-120"?
4. Z-clip connection by Turf, or construction adhesive by others?
5. What color are the panels?
6. Do you want to include any additional product for attic stock?

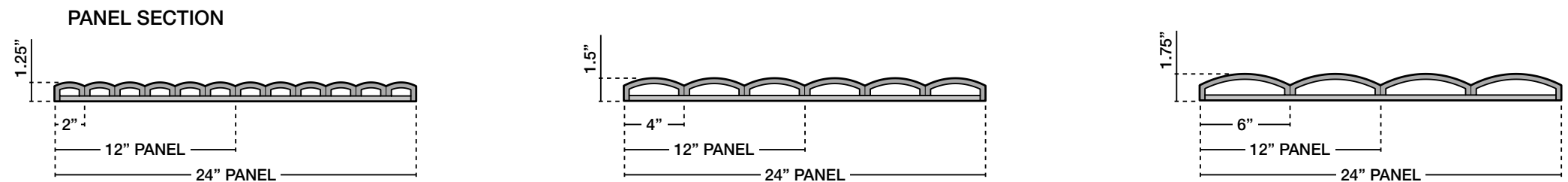
Dimensions

Variable Length	12"L Min - 120"L Max
Standard Panel Width	12"W, 24"W
Standard Patterns	2"W, 4"W, 6"W
	Pillow can be specified with more than one pattern type per panel. See the "Type Mix" page for more details.
2" Pattern Width	1.25"D
4" Pattern Width	1.5"D
6" Pattern Width	1.75"D
	Total depth from the wall will be an additional 0.25" if using the Z-Clip connection.



Connection Options

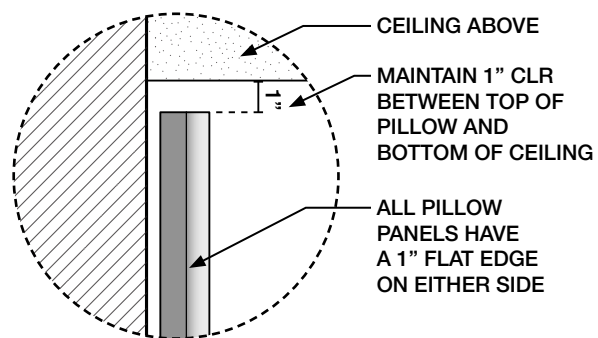
Standard Connection	Z-Clip
Connection By Others	Construction adhesive
	Pillow should be installed with construction grade adhesive specified by the contractor.



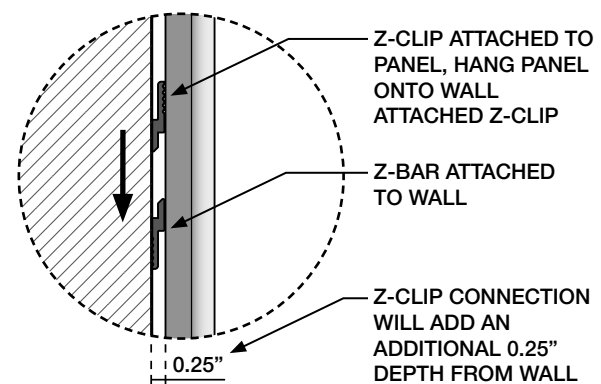
Color

9mm Palette	Pillow can be specified in any of our 9mm felt colors, grains or textures.
Color Match	Have another color in mind? Our UV printing process can match almost any hue.

CLEARANCE WALL DETAIL



Z-CLIP WALL DETAIL



ALL DIMENSIONS NOMINAL UNLESS NOTED OTHERWISE

Layout Types

Wall Scape

Choose from any panel width, then configure your layout. Lay panels top to bottom to create a vertical layout, or side to side for a continuous horizontal layout.


Z-Clips & Z-Rails

If using Turf's z-clip connection, every panel requires two rows of z-clips in a horizontal layout. This may result in significantly more z-rail to be mounted by installer compared to a vertical layout.

Cushion Coordination

Review our companion product Cushion for a similar aesthetic. Both Pillow and Cushion can be combined to create a completely unique look for your space.


turf.design/products/cushion



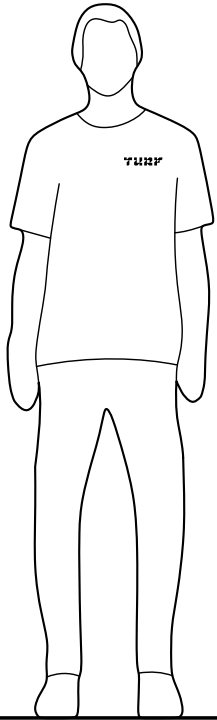
VERTICAL LAYOUT



HORIZONTAL LAYOUT



PILLOW AND CUSHION COORDINATION



ALL LAYOUT TYPES ARE COMPATIBLE WITH ANY PILLOW PATTERN WIDTH



Type Mix

Mix Options

Turf offers a variety of preconfigured panels that mix our standard profile widths together to create unique patterns.

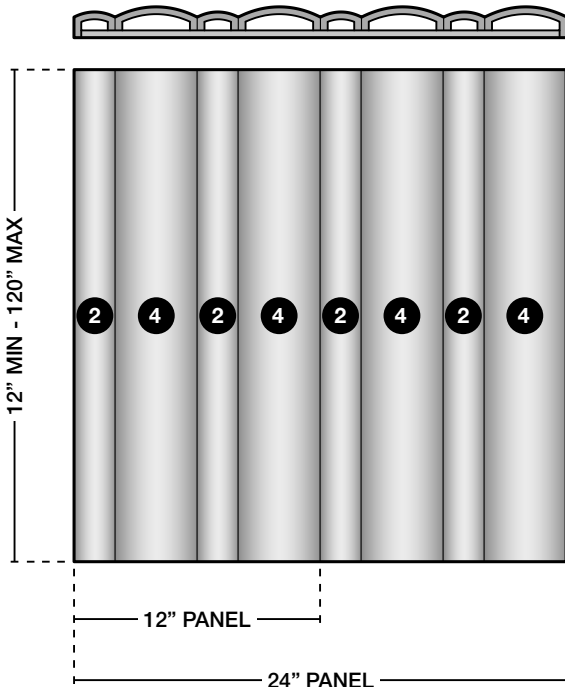
Each pattern is designed to give your space a striking texture.

Custom Patterns

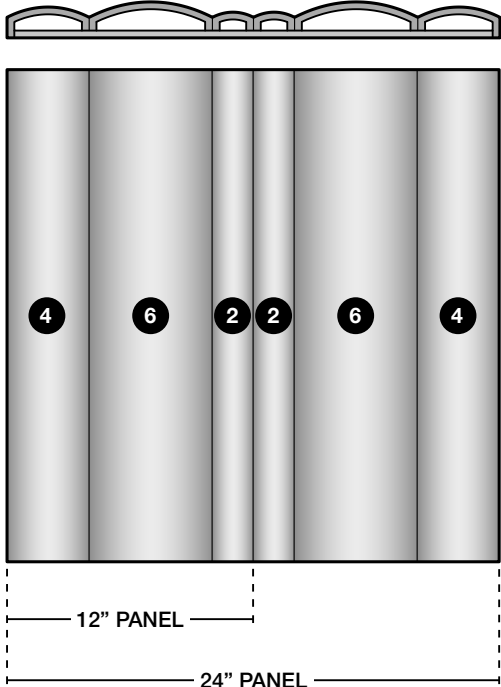
Interested in a custom pattern? Reach out to our design team with your idea.

Pillow panels can only be specified at 12" or 24" widths. While specifying a custom type mix layout, be mindful of profile widths.

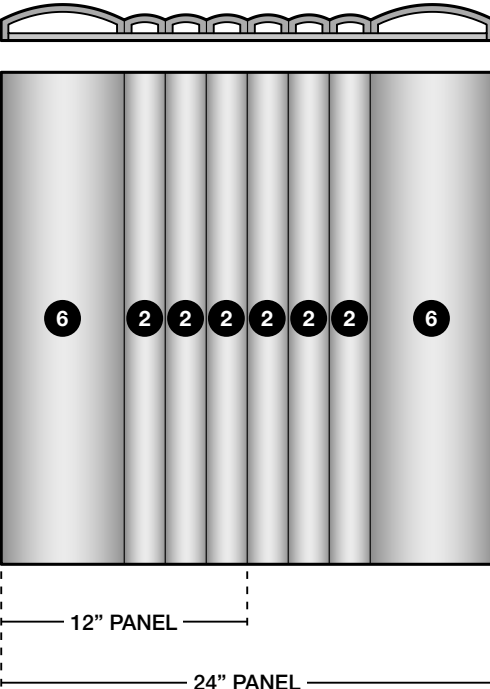
STACCATO



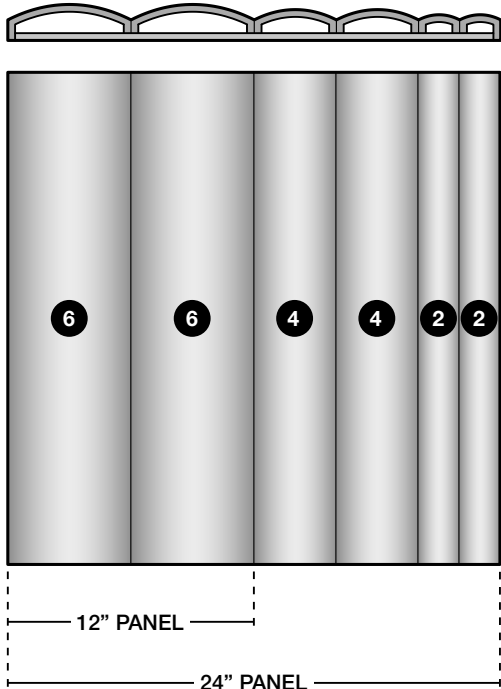
STRIATION



VALLEY



GRADIENT

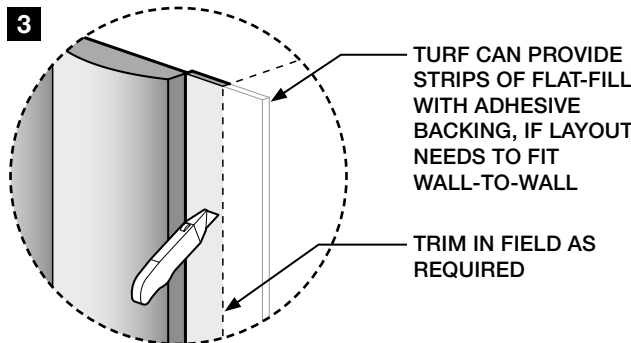
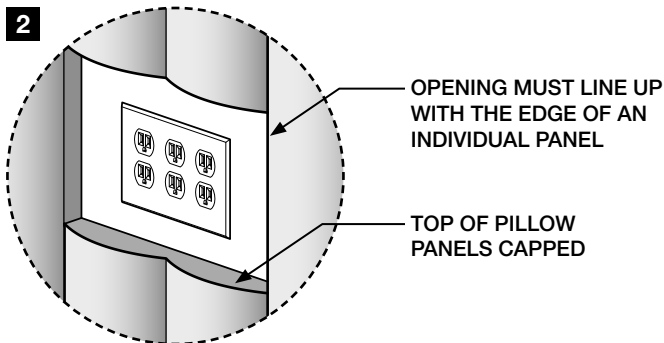
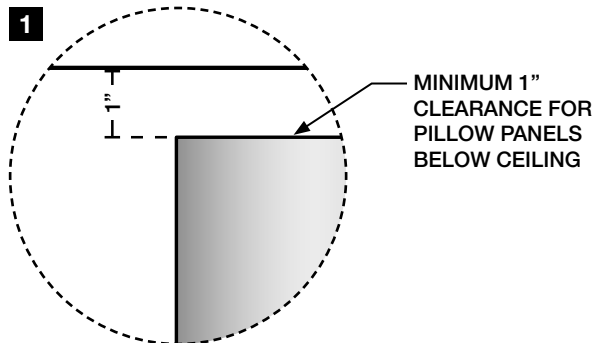


Layout Considerations

Clearance

1" clearance at the top of panels is factored into all Pillow layouts by our design team.

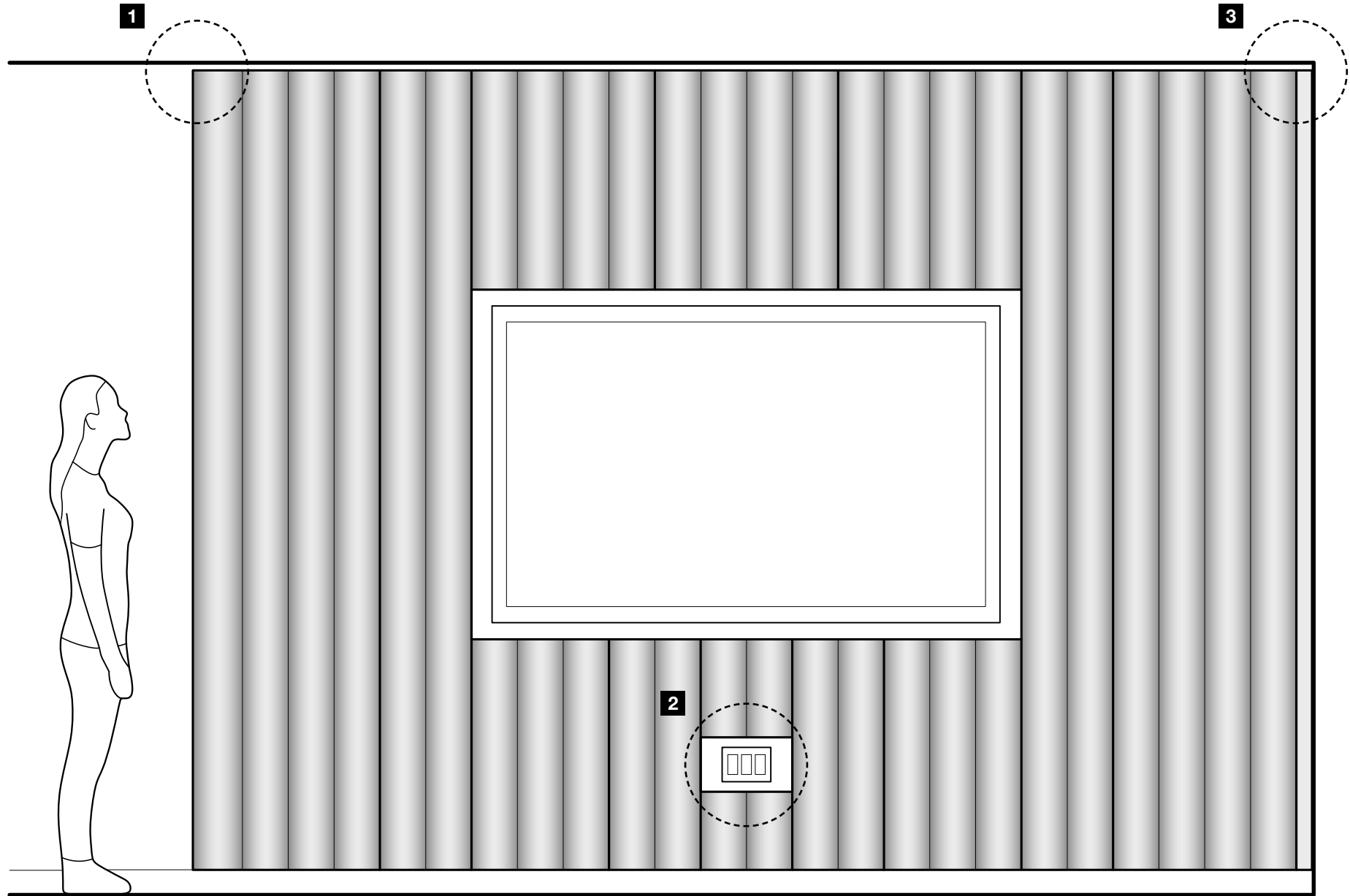
This clearance allows installers to lift z-clips up-and-over during the installation process.



Equipment Coordination

Using verified field dimensions, Turf's design team can provide breaks in the Pillow layout to coordinate with equipment and obstructions.

These details must be provided ahead of the Record Set issuance process—panels are hollow and cannot be trimmed on site.



Wall-To-Wall Layout

Turf can provide additional, trimmable flat-fill with adhesive backing to help fit panels for wall-to-wall layouts.

The 9mm felt backing will match the color of the Pillow layout, unless noted.

COORDINATED ELEVATION EXAMPLE, 6" PATTERN SHOWN



Installation & Trim Guide

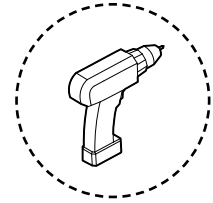
Pillow is designed for a quick and easily installation onto the wall, and can accommodate trimming in field — just follow this simple guide.

If you're using a standard z-clip connection, Turf installs 2" z-clips on the back of each Pillow with additional runs of z-clips for mounting use by the installer.

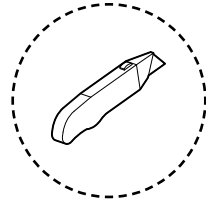
Pillow can also be requested without any additional connection hardware. Pillow can be installed with construction grade adhesive specified by the contractor.

The installation instructions included are for a typical z-clip installation.

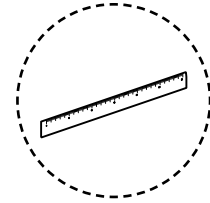
Tools Required



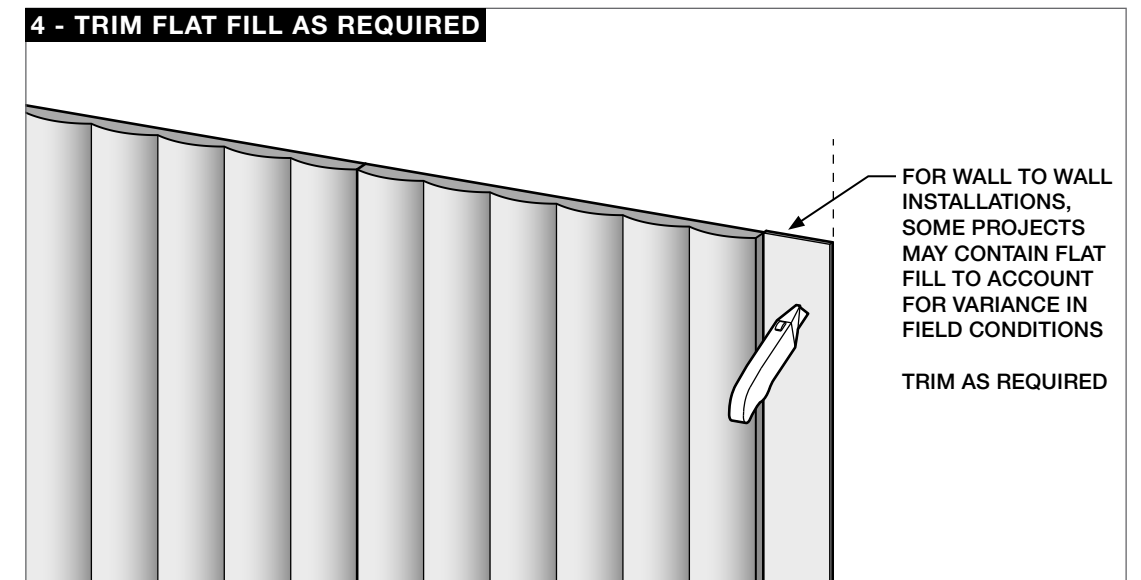
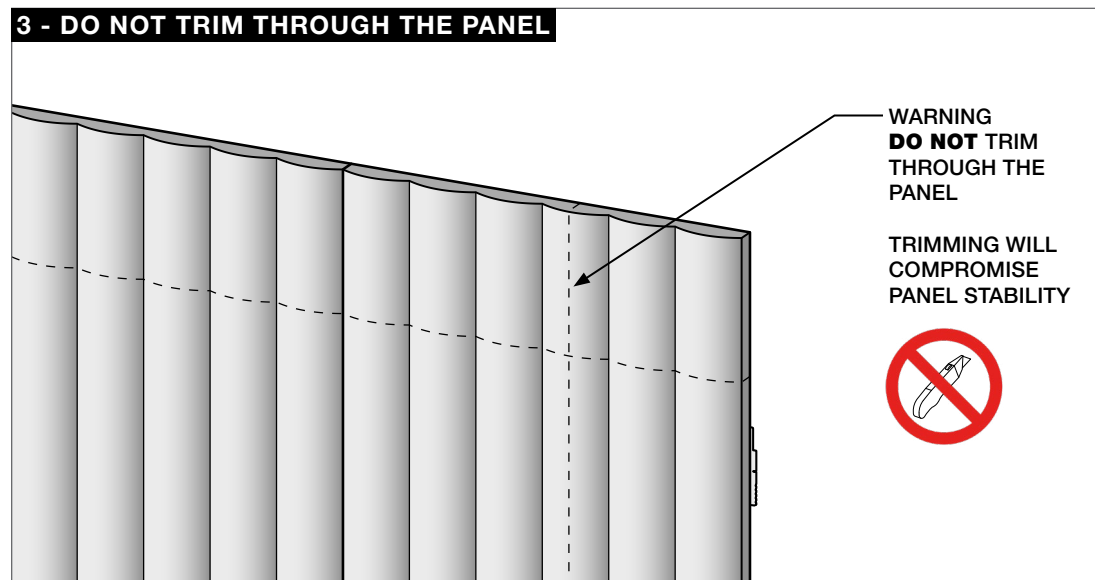
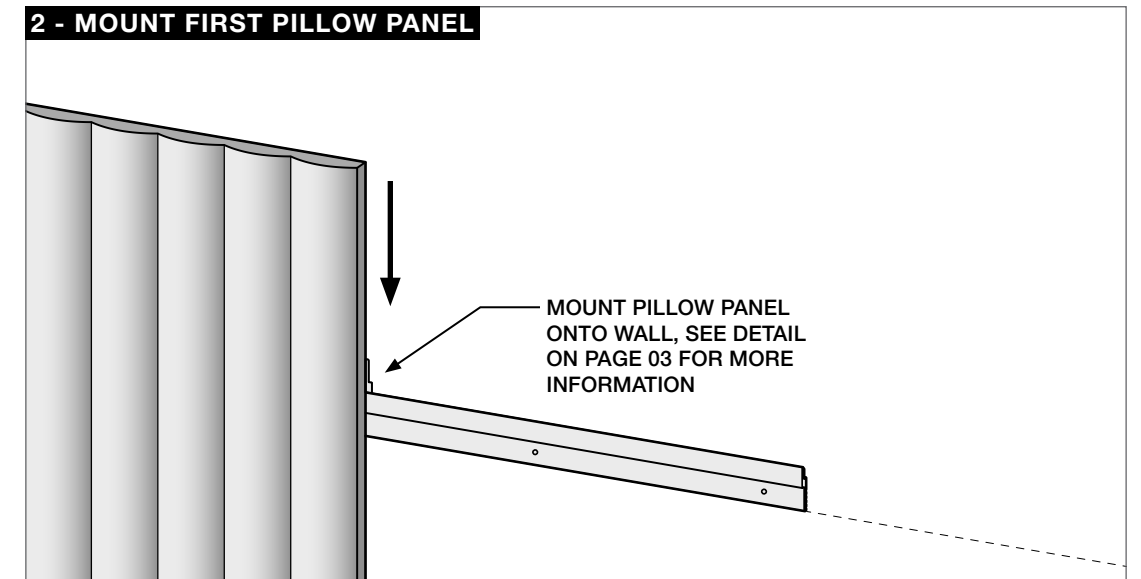
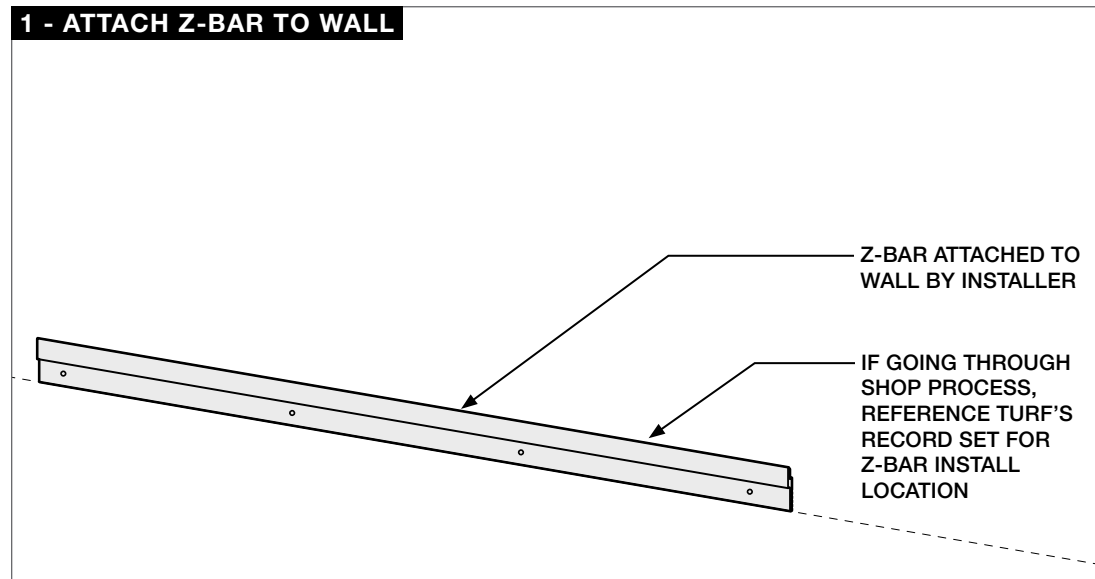
DRILL



SHARP BLADE



STRAIGHT EDGE



Tech

Acoustics	ASTM C423-17: Type A Mounting
Fire Rating	ASTM E-84 – Class A
VOC	ASTM D5116 Compliant

Details

Lead Time	Check the Turf website for current lead times.
Warranty	Five (5) years
Maintenance	Vacuum to remove any particulate matter and air-borne debris or dust. Compressed air can be used to dust the material in difficult to reach areas for large assemblies. Contact us for more information relative to spot cleaning.
Weight	Turf products cannot support the weight of any other items in field.
Trademarks	Turf®, FeltLock™, GridLock™, T™ are trademarks of Turf Design, Inc. and/or its affiliates © 2025 Turf Design Inc. Printed in the United States of America
Intellectual Property	This product may be the subject of one or more patents or pending patent applications. For related patent information https://turf.design/ip

Acoustic Rating

2" Pattern	NRC = 0.9
6" Pattern	NRC = 0.8


The ratings above describe an array of Reed panels. Final Pillow results coming Q3 2026.

Certifications

Declare.



Image by Imperfet*



Photograph by Kendall McCaugherty, Hall+Merrick+McCaugherty

9mm Colors

Our expanded 9mm Hues palette has been updated to include 42 colors.

The 9mm PET felt board is used as our primary construction material. Select one of our coordinating neutrals to blend in, or go for a contrasting element with one of our hues.

The process used to create PET felt often results in a heathered effect where multiple tones are present. Slight variations in color should be expected when using this sustainable material.

Felt Thickness
9mm +/-0.5 mm

Monitors and printers vary.
Please request a material sample to verify felt colors.



9mm Wood Grains

Invite nature into your space with our wood-inspired grains. Digital printing on felt ensures a unique and realistic grain with virtually no repeats.

There is an additional product cost for Wood Grains.


Please note there is additional lead time for custom matching. Grain customization will incur additional costs beyond our standard 9mm options.

Felt Thickness
9mm +/-0.5 mm

Monitors and printers vary.
Please request a material sample to verify felt colors.



D01 WHITE ASH




D02 SILVER TEAK




D03 CLEAR MAPLE




D04 WASHED ASH



D05 MEDIUM OAK



D06 PLANKED OAK



D07 DARK WALNUT



D08 BLACK PEAR

9mm Wood Textures

Designed for those who go against the grain. Our digitally printed Wood Textures are inspired by wood veneer cuts and are designed to work with all 42 of our Hues. Flat, Rift and Rotary each represent a unique aesthetic that gives you range in your designs.

There is an additional product cost for Wood Textures.

Felt Thickness
9mm +/-0.5 mm

Visualization

Our Wood Textures are available on all of our 42 Hues. Select a texture and felt color, and let Turf do the rest. Please visit the Turf website for more examples and visualizations.

turf.design/colors

07 Black is the only substrate color that uses white ink when printing the texture.

Monitors and printers vary. Please request a material sample to verify felt colors.

How To Specify

Select Color Number

Choose from the entire 9mm color line


W T 0 0

Select Texture Name


Flat
Rift
Rotary

X X X X X X


WOOD TEXTURE



FLAT




RIFT



ROTARY

ALL COLORS AVAILABLE



* 07 Black is the only substrate color that uses white ink when printing the texture



9mm Stone Textures

Inspired by nature, designed for felt. Our digitally printed Stone Textures capture the character and nuance of stone on top of a curated color collection from our Hues palette with virtually no repeats. The three patterns in this family capture unique elements from the stones for which they are named.

There is an additional product cost for Stone Textures.

Turf has curated this collection to include only the best pattern and color combinations.

Felt Thickness
9mm +/-0.5 mm

Visualization

Our Stone Textures are available on a curated portion of the Hues collection. Select a texture and felt color, and let Turf do the rest. Please visit the Turf website for more examples and visualizations.

turf.design/colors

Monitors and printers vary. Please request a material sample to verify felt colors.

How To Specify

Select Color Number

Choose from the available color list

S T 0 0

Select Texture Name

Travertine
Granite
Marble

X X X X X X X X X X X

STONE TEXTURE



TRAVERTINE





GRANITE



MARBLE

AVAILABLE COLORS



* 07 Black is the only substrate color that uses white ink when printing the texture

