

Folded Wall Tile

Hex

Elevate every angle

Looking good from every angle, Hex opens the axis of acoustic design. This three-dimensional folded tile is lauded for its signature six-pointed look and elevated acoustic performance.



Image by xxxxxxxxxxxx

How To Specify

Key Information

Hex can cluster through your space in a variety of ways. Consider these questions as you design your layout.

If shop drawings are required for your project, please follow steps 1 - 4.

Quick Ship

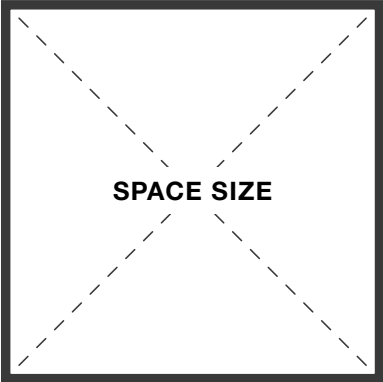
If you're looking to expedite your project, this product is available as Turf Quick Ship!

Using Quick Ship, our standard lead time for shop drawings is eliminated allowing the project to move directly into production.

Please note, installation and seaming drawings are not included in this process.

Turf recommends 10-15% additional tiles to cover overage / attic stock.

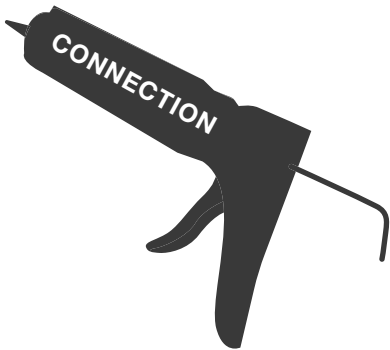
1



SPACE SIZE

What are the dimensions of the space?

2




CONNECTION

Will Hex need adhesive backing or non-adhesive?

PAGE 3

3

LAYOUT




LAYOUT

What is the proposed layout?

PAGE 3

4



COLOR

What is the color or texture?

PAGE 6-7



QUICK SHIP

1. Do you want adhesive backing by Turf, or construction adhesive by others?
2. What is the color of the tiles?
3. How many tiles do you need?
4. Do you need any Hive tiles to coordinate with your design?
5. Do you want to include any additional product for overage or attic stock?

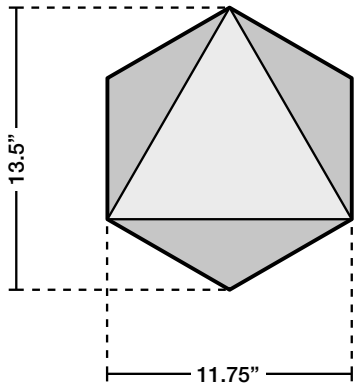
Dimensions

Standard Tiles 11.75"W x 13.5"L x 2.25"D

Connection Options

Connection By Others Construction adhesive
Tiles can be installed with construction grade adhesive specified by the contractor.

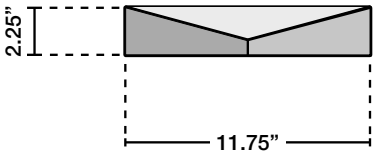
HEX TILE



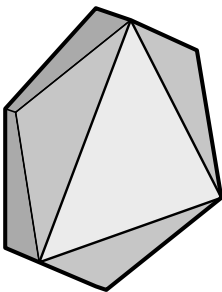
TOP



BOTTOM



PERSPECTIVE




Color

9mm Palette Hex can be specified in any of our 9mm felt colors or textures.

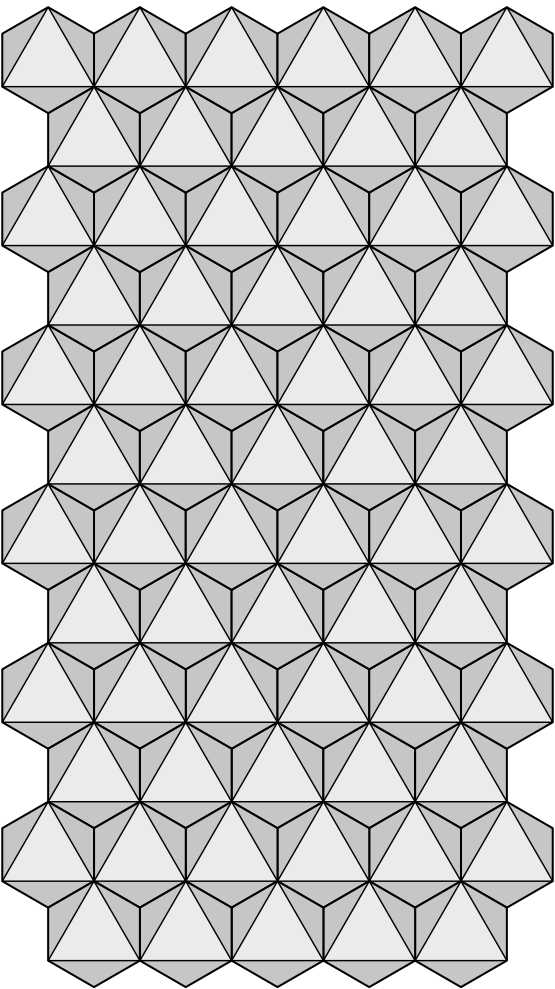
Typical Layouts

Horizontal Hexagon forms sit side by side, running horizontally, in Hex's Horizontal layout.
Vertical Hexagon forms sit side by side, running vertically, in Hex's Vertical layout.
Combination Combine Hex and Hive tiles to create a 3D apiary effect in Hex's Combination layout.
See Hive cut sheet on Turf's website for detailed information.

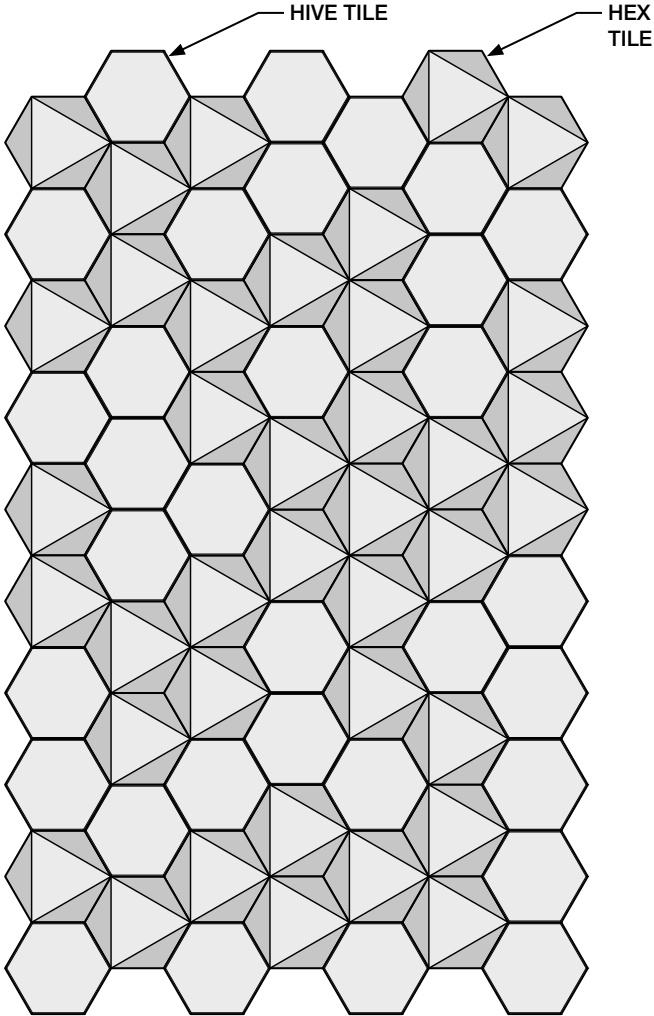
HORIZONTAL



VERTICAL



COMBINATION



ALL DIMENSIONS NOMINAL UNLESS NOTED OTHERWISE



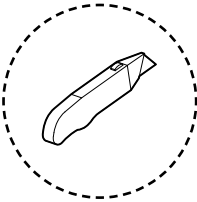
Installation & Field Trim Guide

Hex is designed for a quick and easily install, and can accommodate trimming in field — just follow this simple guide.

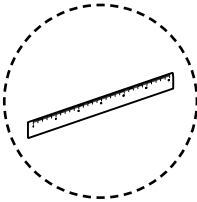
Hex can be installed with construction grade adhesive specified by the contractor.

Please note, prep the wall surface before application. Clean the surface of any dust or loose debris, making sure the surface is dry before application.

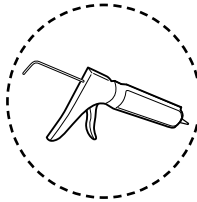
Tools Required



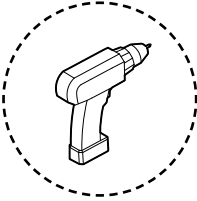
SHARP BLADE



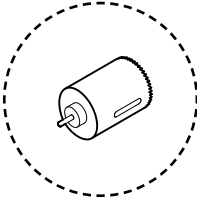
STRAIGHT
EDGE



CONSTRUCTION
ADHESIVE

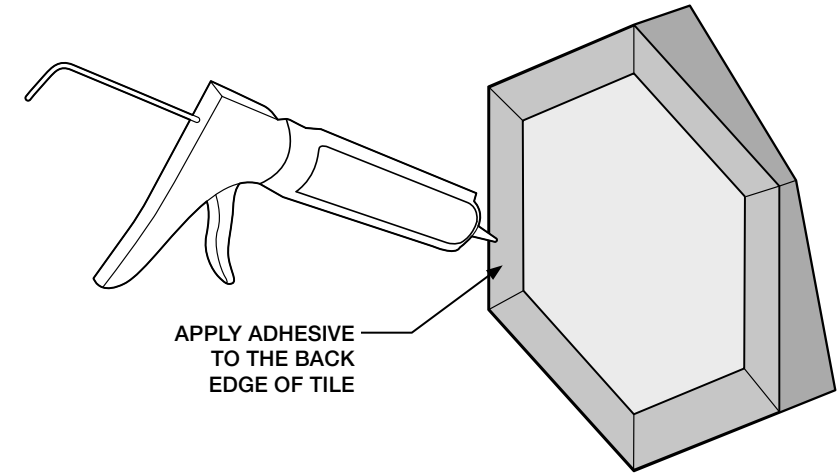


DRILL



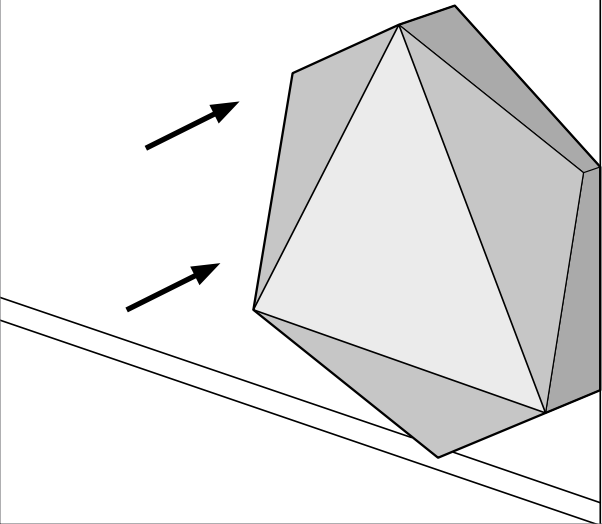
HOLE SAW

1 - ADHESIVE BY OTHERS



APPLY ADHESIVE
TO THE BACK
EDGE OF TILE

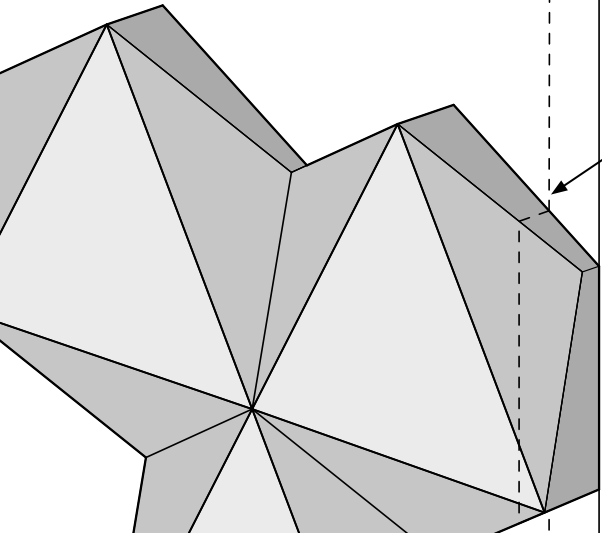
2 - MOUNT HEX TO WALL



CHECK ALIGNMENT
OF PATTERN BEFORE
APPLICATION

APPLY GENEROUS
PRESSURE ACROSS THE
ENTIRE TILE TO ENSURE
COMPLETE ADHESION
TO THE SURFACE

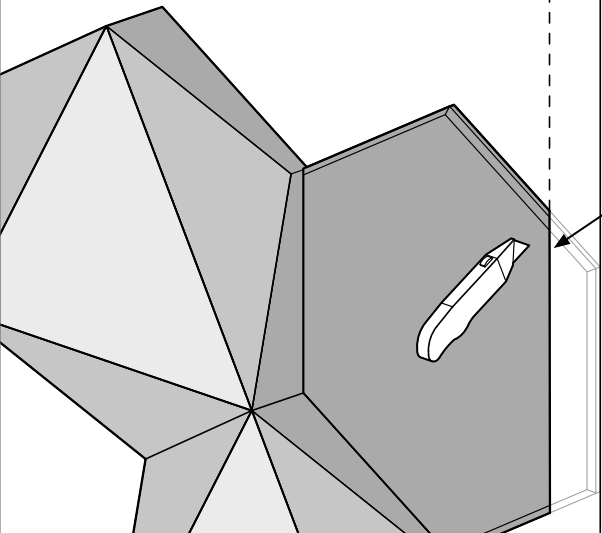
3 - DO NOT TRIM HEX TILES



WARNING
HEX TILES ARE **NOT**
TRIMMABLE IN FIELD



4 - TRIM HIVE TILES AS REQUIRED



HEX TILES ARE
HOLLOW INSIDE, TURF
RECOMMENDS USING
HIVE TILES WITH YOUR
LAYOUT IN ORDER TO
TRIM TILES TO FIT IN
FIELD

TO CUT CIRCULAR
HOLES, TURF
RECOMMENDS USING A
HOLE SAW IN REVERSE
FOR A CLEANER EDGE

Tech

Acoustics	ASTM C423-17: Type A
Fire Rating	ASTM E-84 – Class A
VOC	ASTM D5116 Compliant

Details

Lead Time	Check the Turf website for current lead times.
Warranty	Five (5) years
Maintenance	Vacuum to remove any particulate matter and air-borne debris or dust. Compressed air can be used to dust the material in difficult to reach areas for large assemblies. Contact us for more information relative to spot cleaning.
Weight	Turf products cannot support the weight of any other items in field.

Acoustic Rating

NRC = 0.9

NRC varies depending on field conditions and arrangement. Contact TURF for testing details.

Certifications



Photograph by Robertson Photography



Photograph by The Right Exposure



9mm Colors

Introducing Hues, our new 9mm color palette designed for the senses.

The 9mm PET felt board is used as our primary construction material. Select one of our coordinating neutrals to blend in, or go for a contrasting element with one of our hues.

The process used to create PET felt often results in a heathered effect where multiple tones are present. Slight variations in color should be expected when using this sustainable material.

Felt Thickness
9mm +/-0.5 mm

Monitors and printers vary. Please request a material sample to verify felt colors.



10 TOPO GREEN



12 GRASSHOPPER



11 CELADON



63 SAFFLOWER



64 PLANTAIN



43 ORANGE CRUSH



18 ULTISOL



17 BLUSH



23 RED



15 MERLOT



50 IVORY



33 LUMINARY



83 HOLLAND OATS



82 BARLEY



34 TONAL TAUPE



35 BARK



28 INDIGO



30 CYAN



24 ROYAL BLUE



31 AZURE



27 JEAN JACKET



26 FADED DENIM



40 MAGENTA



41 DRIED LAVENDER



66 PEWTER



05 WHITE



01 CREAM



04 LIGHT GREY



98 STORM



09 DAMASCUS



06 CHARCOAL



07 BLACK



9mm Textures

Invite nature into your space with our wood-inspired textures. Digital printing on felt ensures a unique and realistic grain with virtually no repeats.

There is an additional product cost for Wood Textures.

Please note there is additional lead time for custom matching. Texture and customization will incur additional costs beyond our standard 9mm options.

Felt Thickness
9mm +/-0.5 mm

Monitors and printers vary.
Please request a material sample to verify felt colors.



D01 WHITE ASH



D02 SILVER TEAK



D03 CLEAR MAPLE



D04 WASHED ASH



D05 MEDIUM OAK



D06 PLANKED OAK



D07 DARK WALNUT



D08 BLACK PEAR