

Wall Scape

Carrara

Stonewall sound

Majestic marble, smooth sound.
Mirroring the look of veined stone's
sinuous lines, Carrara offers four panel
types, numerous color combinations,
and an option to create something
distinct. Sculptural, sound-stopping wall
options abound.



Photo by Kendall McCaugherty, Hall+Merrick+McCaugherty

How To Specify

Key Information

Carrara can carve its way into your space in a variety of ways. Consider these questions as you design your layout.

If shop drawings are required for your project, please follow steps 1 - 5.

Fast Track

If you're looking to expedite your project, this product is available as Turf Fast Track!

Using Fast Track, our standard lead time for shop drawings is eliminated allowing the project to move directly into production.

Please note, installation and layout drawings are not included in this process.

Turf recommends an additional 10-15% additional panels to cover overage / attic stock.

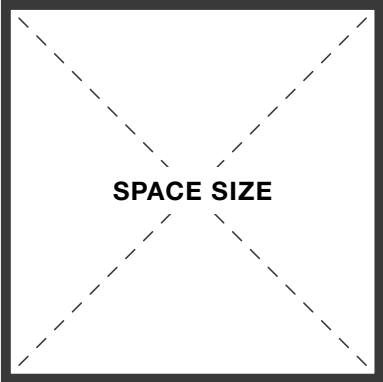
Continuous Match

Continuous Match must go through the Turf Design Team, and is not available as an option for Fast Track. See details on page 9 for more information.

Stone Textures

Carrara projects that use our new Stone Textures are not available for Fast Track. Turf's design team can help guide you through these use cases.

1




SPACE SIZE

What are the dimensions of the space?

PAGE 4

2

PANEL TYPE




What panel types do you need?

PAGE 4

3

LAYOUT TYPE



What is the proposed layout?
Book, Slip, Reverse Slip or Aesthetic?

PAGE 5-8

4

CONTINUOUS MATCH




Are you looking for a Continuous Match?

*This option cannot be Fast Tracked

PAGE 9

5



COLOR

What is the color of the front panel? (Primary)
What is the color of the back panel? (Secondary)

PAGE 11-13



FAST TRACK

1. Which panel types do you need?
2. How many of each panel do you need?
3. What is the primary & secondary color?
4. Do you want to include any additional product for overage or attic stock?



Dimensions

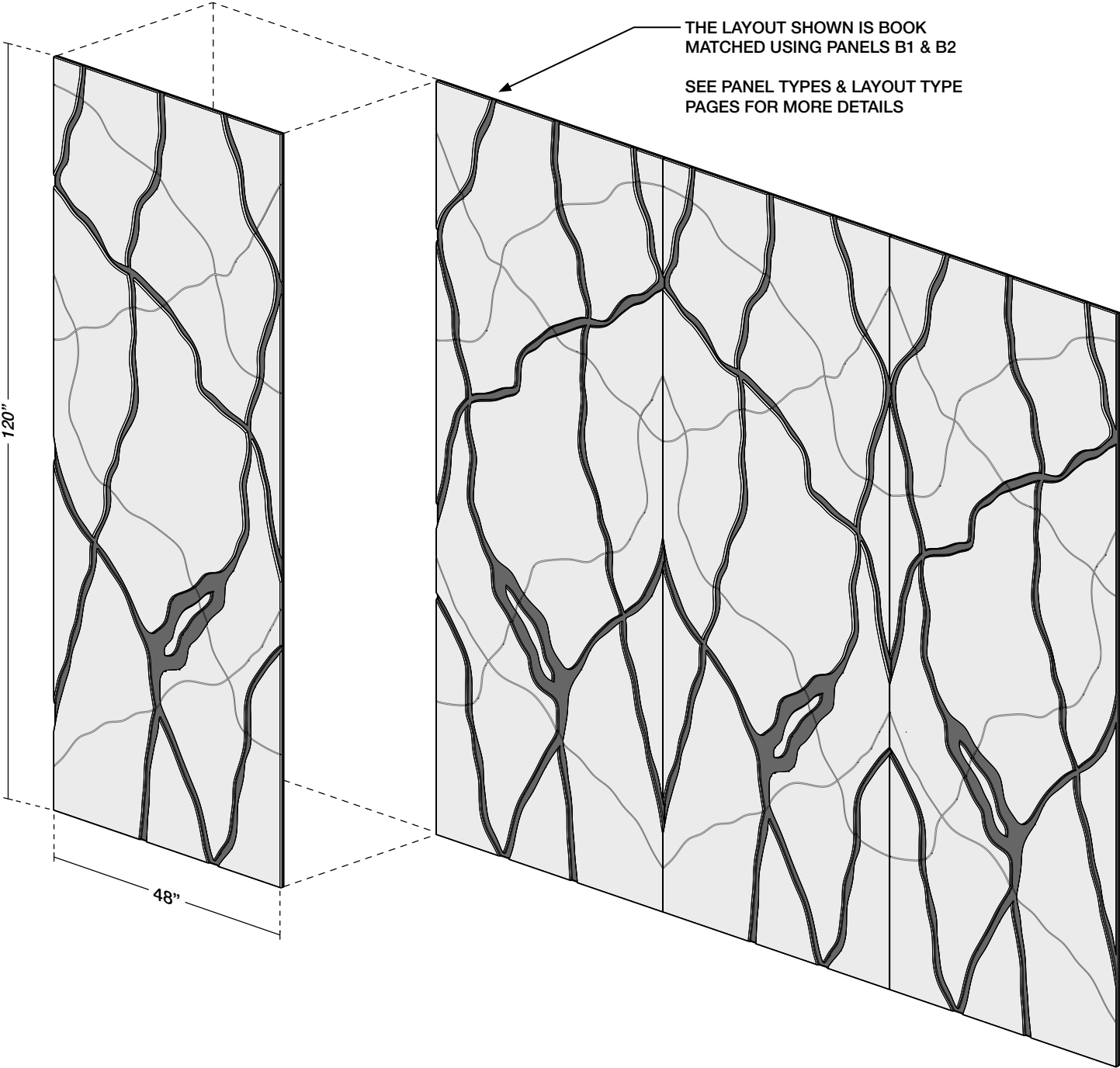
Standard Panel Size	48"W x 120"L x 18mm D
Panel Types	A1, A2, B1, B2, C1, C2, D1, D2
	See our Panel Types page for more information.
Layout Types	Book Match Slip Match Reverse Slip Match Aesthetic Match
Continuous Match	Please note, Continuous matching is a unique process that doesn't use standard panels. See the "Layout Type - Continuous Match" page for more details.

Connection Options

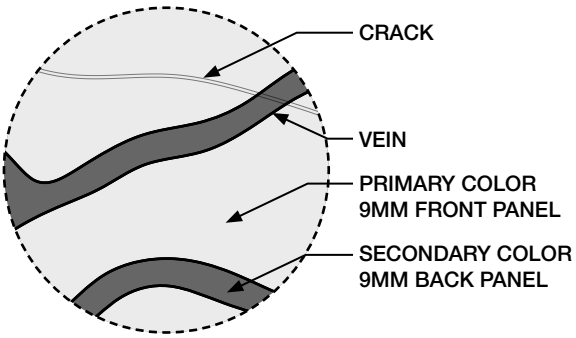
Connection By Others	Construction adhesive
	Panels should be installed with construction grade adhesive specified by the contractor.

Color

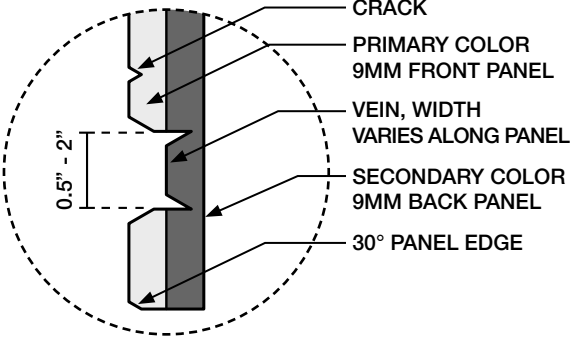
9mm Palette	Any of our 9mm felt colors or Stone Textures can be used for Carrara.
	See the Color Starting Points page to help generate some ideas for color pairings.



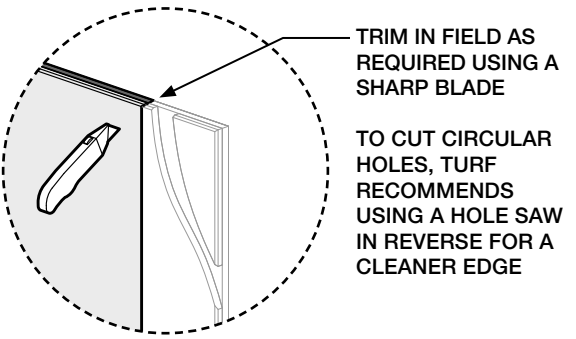
ELEVATION DETAIL



SECTION DETAIL



FIELD TRIM DETAIL



ALL DIMENSIONS NOMINAL UNLESS NOTED OTHERWISE



Panel Types

Carrara Panels

Each panel offers a unique combination of vein carves, density, and orientation.

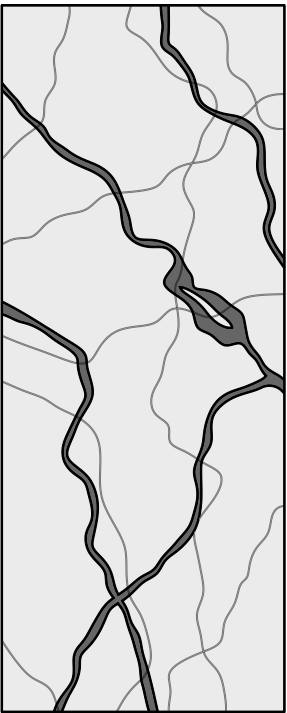
The following pages offer a complete guide to the layout options available.

Panel Direction

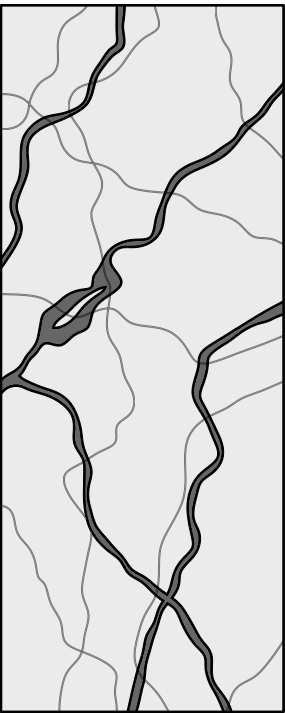
All panels can be rotated to create a variety of layout options. If the black arrow next to the panel name points down, the panel is rotated.

Mirrored Panels

All panels have a “2” version mirrored along the vertical axis. It can be used for Book Matching and other layout types, see the following pages for more detail.



PANEL A1 ▲



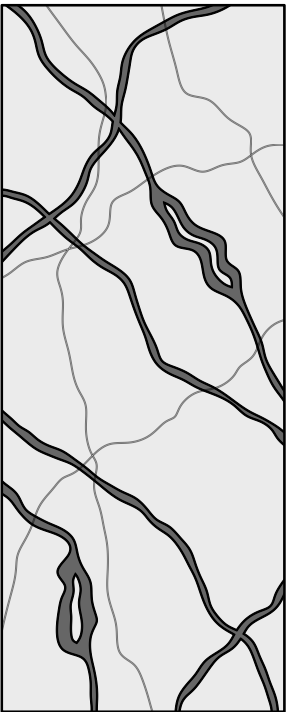
PANEL A2 ▲



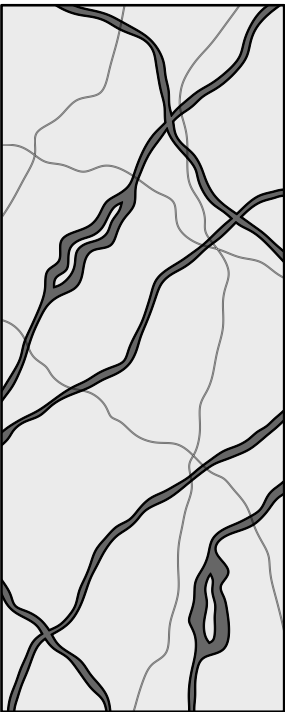
PANEL B1 ▲



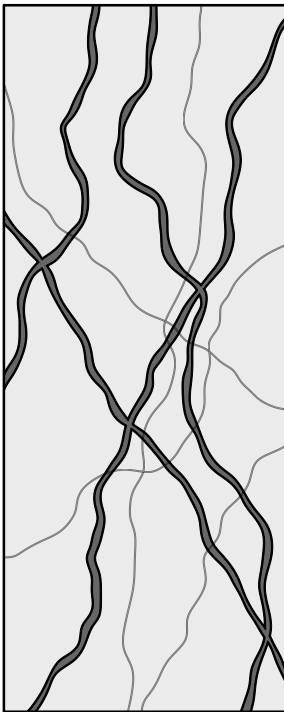
PANEL B2 ▲



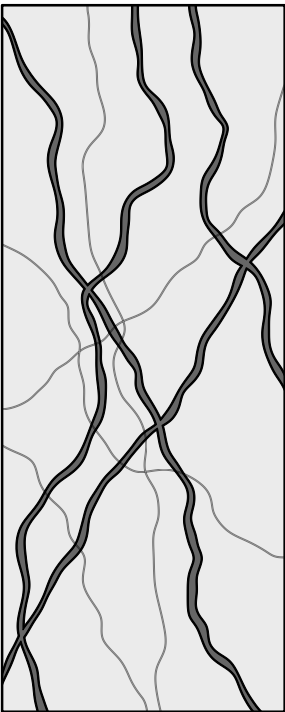
PANEL C1 ▲



PANEL C2 ▲



PANEL D1 ▲



PANEL D2 ▲

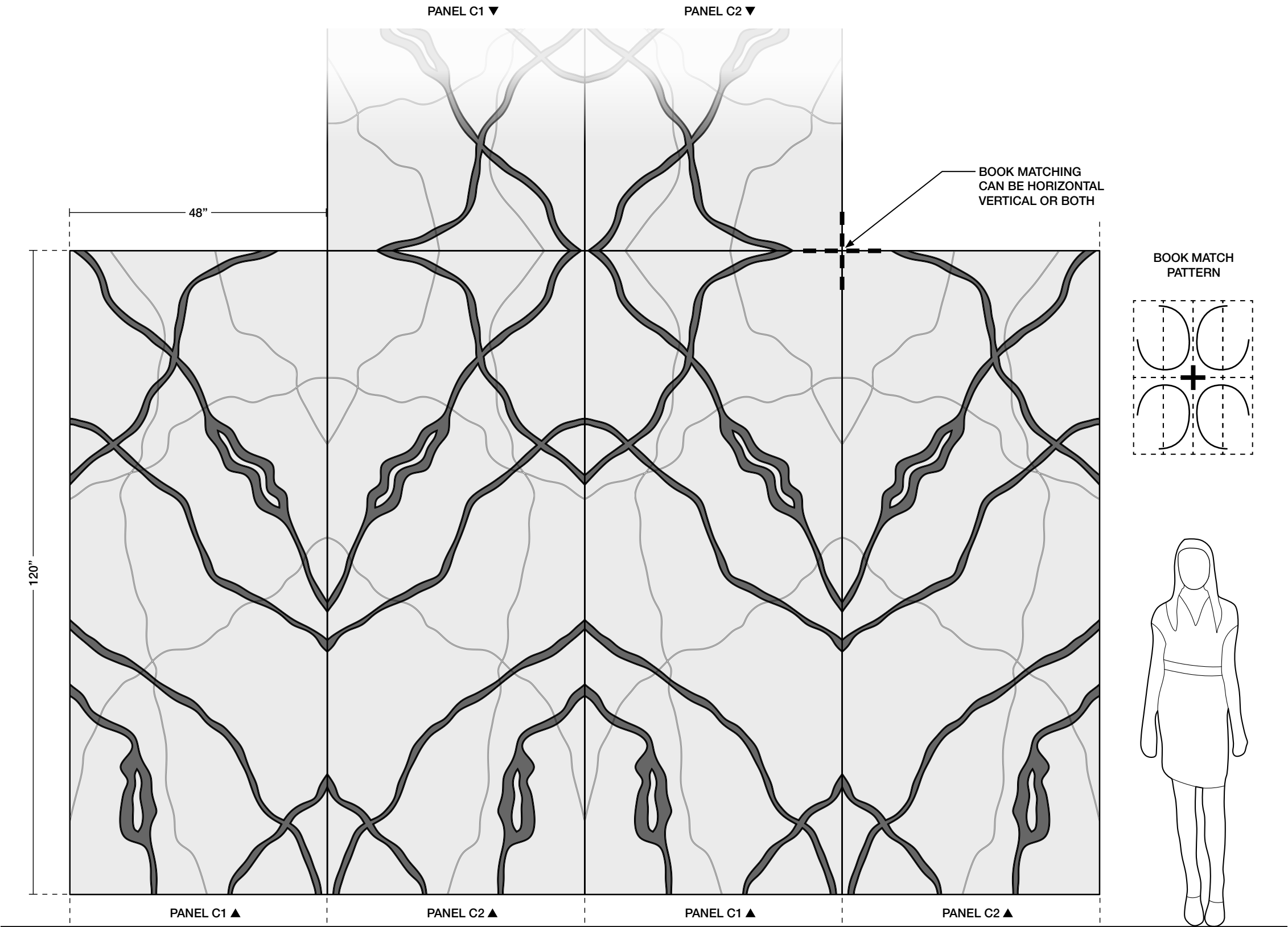
Layout Type - Book Match

Description

Book matching makes line work flow from panel to panel. Panels can be book matched along vertical and horizontal axes, creating a seamless pattern.

Example Shown

This example shows C1 & C2 panels; this layout is available across all panel types.



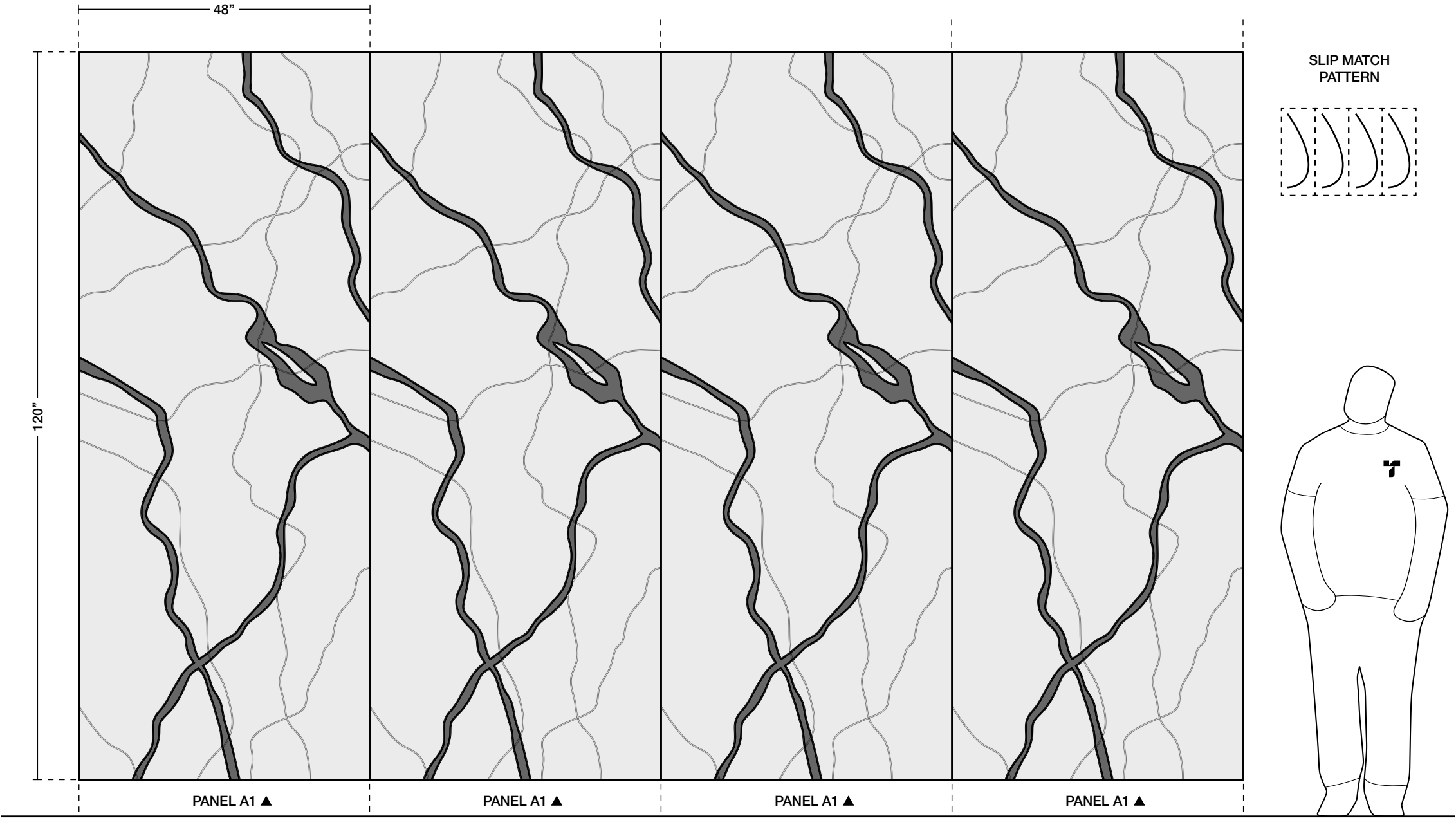
Layout Type - Slip Match

Description

Slip matching creates a stamped look by using a single panel in the same orientation.

Example Shown

The drawing uses panel A1, please note this layout is available with all of our panel types.



ALL DIMENSIONS NOMINAL UNLESS NOTED OTHERWISE



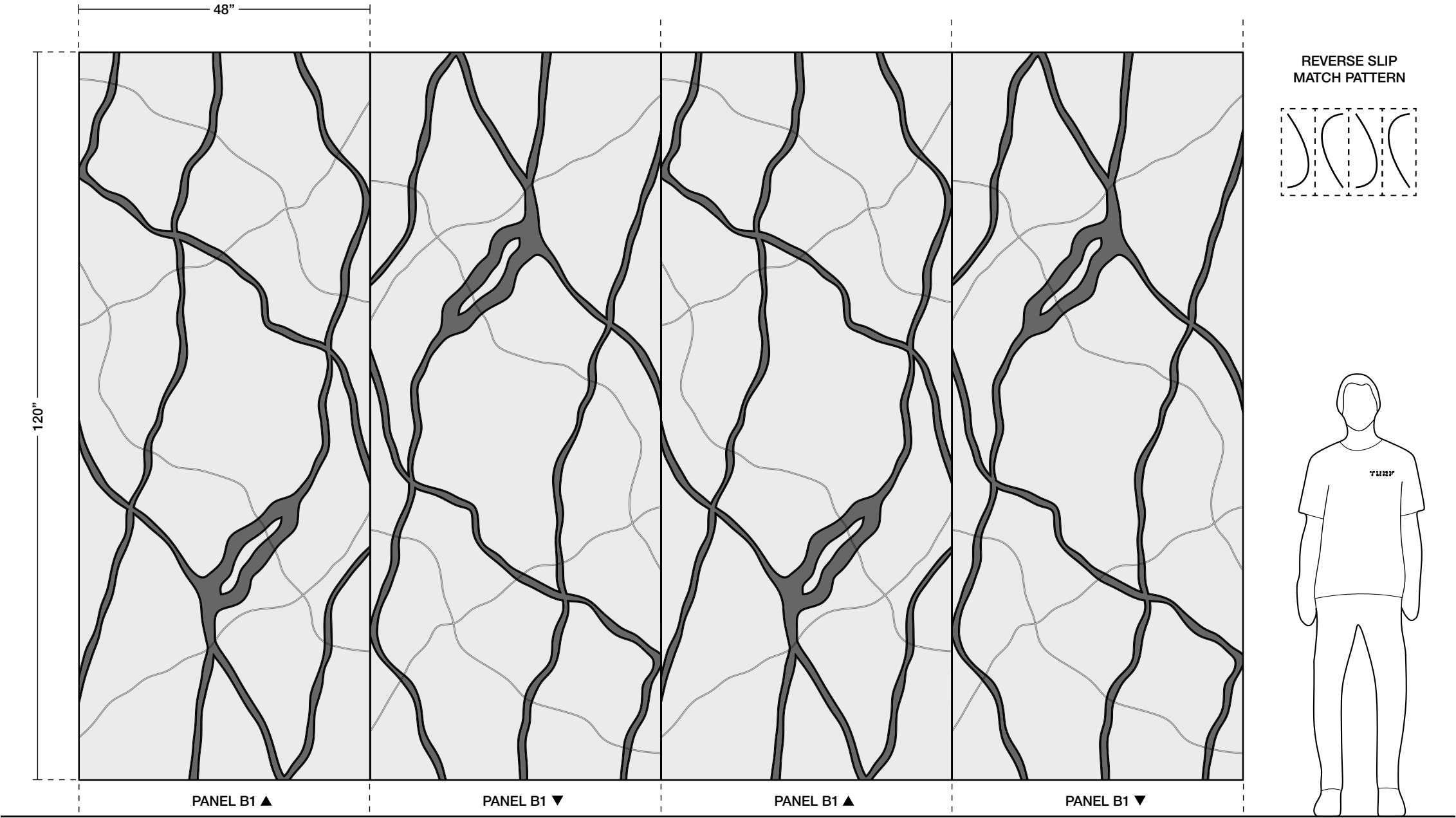
Layout Type - Reverse Slip Match

Description

Reverse slip matching creates an alternating stamped look by reversing the orientation of a single panel.

Example Shown

This example shows a B1 panel; this layout is available across all panel types.



ALL DIMENSIONS NOMINAL UNLESS NOTED OTHERWISE



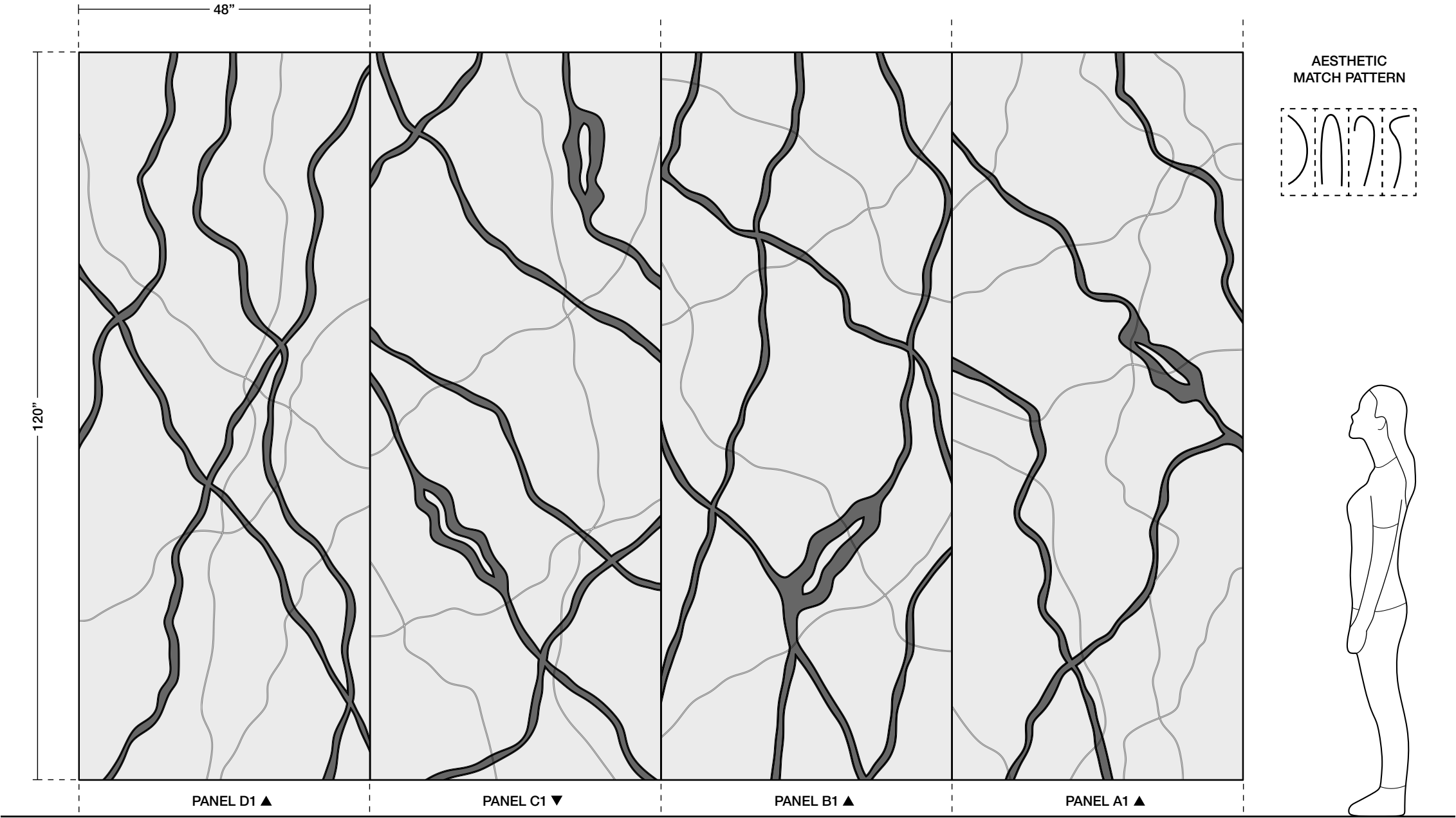
Layout Type - Aesthetic Match

Description

Aesthetic matching creates a varied look by using all panel types in different orientations.

Example Shown

While panels can be arranged in any order and orientation, Turf recommends using the pattern guide for optimized placement.



ALL DIMENSIONS NOMINAL UNLESS NOTED OTHERWISE



Layout Type - Continuous Match

Description

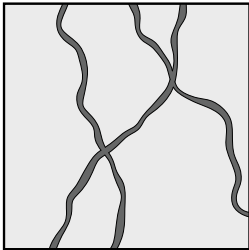
Continuous matching creates a unique design for your space and seamlessly flows across all panels.

Continuous Match Guide

Using the guide below, choose one option from each category to help our design team create a distinct layout for your space.

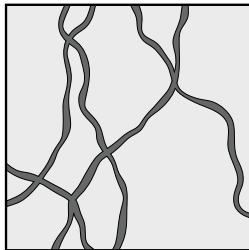
VEINS

LIGHT



~ 3 - 4 per panel

HEAVY

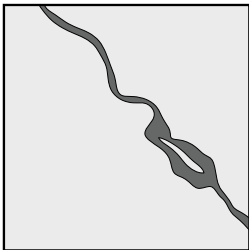


~ 5 - 8 per panel

OR

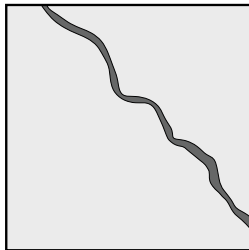
FEATURES

YES



Features intermittently

NO

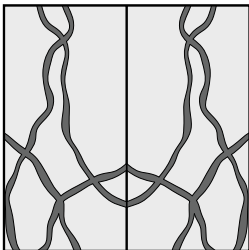


Carves and Veins only

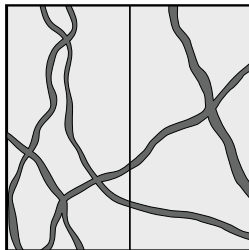
OR

BOOK MATCH

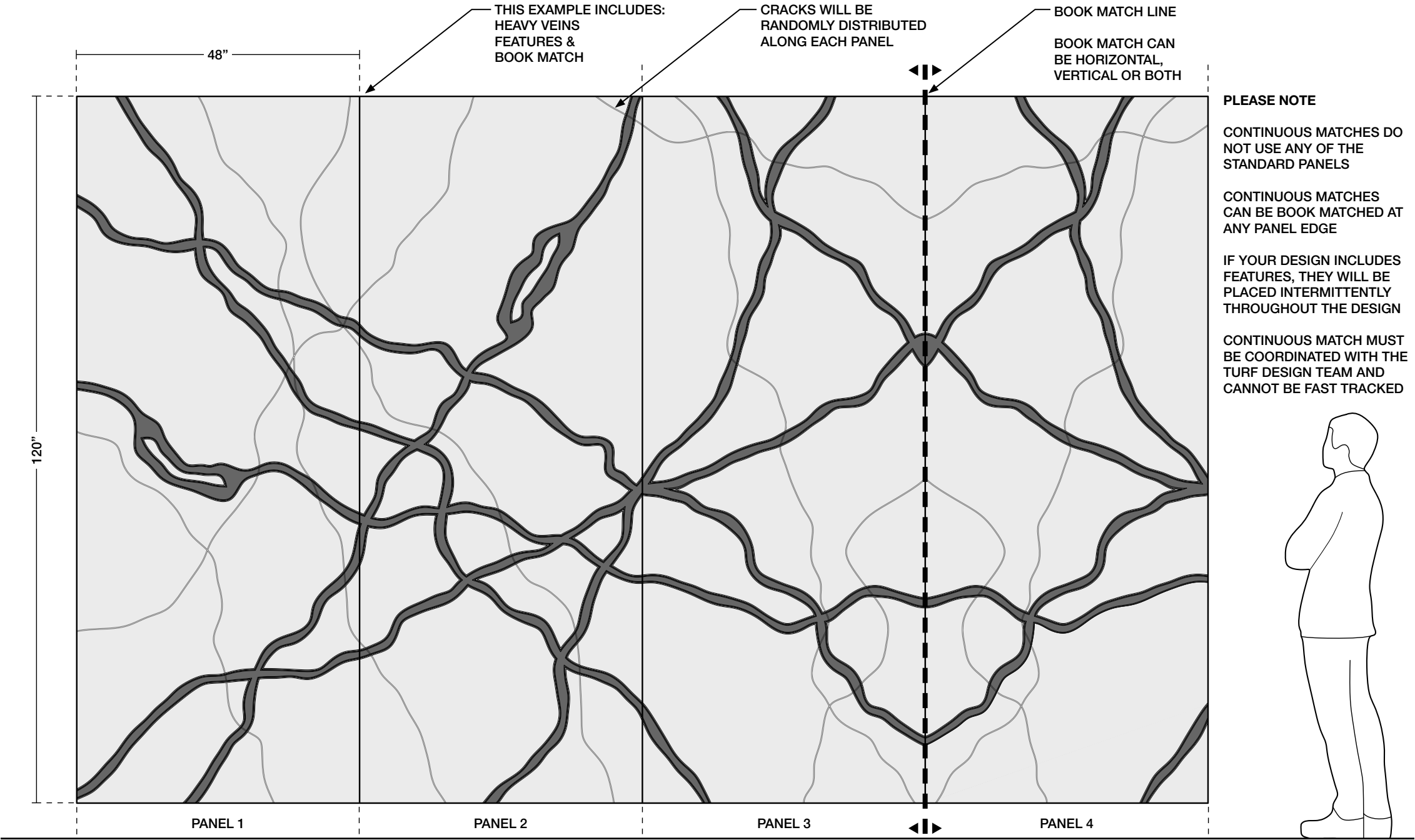
YES



NO



OR



CONTINUOUS MATCH EXAMPLE

ALL DIMENSIONS NOMINAL UNLESS NOTED OTHERWISE



Tech

Acoustics	ASTM C423-17: Type A Mounting
Fire Rating	ASTM E-84 – Class A
VOC	ASTM D5116 Compliant

Details

Lead Time	Check the Turf website for current lead times.
Warranty	Five (5) years
Maintenance	Vacuum to remove any particulate matter and air-borne debris or dust. Compressed air can be used to dust the material in difficult to reach areas for large assemblies. Contact us for more information relative to spot cleaning.
Weight	Turf products cannot support the weight of any other items in field.

Acoustic Rating

NRC = 0.4

Carved Wall Scape NRC varies depending on field conditions and arrangement. Contact Turf for testing details.

Certifications



Photo by Kendall McCaugherty, Hall+Merrick+McCaugherty



Photo by Kendall McCaugherty, Hall+Merrick+McCaugherty




Color Starting Points

There are a lot of colors to choose from, to help start the process we've created several starting points.

These are just a few combinations that we've tested for contrast and readability.

The first color listed is the Primary Color or the face of the panel, the second color listed is the Secondary Color or the veins.

See the Dimensions page including the Elevation and Section details for more information.




11 CELADON
50 IVORY




63 SAFFLOWER
34 TONAL TAUPE




18 ULTISOL
01 CREAM



26 FADED DENIM
28 INDIGO



40 MAGENTA
50 IVORY




30 CYAN
28 INDIGO



01 CREAM
66 PEWTER



04 LIGHT GREY
09 DAMASCUS



06 CHARCOAL
66 PEWTER



9mm Colors

Introducing Hues, our new 9mm color palette designed for the senses.

The 9mm PET felt board is used as our primary construction material. Select one of our coordinating neutrals to blend in, or go for a contrasting element with one of our hues.

The process used to create PET felt often results in a heathered effect where multiple tones are present. Slight variations in color should be expected when using this sustainable material.

Felt Thickness
9mm +/-0.5 mm

Monitors and printers vary.
Please request a material sample to verify felt colors.




10 TOPO GREEN



12 GRASSHOPPER




11 CELADON



63 SAFFLOWER



64 PLANTAIN



43 ORANGE CRUSH




18 ULTISOL



17 BLUSH



23 RED



15 MERLOT



50 IVORY



33 LUMINARY



83 HOLLAND OATS



82 BARLEY




34 TONAL TAUPE




35 BARK




28 INDIGO




30 CYAN




24 ROYAL BLUE



31 AZURE




27 JEAN JACKET




26 FADED DENIM



40 MAGENTA




41 DRIED LAVENDER




66 PEWTER



05 WHITE




01 CREAM




04 LIGHT GREY



98 STORM



09 DAMASCUS



06 CHARCOAL



07 BLACK



9mm Stone
Textures

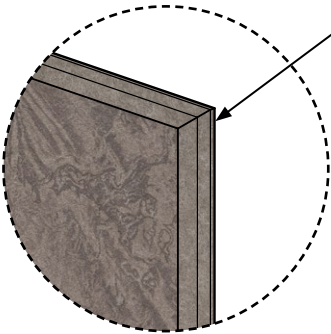
Inspired by nature, designed for felt. Our digitally printed Stone Textures capture the character and nuance of stone on top of a curated color collection from our Hues palette with virtually no repeats. The three patterns in this family each capture unique elements from the stones for which they are named.

There is an additional product cost for Stone Textures.

Turf has curated this collection to include only the best pattern and color combinations.

Felt Thickness
9mm +/-0.5 mm

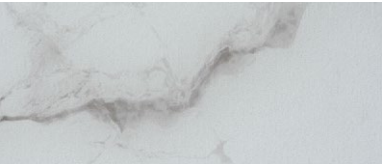
Monitors and printers vary.
Please request a material sample to verify felt colors.



Texture Edge Detail

Please note, all cut edges will reveal the base color of the felt if using a 9mm Stone Texture.

ST34 Granite used as an example above.




ST05 MARBLE




ST50 MARBLE



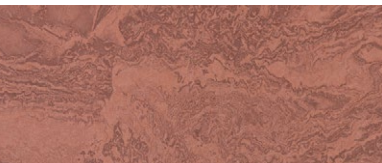
ST05 TRAVERTINE




ST17 TRAVERTINE




ST18 TRAVERTINE



ST17 GRANITE



ST18 GRANITE



ST15 GRANITE



ST01 MARBLE



ST83 MARBLE



ST01 TRAVERTINE




ST83 TRAVERTINE




ST34 TRAVERTINE



ST34 GRANITE



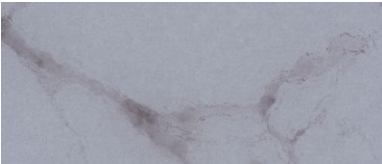
ST35 GRANITE




ST41 GRANITE




ST33 MARBLE




ST66 MARBLE




ST50 TRAVERTINE



ST66 TRAVERTINE



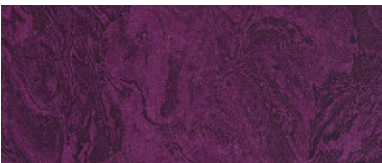
ST11 TRAVERTINE



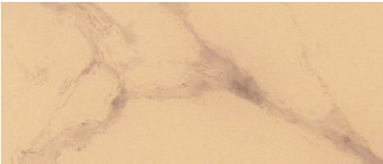
ST11 GRANITE



ST10 GRANITE




ST40 GRANITE




ST64 MARBLE



ST26 MARBLE



ST64 TRAVERTINE




ST63 TRAVERTINE



ST26 TRAVERTINE



ST63 GRANITE



ST28 GRANITE