

Ceiling Scape

Step

Deep Calm

Dampen noise with eye-catching depth. Create lifted, sloping, vaulted, or waving visual forms. Simple yet mesmerizing, Step takes the standard ceiling layout up a level, dropping in to stand out.



Image by Blaque Studio

How To Specify

Key Information

Step can add depth to your space in a variety of ways. Consider these questions as you design your layout.

If shop drawings are required for your project, please follow steps 1 - 6.

Fast Track

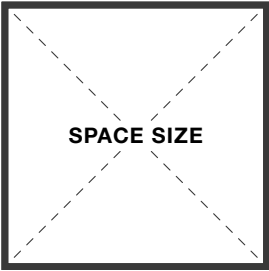
If you're looking to expedite your project, this product is available as Turf Fast Track!

Using Fast Track, our standard lead time for shop drawings is eliminated allowing the project to move directly into production.

Please note: installation and seaming drawings are not included in this process.

Turf recommends 10-15% additional tiles to cover overage / attic stock.

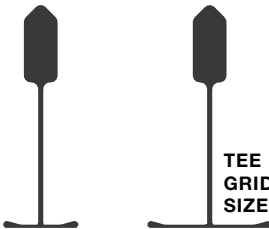
1



What are the dimensions of your space?

PAGE 6-9

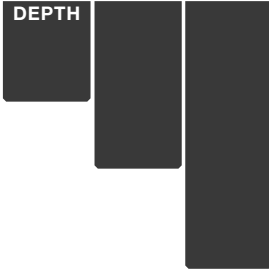
2



Are you using 9/16" or 15/16" tee grid?

PAGE 3

3



What tile depths do you need?

PAGE 4

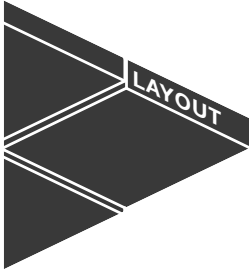
4



Does the project need tiles for lighting coordination?

PAGE 5


5



What is the proposed layout?

PAGE 6-9

6



What is the color or texture of tiles?

PAGE 12-14



1. What tee grid type are you using?

2. What tile depths do you need?

3. Will any tiles be precut for lighting?

4. What color or texture are the tiles?

5. How many tiles do you need?

6. Do you need additional infill tiles?

7. Do you want to include any additional product for overage or attic stock?

Dimensions

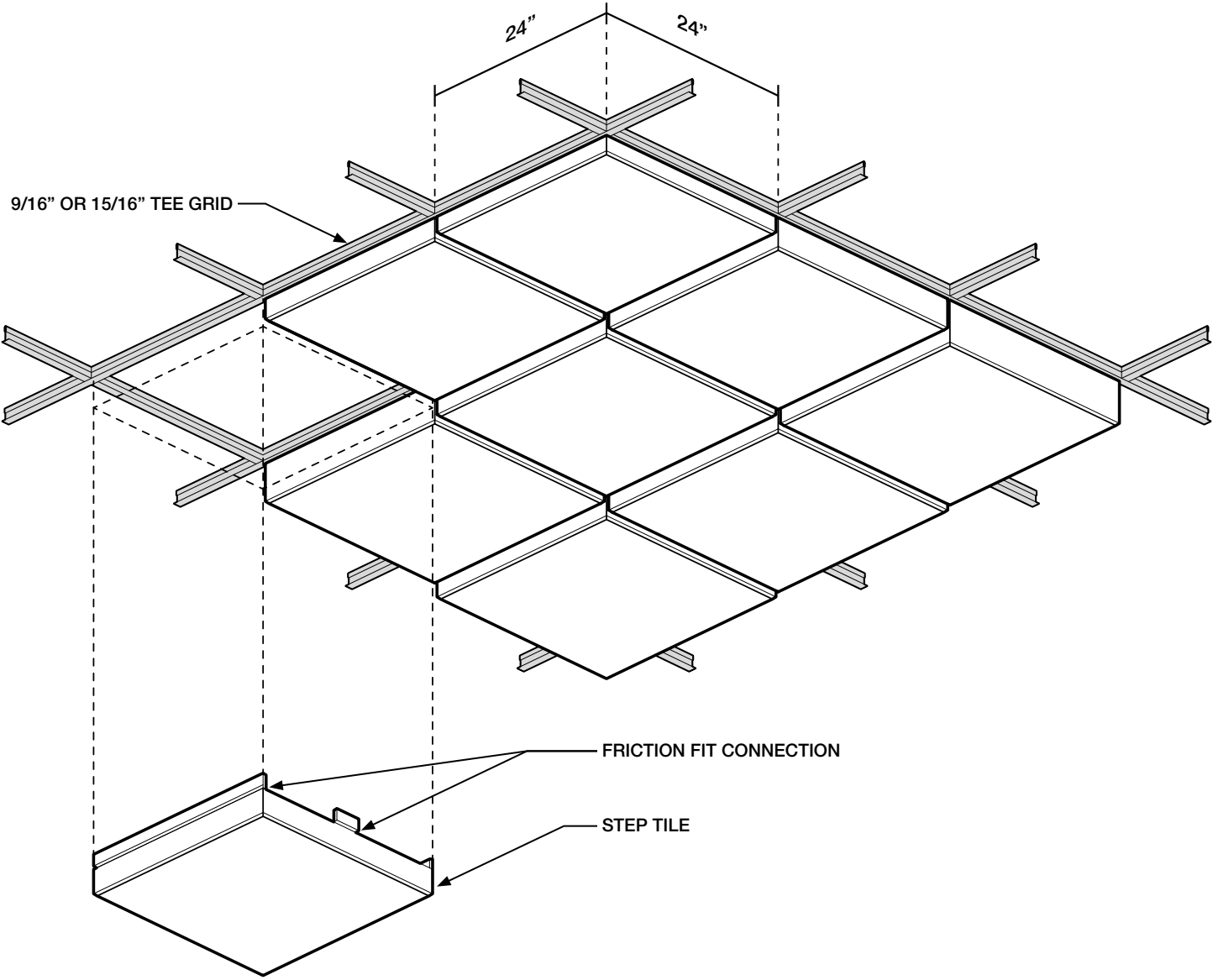
Standard Size	24" L x 24" W
Variable Depth	2"D Min - 12"D Max / Δ 0.5"
	Step tiles can have any depth within the above range in 0.5" increments.
	See "Tile Details" page for more information about tile depth.

Connection

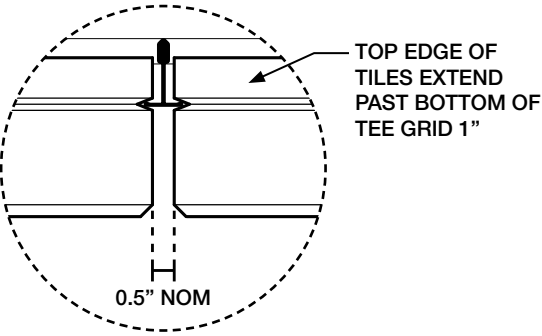
9/16" or 15/16" Flat Tee Grid	Friction Fit
-------------------------------	--------------

Color

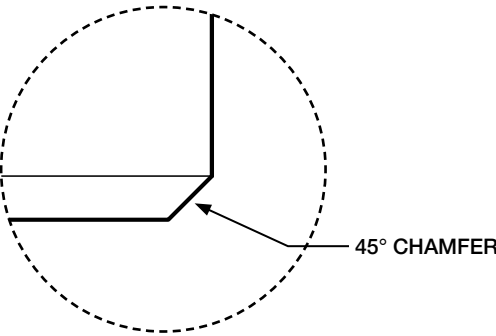
9mm Palette	Step Tiles can be specified in any of our 9mm felt colors or textures.
Color Match	Have another color in mind? Our UV printing process can match almost any hue.



FRICTION FIT CONNECTION DETAIL



STEP TILE EDGE DETAIL



ALL DIMENSIONS NOMINAL UNLESS NOTED OTHERWISE



Tile Details

Design

Step tiles come in various sizes. Choose one depth or coordinate multiple sizes to create a dynamic ceiling system.

See "Typical Layout" pages for a few layout ideas, or inspiration for your own design.

Small Tiles

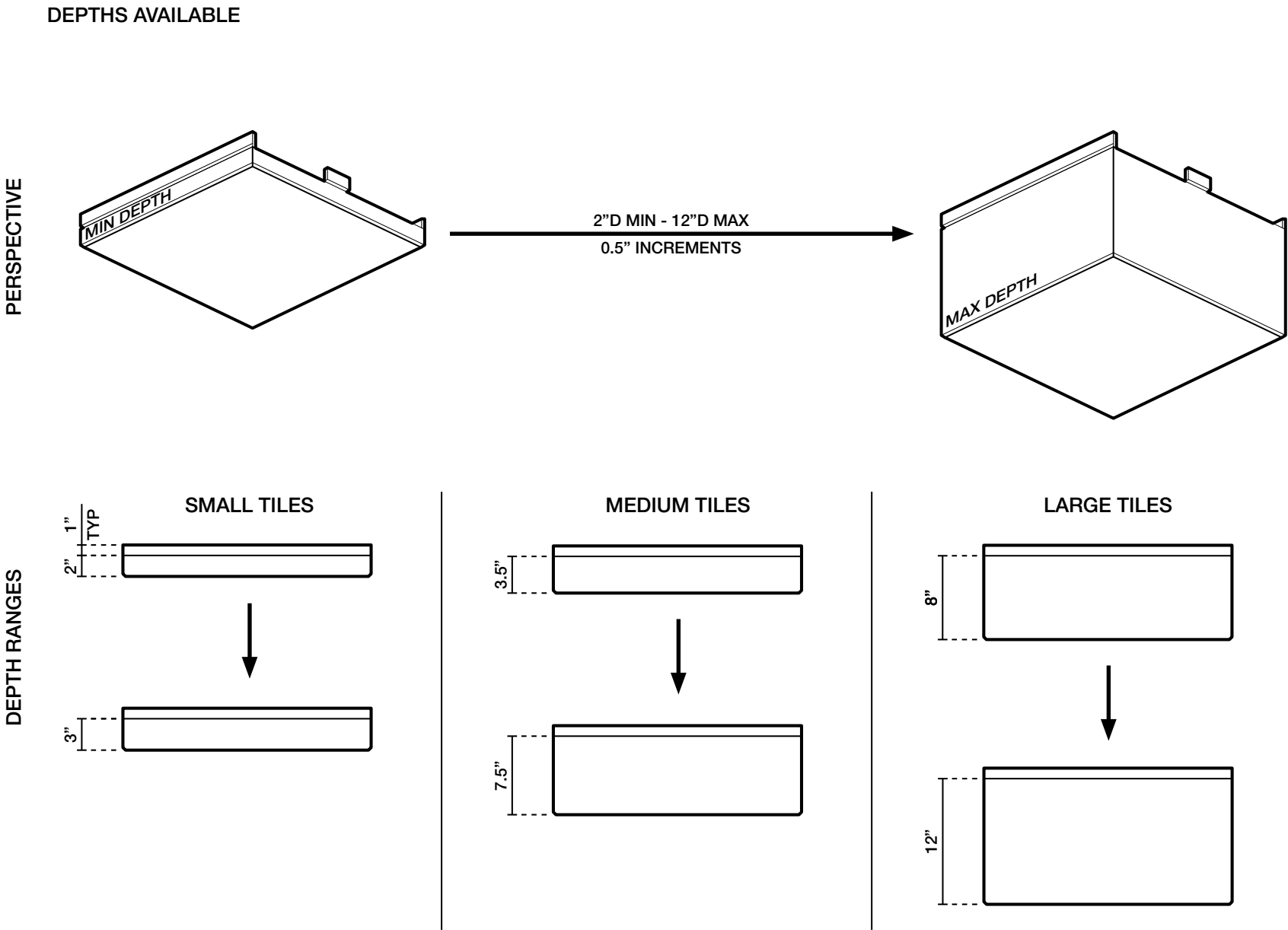
$2'' \leq D \leq 3''$

Medium Tiles

$3.5'' \leq D \leq 7.5''$

Large Tiles

$8'' \leq D \leq 12''$



ALL DIMENSIONS NOMINAL UNLESS NOTED OTHERWISE



Lighting Integration

Design

Turf offers multiple precut holes that are designed to work with fixtures by USAI.

Tiles Depths Available

2"D Min - 6"D Max

Step tiles greater than 6"D will not be able to coordinate with USAI BeveLED specific lighting.

USAI Fixtures

BeveLED Mini® for Turf - 3" Round
BeveLED® 2.2 for Turf - 4.5" Round
BeveLED Mini® for Turf - 3" Square
BeveLED® 2.2 for Turf - 4.5" Square

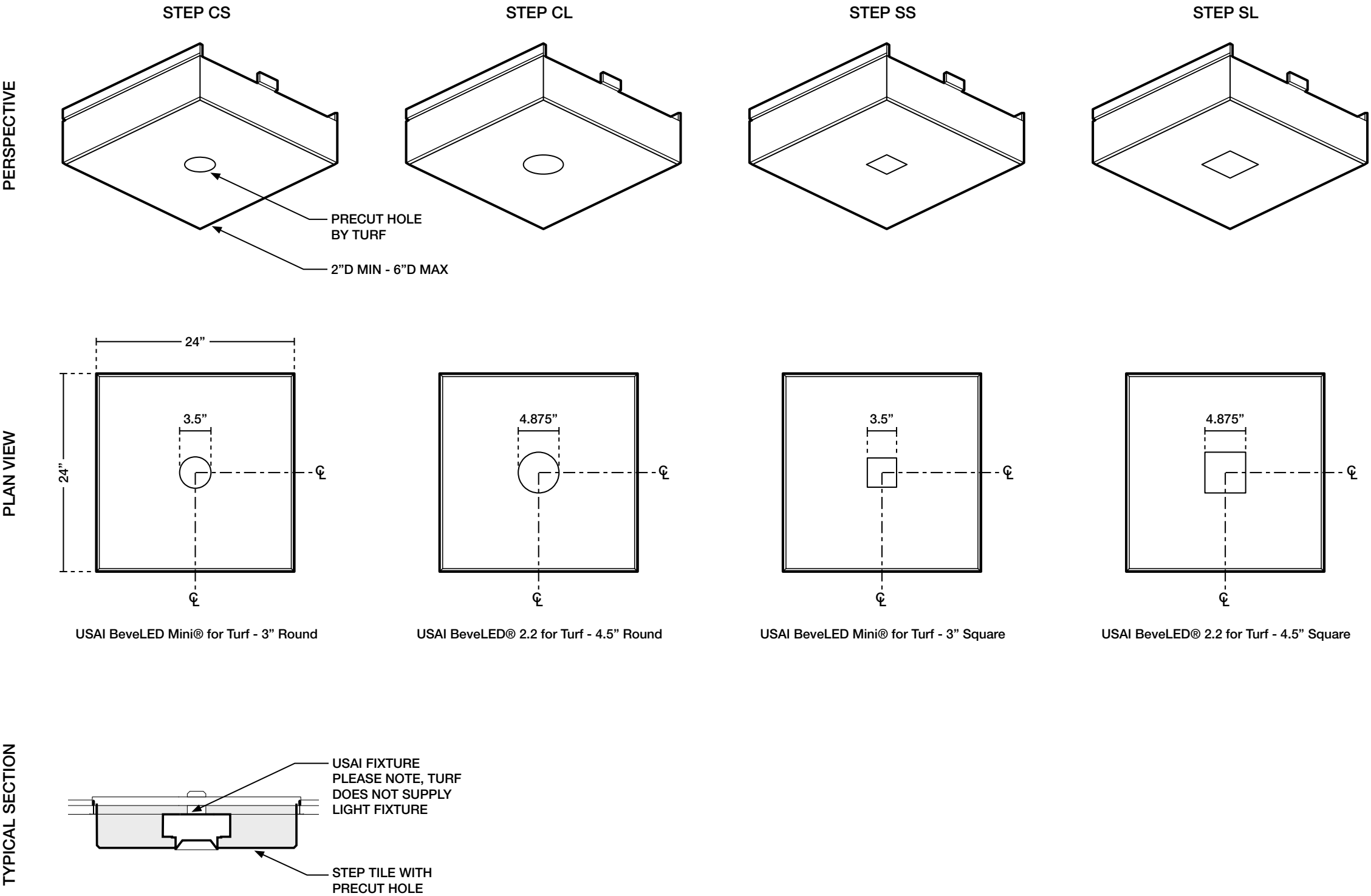
For more information visit www.usalighting.com/turf-design

Coordination

Tiles have precut square or round holes in two different sizes.

Please note: tiles do not include light fixtures.

PROFILE TYPES



ALL DIMENSIONS NOMINAL UNLESS NOTED OTHERWISE



Typical Layouts

Pop Up

Using a handful of different tile depths, design a classic pop up ceiling, highlighting centerpieces in any kind of space.

POP UP EXAMPLE IMAGERY



Image by Dart Frog Creative

TILES DEPTHS FROM EXAMPLE



POP UP EXAMPLE RCP

6	6	6	6	6	6	6	6
6	4	4	4	4	4	4	6
6	4	2	2	2	2	4	6
6	4	2	2	2	2	4	6
6	4	2	2	2	2	4	6
6	4	2	2	2	2	4	6
6	4	4	4	4	4	4	6
6	6	6	6	6	6	6	6

POP UP EXAMPLE SECTION



ALL DIMENSIONS NOMINAL UNLESS NOTED OTHERWISE

Typical Layouts

One Way Slope

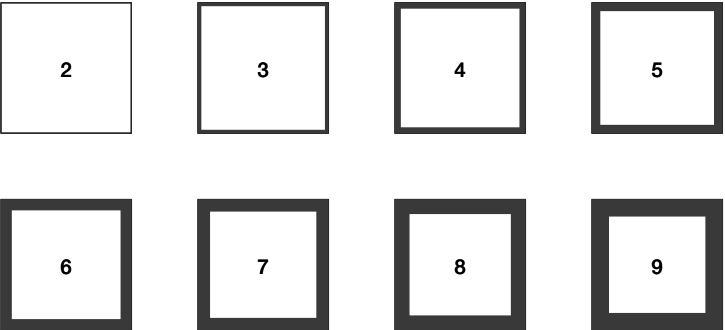
Using tiles that range in depth, create a sloped ceiling. Go dramatic, or choose a wide range of sizes to form a gradual slope.

ONE WAY SLOPE EXAMPLE IMAGERY



Image by Dart Frog Creative

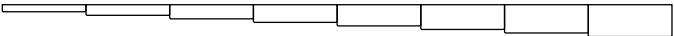
TILES DEPTHS FROM EXAMPLE



ONE WAY SLOPE EXAMPLE RCP

2	3	4	5	6	7	8	9
2	3	4	5	6	7	8	9
2	3	4	5	6	7	8	9
2	3	4	5	6	7	8	9
2	3	4	5	6	7	8	9
2	3	4	5	6	7	8	9
2	3	4	5	6	7	8	9
2	3	4	5	6	7	8	9

ONE WAY SLOPE EXAMPLE ELEVATION



ALL DIMENSIONS NOMINAL UNLESS NOTED OTHERWISE



Typical Layouts

Vault

Using an array of tile depths, create a vaulted layout. Form a gradual slope, or a series of repeating vaults.

VAULT EXAMPLE IMAGERY



Image by Dart Frog Creative

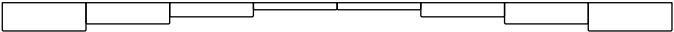
TILES DEPTHS FROM EXAMPLE



VAULT EXAMPLE RCP

8	6	4	2	2	4	6	8
8	6	4	2	2	4	6	8
8	6	4	2	2	4	6	8
8	6	4	2	2	4	6	8
8	6	4	2	2	4	6	8
8	6	4	2	2	4	6	8
8	6	4	2	2	4	6	8
8	6	4	2	2	4	6	8

VAULT EXAMPLE ELEVATION



ALL DIMENSIONS NOMINAL UNLESS NOTED OTHERWISE

Typical Layouts

Corner Wave

Using varying tile depths—with versatile possibilities—create a custom ceiling look, like dynamic waves.

Unique Layout

The designs shown are only a handful of many possible configurations. Step allows you to create a layout completely tailored to your space.

CORNER WAVE EXAMPLE IMAGERY



Image by Dart Frog Creative

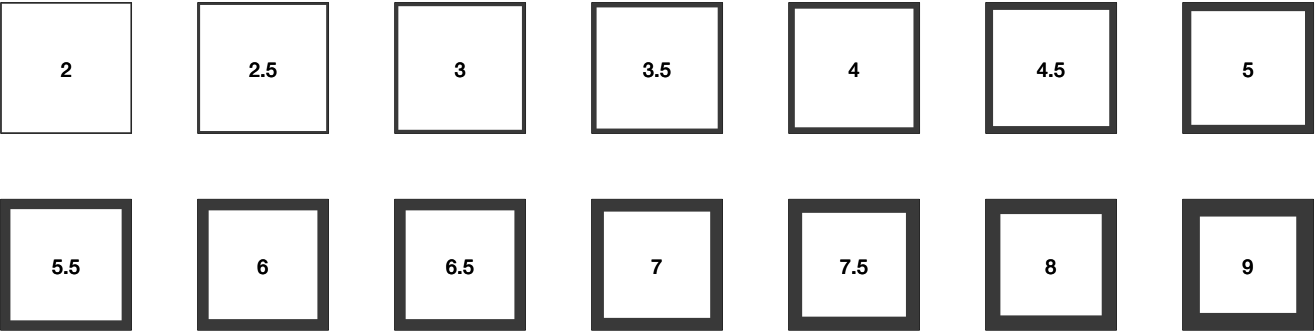
CORNER WAVE EXAMPLE RCP

9	8	7	6	5	4	3	2
8	7.5	6.5	5.5	4.5	3.5	2.5	3
7	6.5	5.5	4.5	3.5	2.5	3.5	4
6	5.5	4.5	3.5	2.5	3.5	4.5	5
5	4.5	3.5	2.5	3.5	4.5	5.5	6
4	3.5	2.5	3.5	4.5	5.5	6.5	7
3	2.5	3.5	4.5	5.5	6.5	7.5	8
2	3	4	5	6	7	8	9

CORNER WAVE EXAMPLE ELEVATION



TILES DEPTHS FROM EXAMPLE



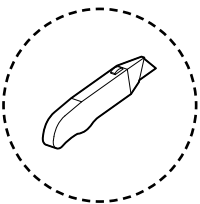
ALL DIMENSIONS NOMINAL UNLESS NOTED OTHERWISE



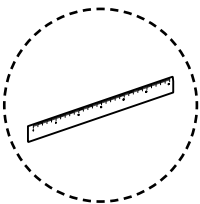
Installation Guide

Step tiles are designed for quick and easily installation into the ceiling — just follow this simple guide.

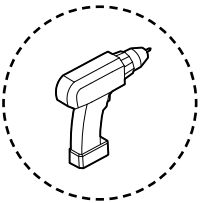
Tools Required



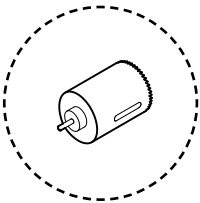
SHARP BLADE



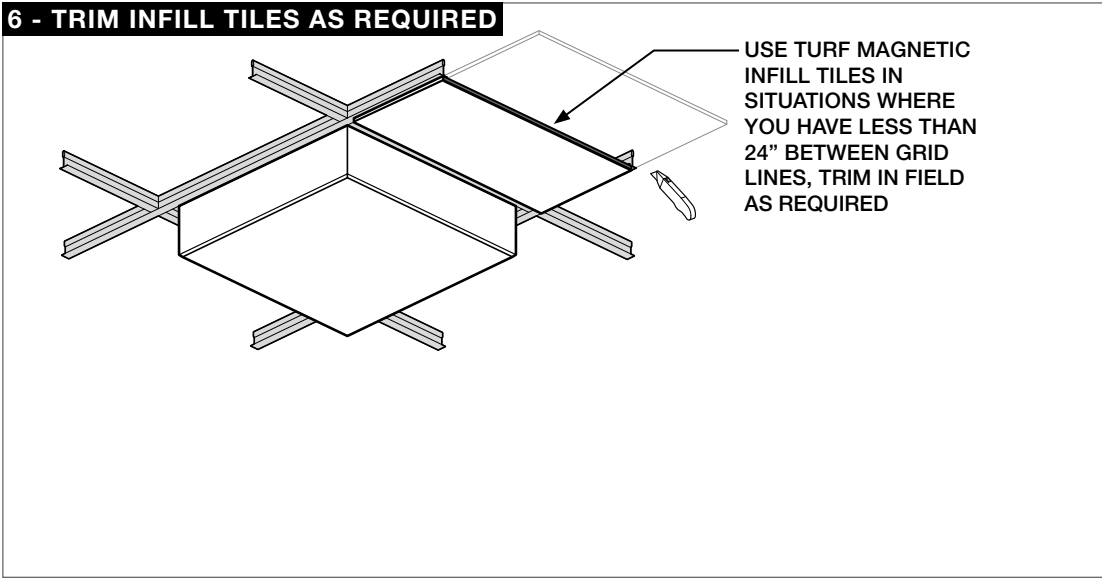
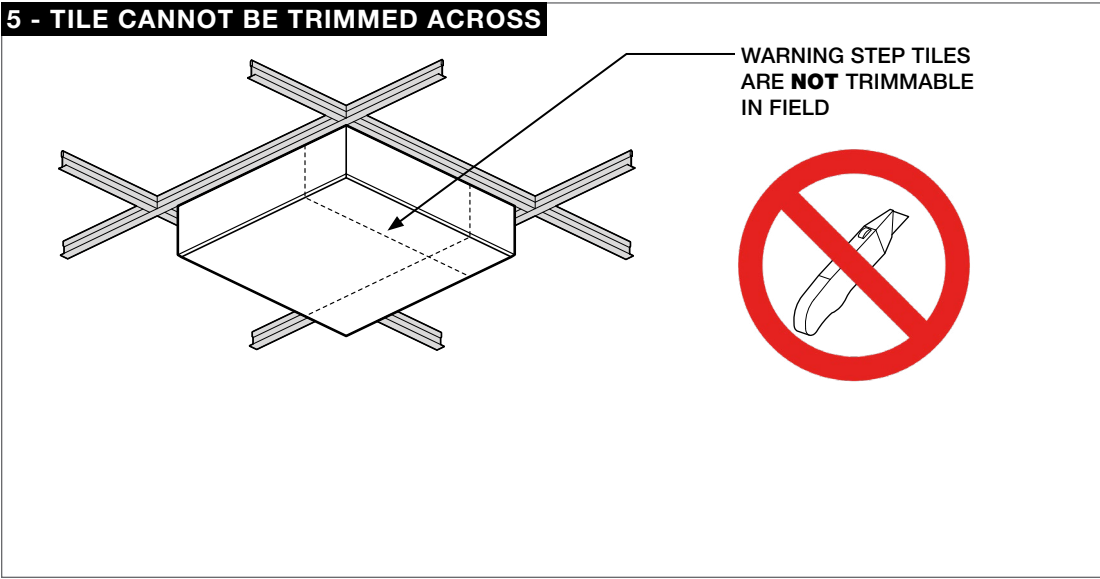
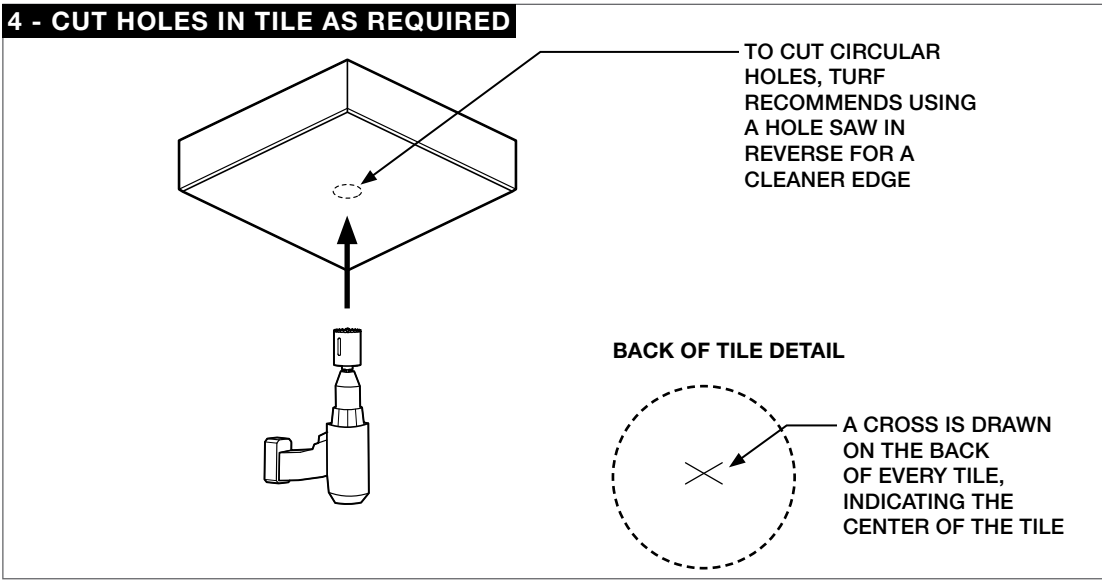
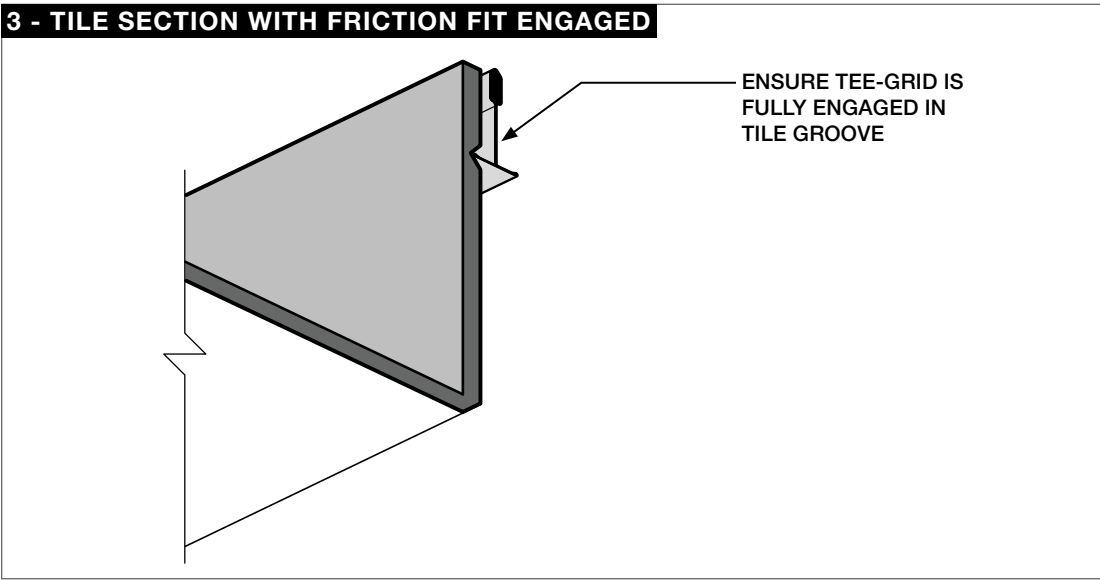
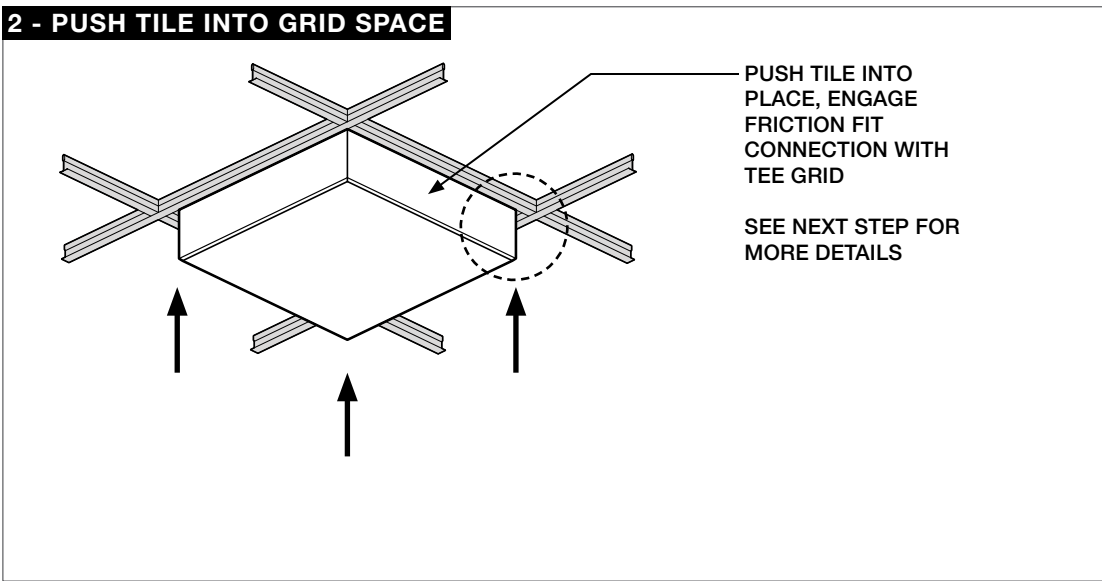
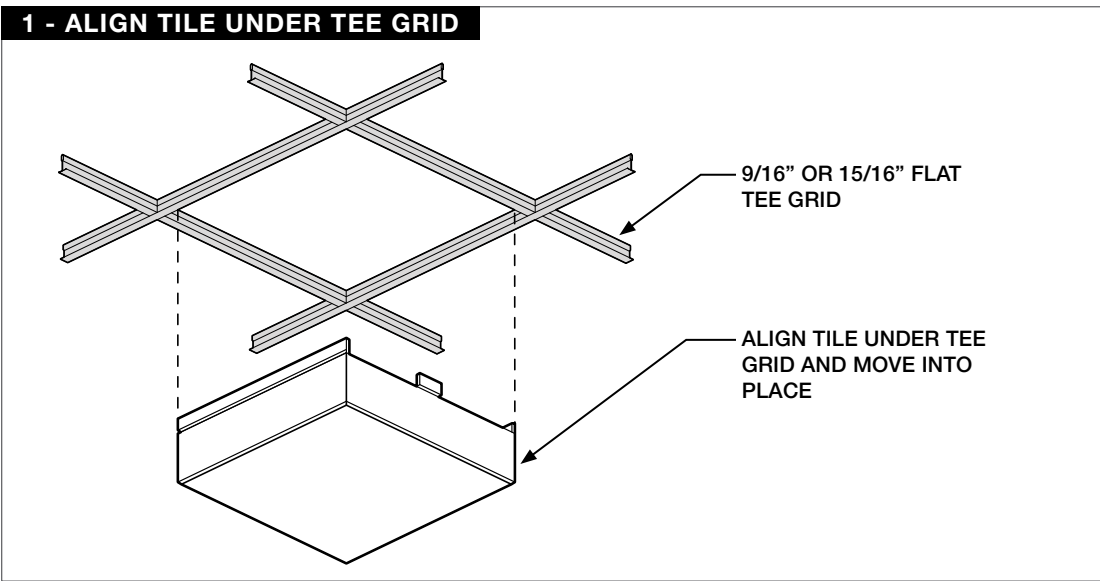
STRAIGHT
EDGE



DRILL



HOLE SAW



Tech

Acoustics	ASTM C 423-17: Type J
Fire Rating	ASTM E-84 – Class A
VOC	ASTM D5116 Compliant

Details

Lead Time	Check the Turf website for current lead times.
Warranty	Five (5) years
Maintenance	Vacuum to remove any particulate matter and air-borne debris or dust. Compressed air can be used to dust the material in difficult to reach areas for large assemblies. Contact us for more information relative to spot cleaning.
Weight	Turf products cannot support the weight of any other items in field.

Acoustic Rating

NRC = 0.95

NRC test reflects material testing. Specific product testing for Step coming soon.

Certifications




Image by CATK



Image by Blaque Studio



9mm Colors

Introducing Hues, our new 9mm color palette designed for the senses.

The 9mm PET felt board is used as our primary construction material. Select one of our coordinating neutrals to blend in, or go for a contrasting element with one of our hues.

The process used to create PET felt often results in a heathered effect where multiple tones are present. Slight variations in color should be expected when using this sustainable material.

Felt Thickness
9mm +/-0.5 mm

Monitors and printers vary.
Please request a material sample to verify felt colors.



10 TOPO GREEN



12 GRASSHOPPER



11 CELADON



63 SAFFLOWER



64 PLANTAIN



43 ORANGE CRUSH



18 ULTISOL



17 BLUSH



23 RED



15 MERLOT



50 IVORY



33 LUMINARY



83 HOLLAND OATS



82 BARLEY



34 TONAL TAUPE



35 BARK



28 INDIGO



30 CYAN



24 ROYAL BLUE



31 AZURE



27 JEAN JACKET



26 FADED DENIM



40 MAGENTA



41 DRIED LAVENDER



66 PEWTER



05 WHITE



01 CREAM



04 LIGHT GREY



98 STORM



09 DAMASCUS



06 CHARCOAL



07 BLACK



9mm Wood Textures

Invite nature into your space with our wood-inspired textures. Digital printing on felt ensures a unique and realistic grain with virtually no repeats.

There is an additional product cost for Wood Textures.

Please note there is additional lead time for custom matching. Texture and customization will incur additional costs beyond our standard 9mm options.

Felt Thickness
9mm +/-0.5 mm

Monitors and printers vary. Please request a material sample to verify felt colors.



D01 WHITE ASH



D02 SILVER TEAK



D03 CLEAR MAPLE




D04 WASHED ASH




D05 MEDIUM OAK



D06 PLANKED OAK

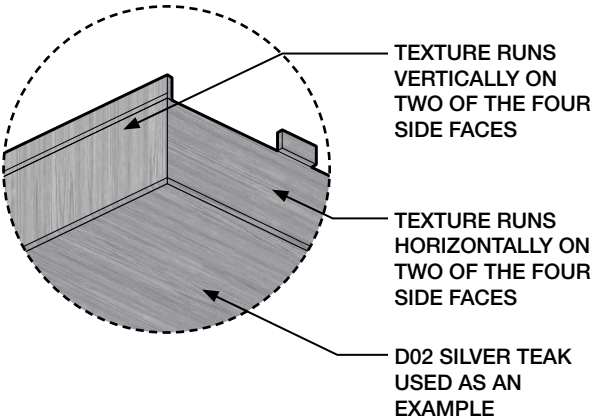


D07 DARK WALNUT



D08 BLACK PEAR

Step Texture Detail



9mm Stone Textures

Inspired by nature, designed for felt. Our digitally printed Stone Textures capture the character and nuance of stone on top of a curated color collection from our Hues palette with virtually no repeats. The three patterns in this family each capture unique elements from the stones for which they are named.

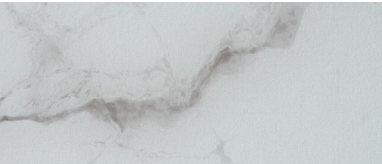
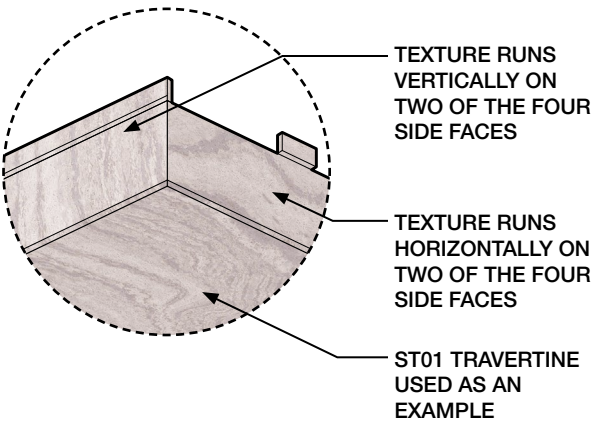
There is an additional product cost for Stone Textures.

Turf has curated this collection to include only the best pattern and color combinations.

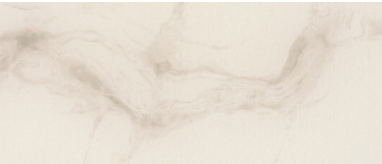
Felt Thickness
9mm +/-0.5 mm

Monitors and printers vary. Please request a material sample to verify felt colors.


Step Texture Detail




ST05 MARBLE




ST50 MARBLE



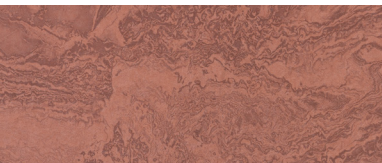
ST05 TRAVERTINE




ST17 TRAVERTINE




ST18 TRAVERTINE



ST17 GRANITE




ST18 GRANITE



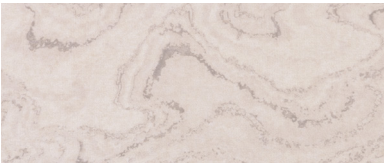
ST15 GRANITE



ST01 MARBLE




ST83 MARBLE



ST01 TRAVERTINE




ST83 TRAVERTINE




ST34 TRAVERTINE



ST34 GRANITE



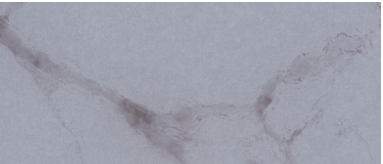
ST35 GRANITE



ST41 GRANITE



ST33 MARBLE




ST66 MARBLE




ST50 TRAVERTINE




ST66 TRAVERTINE



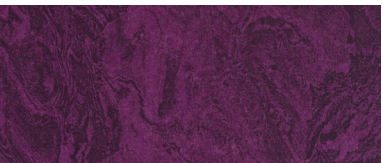
ST11 TRAVERTINE



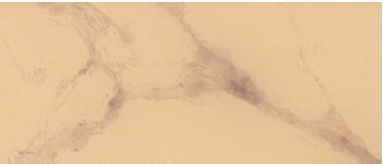
ST11 GRANITE



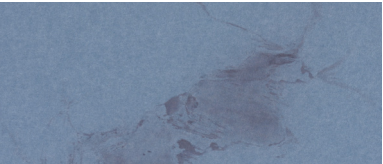
ST10 GRANITE



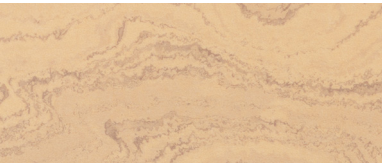
ST40 GRANITE




ST64 MARBLE




ST26 MARBLE




ST64 TRAVERTINE




ST63 TRAVERTINE



ST26 TRAVERTINE



ST63 GRANITE



ST28 GRANITE

