

Conversations about **Dermapen HOME™**

Use these talking points with your patients



The **Dermapen**™ revolution

More than a decade ago, DermapenWorld™ brought the original Dermapen™ into clinics.

Since then, **A**uthorised **T**reatment **P**roviders (ATPs) like you have together delivered **4 million** Dermapen™ treatments worldwide.



Together we have revolutionised microneedling and helped people gain smoother and glowing skin.



Dermapen HOME™

The best-in-class home solution

Dermapen HOME™ can enhance your patient's in-clinic microneedling results from the comfort of their own home.

Your patients always microneedle with a new needle cartridge. Each needle cartridge is sterile and used for one treatment only. This ensures their safety and hygiene.

Dermapen HOME™ is easy to use, even if your patients have never performed microneedling at home before

Dermapen HOME™ treatments are:

- ✔ Convenient
- ✔ Safe
- ✔ Hygienic

Weekly maintenance with Dermapen HOME™ rejuvenates the skin

Suitability for patients

Clinically proven results

A significant 60 patient clinical trial was conducted at Rosenpark Research institute in Darmstadt Germany in 2022. It was conducted over 12 weeks on patients with various skin types. The conclusion clearly stated that

“89% of participants saw improvements in their wrinkles and fine lines”.

Who is Dermapen HOME™ suitable for?*



Ageing/sun-damaged skin



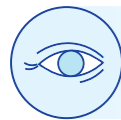
Pigmentation



Skin Texture



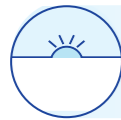
Scarring



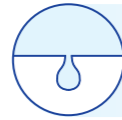
Fine lines and wrinkles



Rosacea



Problematic skin



Enlarged pores

*Read User Manual for contraindications and considerations.



The key essential your patients will need

Meso-Glide™ serums

Dermapen HOME™ delivers fast treatments using ultra-fine needles. This means incredible results with minimal discomfort. Numbing creams are not needed.

Instead, use Meso-Glide™ serums for superior results that doesn't involve dragging or tearing skin. They have the added benefit of nourishing the skin.

Meso-Glide™ serums contain HylaFuse™ technology, which delivers Hyaluronic Acid and other nutrients deeper into the skin. Using other skin products could lead to granulomas or irritate their skin.

Combining Dermapen HOME™ with Meso-Glide™ serums means infusing 80% more nutrients deeper into the skin than regular skin products

Teach your patients how to use **Dermapen HOME™**

Getting your patients started



1 Set up a clean space



2 Thoroughly wash hands and face



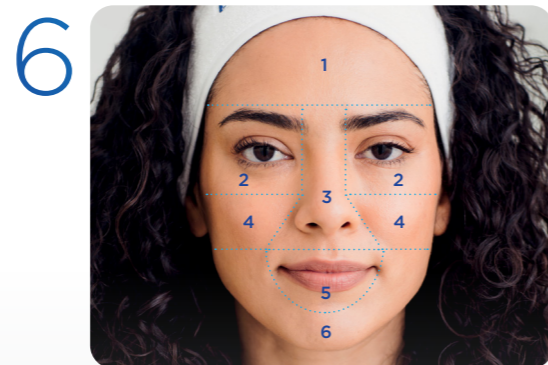
3 Check batteries are charged



4 Insert a sterile needle cartridge into the pen

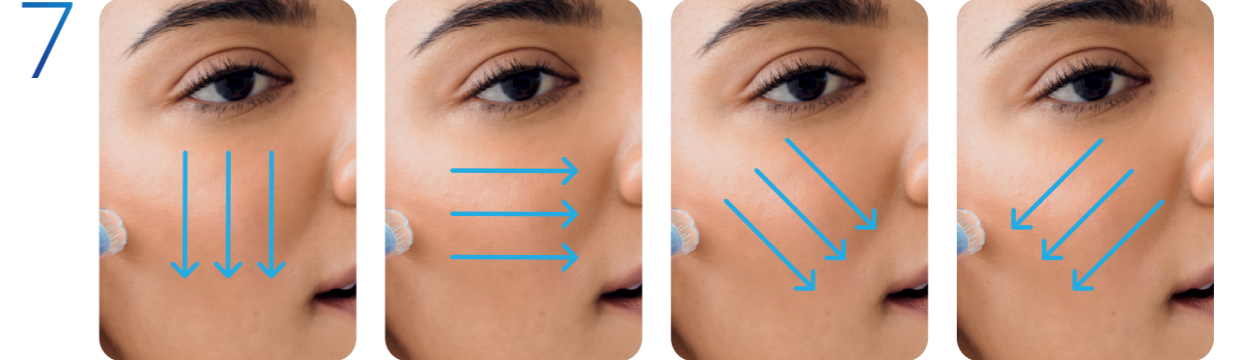


5 Adjust the pen level and speed



6 Split the face into 6 areas to apply Meso-Glide™ serums

Microneedling and after treatment care



7 Move the pen from top to bottom

Side to side

Diagonally down in one direction

Diagonally down in other direction



8 Patients should cleanse their face with warm water after treatment



9 Remove the used cartridge and dispose it correctly



10 Clean the pen before storing



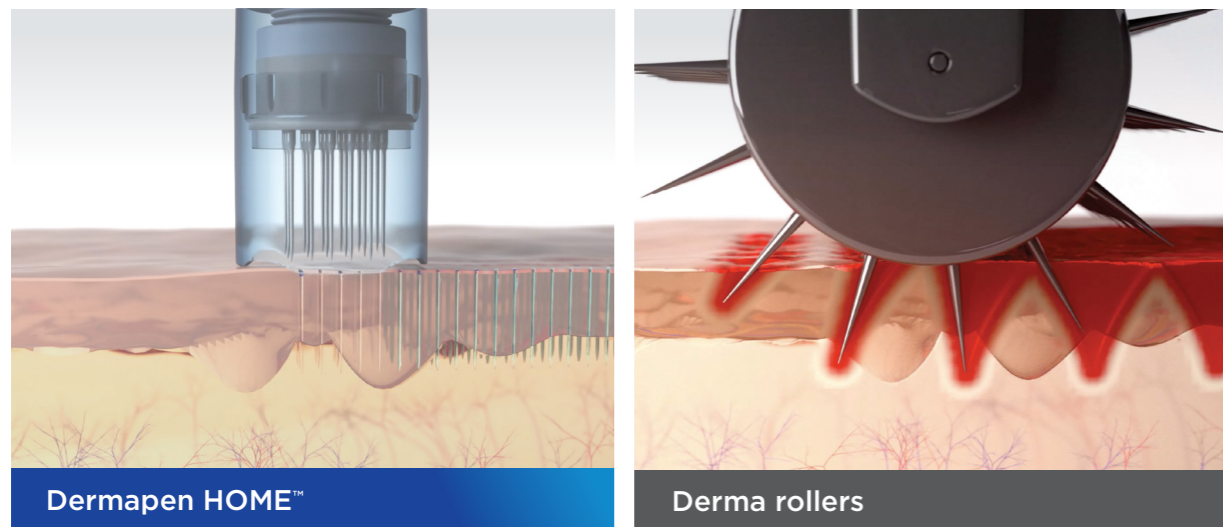
11 Encourage your patients to sync their pen when prompted

The **Dermapen HOME™** difference

Reducing trauma to their skin

Dermapen HOME™ needles oscillate down and straight into the skin. This creates micro-channels and reduces trauma to the skin.

In contrast, traditional derma roller needles enter and exit the skin at an angle. This creates micro-tears, leading to bleeding and pain.



Dermapen HOME™ can treat small or hard-to-reach areas like around the nose

Adjustable settings for a tailored treatment

Your customers can adjust the pen level and speed to deliver a treatment that's right for them.



Pen levels 1-4



Pen speeds 1-4

Dp Dermaceuticals™ offers a complete skincare routine

Personalise your patient's skincare needs

Taking the guesswork out of which products are better together has been essential. We've dedicated a decade of testing and retesting to achieve that.

Individualise the Dp Dermaceuticals™ range to your patient's skincare needs:

- Tailor their morning and night routine
- Customise their microneedling essentials

Fill out your patient's prescription to help them stay on track



The NEW Synergy of Solutions

Guide your patients to radiant, glowing skin

Dermapen HOME™ is one part of the whole skincare solution.

DermapenWorld Treatments™ are a holistic combination of:

- Dermapen 4™ in-clinic procedures
- MG-Collection™ professional serums
- ÜBER PRO & MD™ professional peels
- Dp Dermaceuticals™ EXOSOME™ therapy in-clinic and at-home
- Dp Dermaceuticals™ L.E.D. FACE mask for use in-clinic and at-home
- Dp Dermaceuticals™ for in-clinic and at-home procedures
- Weekly maintenance with Dermapen HOME™



What's on your mind?

Your top questions answered

Q What's the difference between a professional grade Dermapen™ and Dermapen HOME™?

The professional Dermapen™ pierces the skin at deeper depths than Dermapen HOME™. When this happens in your clinic, it helps ensure your patient's safety. Also, the Dp Dermaceuticals™ professional range is only available to patients who receive professional treatments.

Dermapen HOME™ is a safe and hygienic alternative to derma rollers. Dermapen HOME™ boosts in-clinic microneedling results. Your patients can adjust the pen level and speed from 1 to 4.

A

Q Does at-home microneedling hurt with Dermapen HOME™?

Fast microneedling with Dermapen HOME™ means incredible results with minimal discomfort. Numbing creams not needed. Your patients can adjust the pen level and don't need to fear skin damage or infection.

You can recommend Dp Dermaceuticals™ aftercare products to calm any redness or irritation.

A

Q How long until my patients start to see results?

Some skin concerns will improve after only 1 or 2 procedures. Others may take longer. Your patients will see huge improvements if they microneedle every 7-10 days in between professional procedures.

A

Q How will my patients know when to sync their Dermapen HOME™?

A sync notification will appear on the pen when a sync with the app is required.

A

Q Will Dermapen HOME™ replace professional grade Dermapen™ procedures?

Dermapen HOME™ is not a replacement for in-clinic microneedling. Dermapen HOME™ has been designed to compliment in-clinic micro needling treatments, when Dermapen 4™ and DP Dermaceuticals™ have been used. We always recommend consulting a Dermapen Authorised Treatment Provider for advice and guidance to get optimal results for your skin.

A



Dermapen HOME™ from **Dermapenworld™**

Order for your clinic today



Dermapenworld™

Scan to learn more at
dermapenworld.com/dermapen-home

