

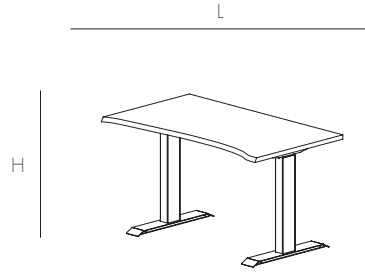


## LEDGE HEIGHT ADJUSTABLE DESK 48"

The Ledge Height Adjustable Desk fosters elegance, comfort, and technology to accommodate all types of work. Made in the USA, these craftsman designed and carefully engineered natural live edge top. Additionally, beauty meets function for a height-adjustable and flexible work surface.

DIMENSIONS


L48 W24 H26-45



AVAILABLE IN



NATURAL OAK/BLACK  
HALE2448-B2T7



NATURAL OAK/WHITE  
HALE2448-B1T7




NATURAL OAK/UHURU BLACK  
HALE2448-B3T7



WALNUT/BLACK  
HALE2448-B2T6



WALNUT/WHITE  
HALE2448-B1T6



WALNUT/UHURU BLACK  
HALE2448-B3T6

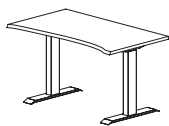
DETAILS

- The natural live edge showcases unique design for every desk. User can determine if the "live" edge is facing the user side or the approach side.
- 3 base color options (Black, White, Uhuru Black).
- 2 top color options (Natural Oak or Walnut with natural live edge).
- Made in the USA.
- Height adjustable: 26-45".
- The steel leg base is powered by single-stage motor lifters with a low noise level of <50dB, and allows the table to quietly raise or lower at 1.5" per second.
- A minimal hand switch allows you to quietly adjust the desk height.
- To power the desk, simply plug into a standard 15A outlet. When not in active motion, the desk is built with low standby power consumption.
- Supports up to 225 lbs.
- Assembly required.

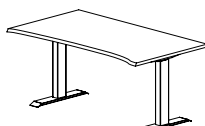
PERFORMANCE CERTIFICATIONS

- UL962 certified.
- BIFMA 5.5X certified.

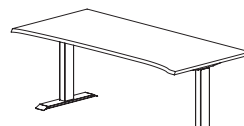
FAMILY



24X48



30X60



30X72

NOTES

- See User Guide & Care Instructions for more information.