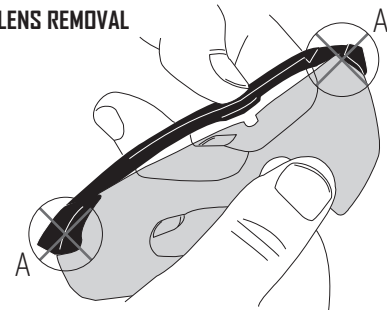
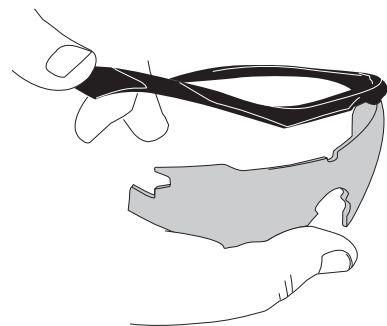


### LENS REMOVAL



- 1) Remove nose piece (see nose piece removal).
- 2) With one hand firmly grasp the frame directly above the nose piece. Do not pull from the edges (Ref A).
- 3) With the opposite hand grasp the lens.

### LENS REMOVAL

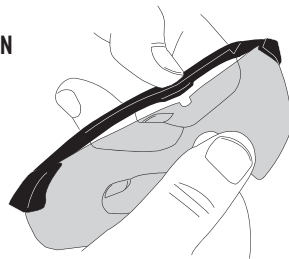


- 4) Firmly pull on the lens to detach the lens from the center of the frame.
- 5) Detach the outer lens hooks from the frame.

**Note:** Pulling lenses from the corners of the frames (See "A") may damage the frame or the lenses.

### LENS INSTALLATION

- 1) Attach outer corners of lens into frame.



- 2) Align center lens slot into center catch of the frame.
- 3) Squeeze the lens and frame together.

