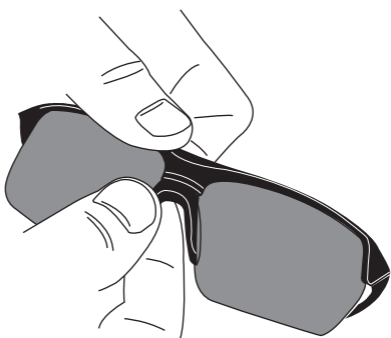
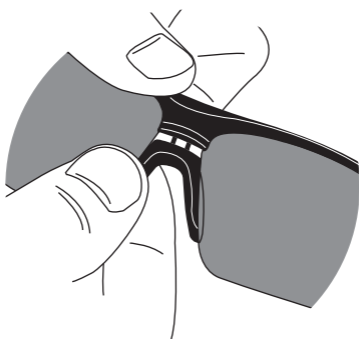


LENS REMOVAL - STEP 1



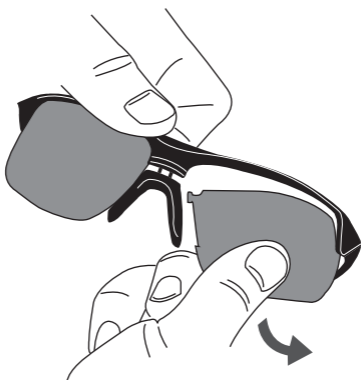
Grab the brow bar frame and nosepiece as indicated in the photo.

LENS REMOVAL - STEP 2



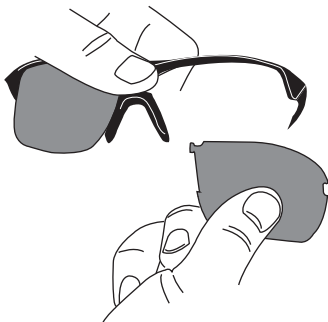
Separate the nosepiece approximately 2mm away from the brow bar frame.

LENS REMOVAL - STEP 3



Rotate the lens out of the frame in the nasal region.

LENS REMOVAL - STEP 4



Separate the outer edge of the lens from the frame.

LENS INSTALLATION

Simply reverse the lens removal process, steps 4-1.

MAINTENANCE: Wiley X lenses are specially coated to offer superior abrasion resistance. Please follow below instructions to prolong the life of your lenses and keep them performing at their best:

- Clean lenses with water only.
- Do not use solvents or special cleaners.
- Use micro-fiber cleaning cloth provided to gently wipe clean.
- Never use paper products to clean and avoid wiping lens surface when dry and/or dirty as this may potentially scratch the lens.

WARNING: Wiley X brand eyewear is tested tough. However, impact resistant eyewear is not unbreakable and does not provide unlimited eye protection under all circumstances and conditions. Misused, abused, scratched and/or damaged eyewear can reduce impact protection (and void your limited warranty). Dirty and/or wet eyewear can impair vision and reduce safety (resulting in personal injury and/or property damage). Keep your Wiley X eyewear clean with water only. Do not use solvents or abrasives as it could scratch or damage the product reducing its effectiveness. Store your Wiley X eyewear in the protective case provided to prolong the life of the lenses. Most of all, take all appropriate precautions when wearing your Wiley X eyewear during hazardous and/or dangerous activities and conditions. Wiley X, Inc. is not responsible for personal injury, property damage or losses incurred while using Wiley X brand products.



WILEY X INC: 1.800.776.7842 // 925.243.9810 // WILEYX.COM
7800 PATTERSON PASS ROAD, LIVERMORE CA 94550 USA
WILEY X EUROPE LLC: +45 96 93 00 45 // WILEYX.EU
SØNDERGADE 8-10 7570 VEMB DENMARK

ERX-ICGUARDADV (0)