


Factsheet: Basware Analytics

Basware Analytics: Give Your Data a Voice



Ready to be a financial hero and make everyone's lives easier by giving them the information they need? Give your data a voice, uncover hidden actions, and confidently make decisions with Basware Analytics.

See what our data has to say

Basware Analytics not only gives you the critical insight you need but also empowers you with ways you can act on it in one, easy-to-use, highly visual purchase-to-pay reporting solution – right out of the box.

Remove Blind Spots

Basware's solution is the most powerful analytics solution on the market because we have a unique ability to capture all your financial data across the purchase-to-pay (P2P) process and import spend data from external sources like ERPs, enabling you to see the full picture.

When you layer this complete data profile with analytics, you're in the best position to make informed decisions and deliver meaningful insights across the business with confidence.

Deliver ROI Fast

Basware Analytics includes built-in reporting that comes ready-to-go for faster ROI. With packaged dashboards, reports, graphs, and KPIs, you can quickly identify ways to optimize spend, improve cash

management and supplier performance as well as reduce costs and streamline processes. Graphical dashboards are built from a top-down approach to show you high level trends and patterns at a glance with drill-down capabilities so you can dive into transactional details and process performance measurements. The tool's interactive data filtering enables you to slice and dice the data in any way you need (e.g. spend volume by category, organization unit, cost center, project, or other relevant dimension). This means you know where to dedicate resources and who to address to drive operational excellence.

Arm everyone with Information

Basware Analytics is easy to implement organization-wide, so employees are instantly empowered to make more informed decisions. The dashboards are designed to address the specific reporting needs of different functions and roles within your organization and can be configured to only show users the information most relevant to them. The easy-to-use self-service reporting in Basware Analytics reduces the need for using report developers or outside consultants every time you want to see your data. This tool empowers your key users to create the reports they need themselves – in the office and on mobile devices – and to collaborate more easily through increased visibility and cross-functional information sharing. Custom reporting enables users to set specific parameters, so they can see the data they need for specific requests.

100% Invoice Capture for All Invoice Formats

Basware is the only solution that offers 100% spend visibility. Here's how:

100% supplier on-boarding

for both small and large suppliers to capture every financial transaction electronically in the system and track performance (without making suppliers change how they operate today)

100% user adoption

of e-procurement to enforce compliance and truly get all employee spending flowing through the system

100% invoice capture

for ALL invoice formats (paper, electronic, EDI/XML, PDF, etc. – covering direct, indirect, PO, Non-PO spending) for 100% visibility over spend and process performance



Features:

- Packaged reports, KPIs, dashboards
- Drill down into root-cause analysis
- Easy self-service reporting for all users
- Customizable views
- Predictive capabilities
- Benchmarking
- CO2 index
- Access on your desktop or tablet
- Instant dashboard sharing and scheduled distribution

Simplify Operations in AP

With Basware Analytics, you will get insights into four strategic accounts payable KPIs. With the help of these KPIs, financial professionals can increase e-invoicing and matching rates while also improving efficiency, controlling spend, and drilling into details to reduce cycle times and analyze on-time payment performance. Our customers are armed with the tools they need to fix process bottlenecks, drive best-in-class performance, minimize risk, and map out where to take the company next.

Benchmark Against the Best

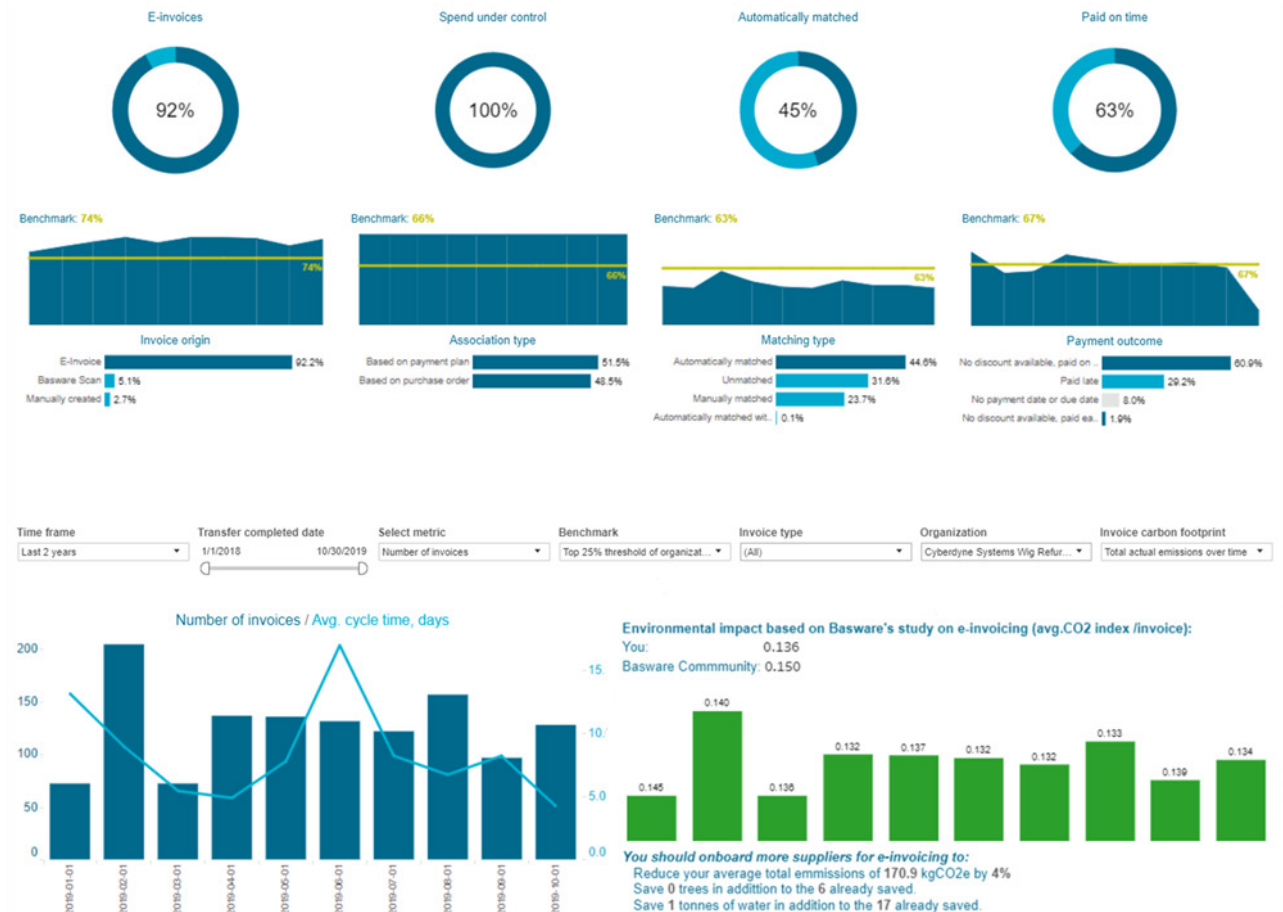
Take your data to the next level by seeing how you stack up against other companies. With the world's largest open business network, we harvest data across millions of transactions – a benefit unique to Basware – to bring you even more data to leverage through the power of benchmarking.

Track your performance against the best performing companies on the Basware Network so you can set realistic goals and measure success. Basware Benchmarking gives you efficiency targets, continual process improvement metrics, automation rates for goals like touchless invoice processing and spend under control, and performance percentages to see if you fall into the top 10% or 25% of highest performing companies.

[AP overview dashboard](#) shows an overview of accounts payable performance to help AP teams drive operational excellence.

Benefits:

- Actionable insights into spend, finance, process KPIs and sustainability
- Ability to better manage spend, cash flow, supplier relationships, and discounts
- More informed decision-making organization-wide
- Ongoing process improvements
- New savings opportunities
- Cross-departmental collaboration and shared KPIs



Environmental Impact

By adopting electronic invoicing, you are also making a significant difference to the environment. Moving from paper to e-invoicing is an opportunity for organizations of all sizes to reinforce their green credentials by reducing CO2 emissions.

In Analytics KPI Overview dashboard you can follow development of your own CO2 index as well as benchmark against average carbon footprint within Basware community. CO2 index is a new way to drive the people to consider green values in addition to efficiency and savings when they develop their procurement and finance processes.

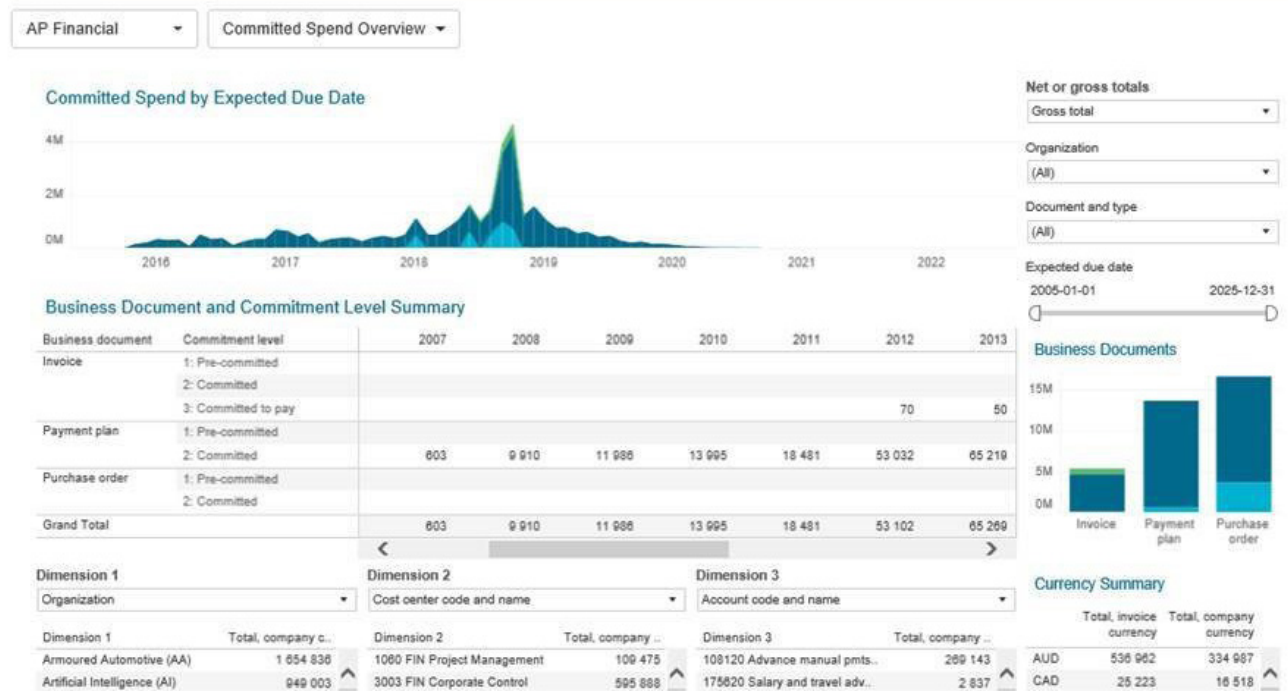
Predict the Future

With Basware, you can rely on our predictive analytics to tell you what is happening across your financial operations. Our predictive analytics include Upcoming Payments as well as Committed Spend dashboards.

Our predictive analytics tool reviews, understands, and predicts historical trend data to anticipate the probability of late invoice payments. You can use this information to prevent late payments, capture more early payment discounts, increase e-invoice rates, resolve process bottlenecks and improve supplier relationships.



Upcoming Payments dashboard shows the number of invoices in process that fall within each category and the potential early payment discounts available.



Committed Spend dashboard quickly shows finance professionals liabilities with the ability to drill into transaction level details, so they can accurately forecast cash flow.

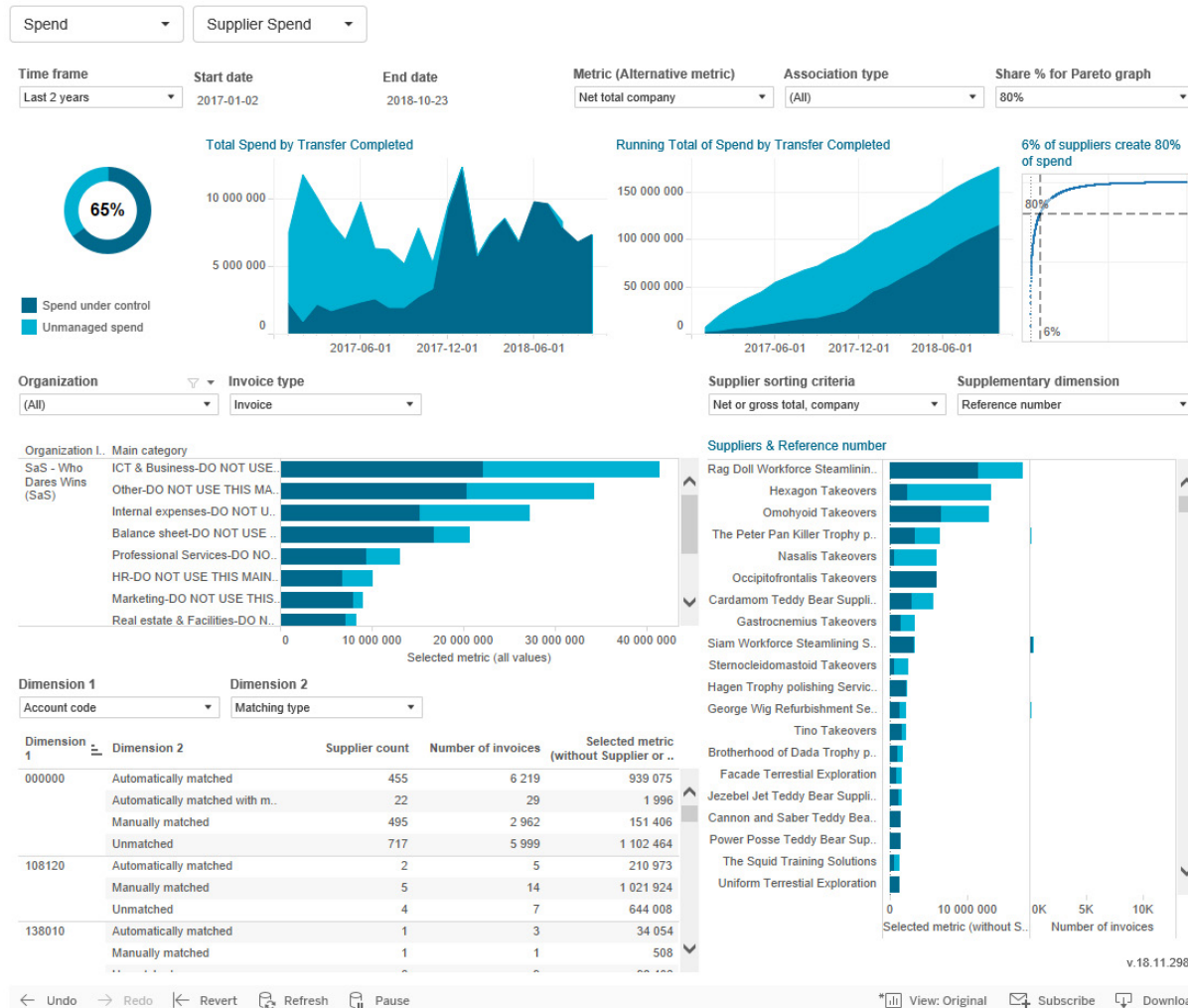
Accurately Forecast Committed Spend

Committed Spend analytics provides complete visibility into all open spend, regardless of its source. It gauges the level of commitment for the spend based upon business documents – such as purchase orders, payment plans, and non-PO invoices – as well as predicting when spend is expected to actualize. The full view provides valuable insights to procurement and finance departments to use when analyzing cash flow needs and making decisions for the future of the business.

Build Strategic Supplier Partnerships

Our Supplier Quality and Supplier Spend dashboards help companies realize more value from purchase to pay by turning the data captured during procurement transactions into insights on how money is being spent and how suppliers are performing against targets. You will not only see what has happened but also what will happen. Ultimately, Procurement can build stronger relationships with key suppliers by leveraging the insights from these two dashboards.

Turn data into insights on how money is being spent and how suppliers are performing.



Supplier Spend dashboard shows details on how spending breaks down across the organization.

Optimize Spend and Improve Performance

The Supplier Spend dashboard enables users to analyze spend, how it breaks down across suppliers, departments, and on- and off-contract orders. It also helps to identify areas for spend optimization by bringing visibility to controlled versus uncontrolled spending. Users can also see how supplier invoices may be contributing to inefficient processing in AP due to lacking data, exceptions, etc.

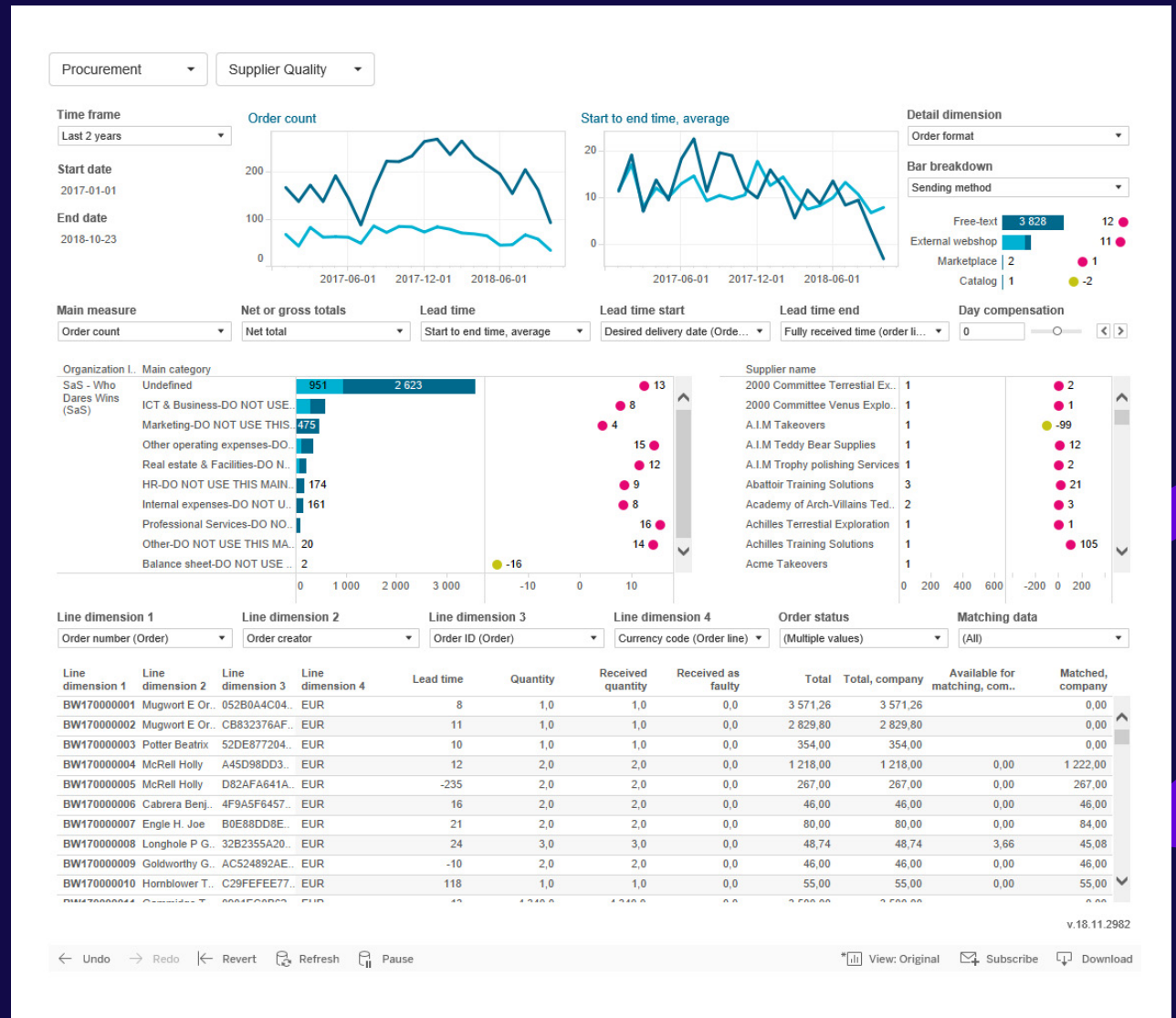
Achieve Supply Chain excellence

The Supplier Quality dashboard helps to measure lead time, order fulfilment, and delivery quality. Procurement teams can then use this data to develop better sourcing strategies, build high-performing supply chains, and reduce supply chain risk.

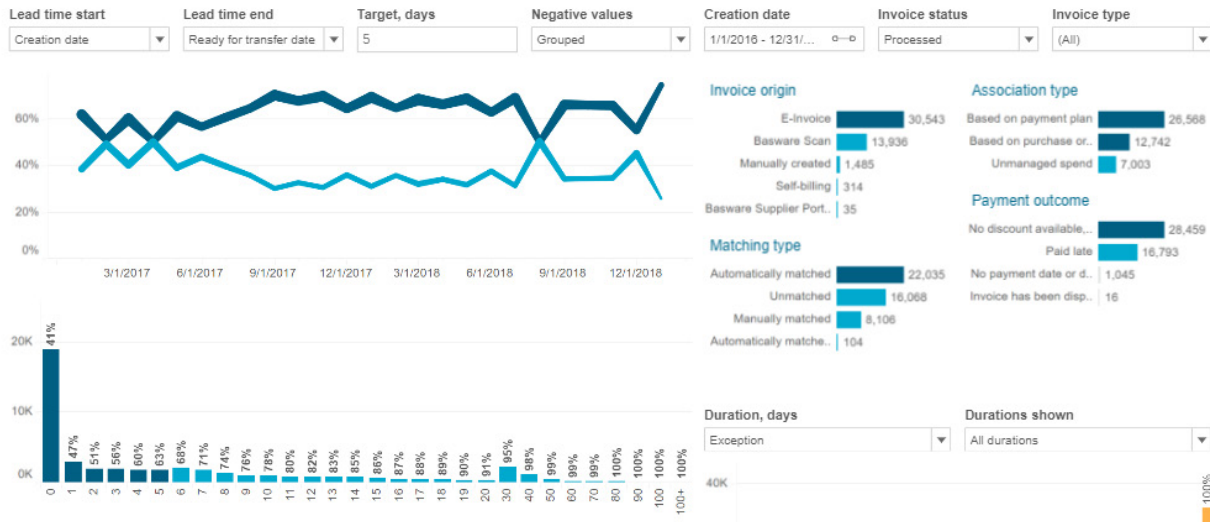
AP Process Analytics goes deeper

Basware has a long history of understanding the challenges of the large multi-national AP organizations. You can't achieve efficiency and productivity unless you automate your AP department and shared service center processes. Only then will you know in detail where bottlenecks are and how invoices are being handled.

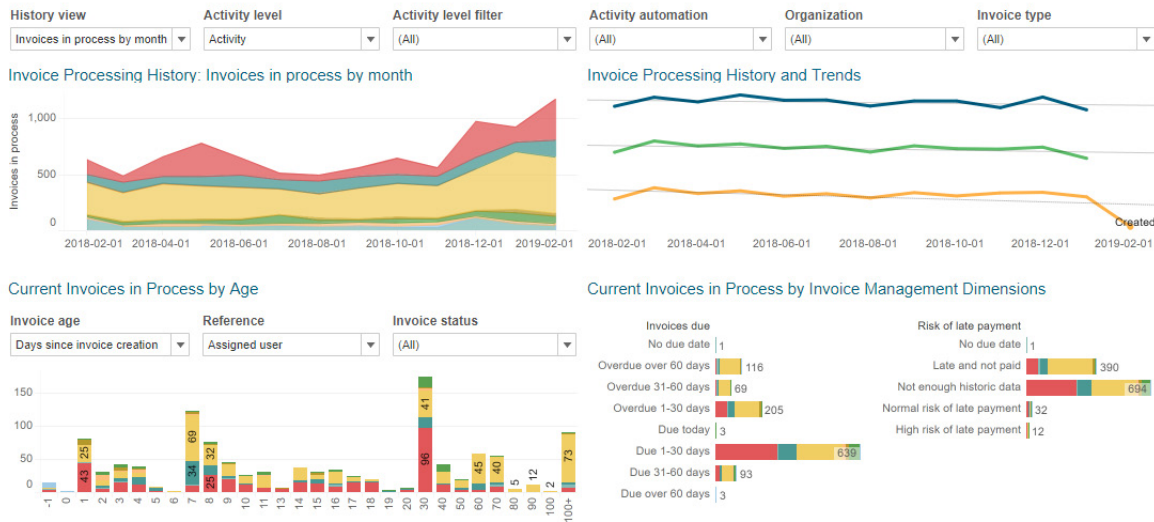
Basware Analytics' AP Performance and AP Productivity dashboards enable monitoring of every step in the AP process and provide insights to manage KPIs and workloads in AP departments and financial shared service centers. These insights can be used to improve efficiency, progress your service levels, and decrease invoice processing costs. They also enable comprehensive and flexible reporting – you can pull out reports and KPIs for different customers and departments in no time.



The Supplier Quality dashboard enables views into in-depth analysis that procurement teams need to better understand and improve supplier performance and drive supply chain excellence.



The AP Performance dashboard provides a breakdown of task durations of all AP process activities, allowing you to identify areas for improvement. It also provides an intra-organizational benchmark for process durations within the customer's organization.



The AP Productivity dashboard enables better tracking of invoice flow by providing visibility where an invoice is pending action. It allows prioritization of AP based on a prediction of late payment risks.

Value for financial leaders:

- Access organization-wide spend visibility
- Optimize AP cash forecast, cash flow
- Gain AP process metrics
- Realize financial KPIs like on-time payment percentages

Value for AP leaders:

- Increase AP value & volumes
- Enhance AP process metrics
- Increase on-time payments
- Decrease cycle times
- Improve matching rates
- Realize cash management KPIs
- Develop payment & discount capture metrics
- Initiate continuous improvement programs
- Determine team productivity metrics

Value for procurement leaders:

- Unlock spend visibility and trends
- Improve spend under management
- Advance category spend and volume
- Better manage spend to supplier ratio
- Locate supplier rationalization opportunities
- Identify bottlenecks and non-compliant spend
- Boost procurement process metrics
- Discover strategic sourcing opportunities

Value for treasury:

- Improve committed spend
- Understand currency exposure
- Plan for future
- Establish budgeting and planning

ABOUT BASWARE Basware is how finance leaders in global enterprises can finally automate their complex, labor-intensive invoice processes and stay compliant with regulatory change. Our AP automation and invoicing platform helps you achieve a new level of efficiency – in a matter of months – while reducing errors and risks. We bring a unique combination of true automation, complete coverage, and deeper expertise to make it all just happen for our customers. That's why the world's most efficient AP departments rely on Basware to handle millions of invoices per year. **Basware. Now it all just happens.** ©Basware 2023

Visit us: [Basware.com](https://www.basware.com)



basware
Now it all just happens™