

Open Converged Wireless SW Group

Thank you for your interest in the Open Converged Wireless Software Project Group.

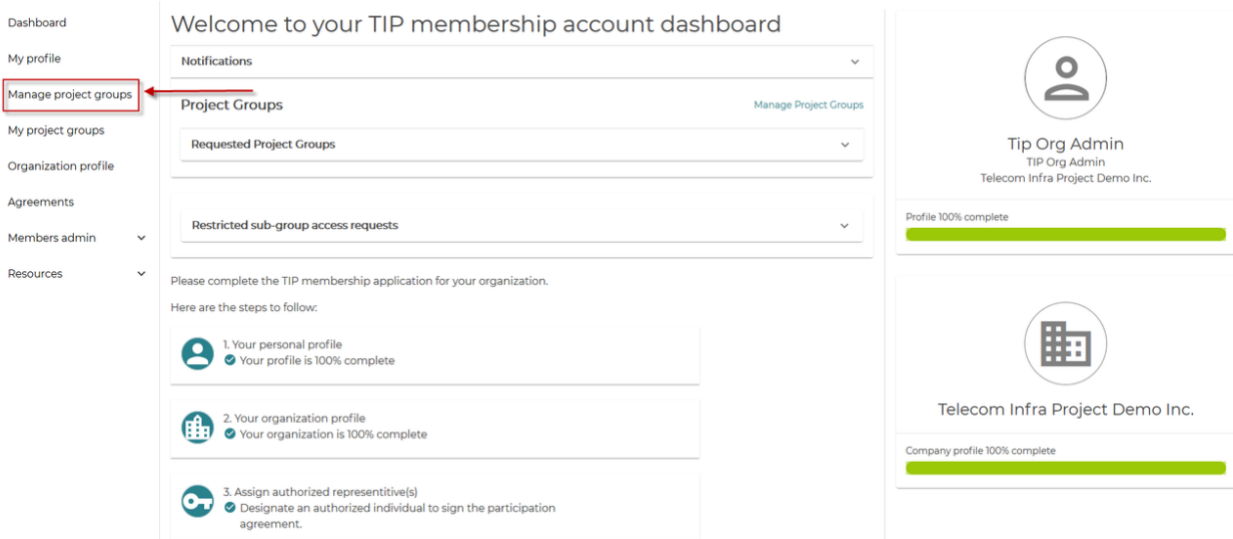
Outlined below is the process to become a TIP participant, join the Open Converged Wireless Software Project Group, and gain access to the TIP tools used for the project.

High level steps:

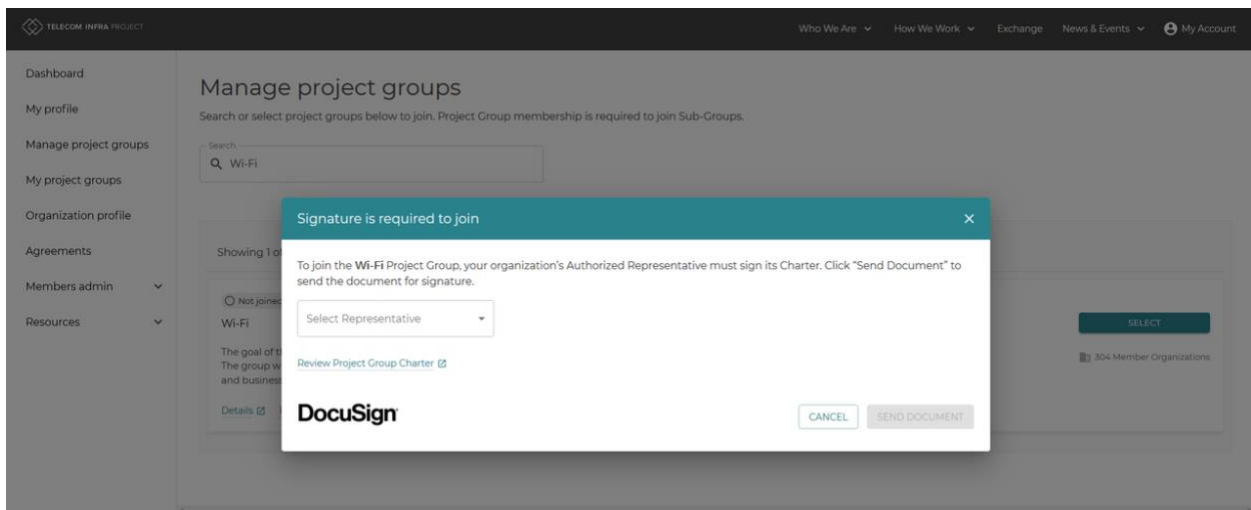
1. **Register your company as a TIP participant** - [Link to sign-up online](#)
 1. During the application process, you will be required to:
 1. Confirm your work email address
 2. Provide your own profile information
 3. Complete your organization's contact information
 4. Provide a Billing Contact
 5. Select Desired participation tier
 6. Designate an Authorized Representative to be sent the GPA for signature
 2. To participate in the Open Converged Wireless Software Group, you will select the Software Participation tier. There are no dues to participate in the software group
 3. Participant applications are typically processed within 3-4 business days. The following information is verified during this process:
 1. Organization email address (TIP does not accept personal emails, including but not limited to Gmail, Hotmail, Outlook)
 2. Organization website that matches email domain
 3. Organization website has actionable items (i.e. no blog space, or website under construction)
 4. Once approved, you will receive a welcome email.
 5. For status on your application or any support needs, please email support@telecominfraproject.com
 6. For reference, all of TIP's organizational documents can be found [here](#)
2. **Join the Open Converged Wireless group**
 1. In TIP's account management portal, your organization's Authorized Representative will be required to sign the project group charter (doc for reference [Link](#)). This allows for members within the organization to participate in the group
 2. Once the charter is signed, you and any colleagues will have the ability to access to the group's tools and resources
3. **Gain access to the TIP release engineering tools** used for the OCW software group (JIRA, Wiki, GitHub, Build, etc...)
 1. Each person from your company will be required to create a TIP account to access the group's tools
 2. Upon signup, you will be automatically provisioned into TIP Atlassian (JIRA/WiKi) system
 3. Associating your GitHub account can be done TIP's account management portal

Signing the project group charter

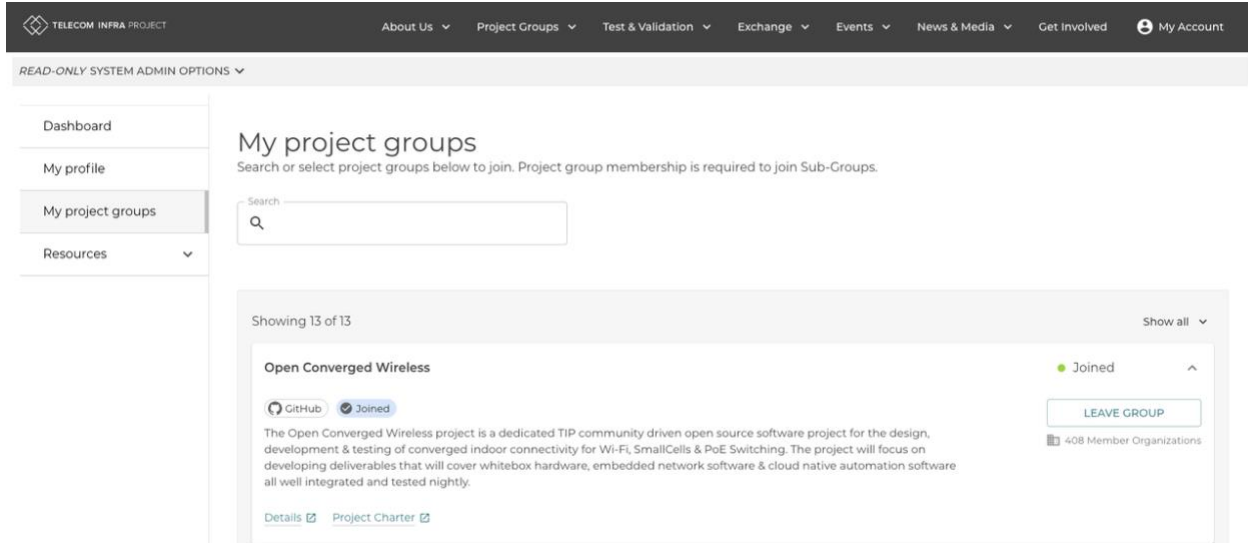
1. The Authorized Representative will be required to sign the charter in TIP's account management portal. Once they login, click on the "Manage Project Groups" on the left side of the screen.



1. On the "Manage project groups" page, find the Open Converged Wireless project group and click on "Select" and choose an authorized representative to "Send Document" too.
 - This document indicates that the organization approves members within the organization to participate within the group.



1. Once the project group charter has been signed, please go in and join the Project Group.



Dashboard

My profile

My project groups

Resources

My project groups

Search or select project groups below to join. Project group membership is required to join Sub-Groups.

Search

Showing 13 of 13

Open Converged Wireless

Joined

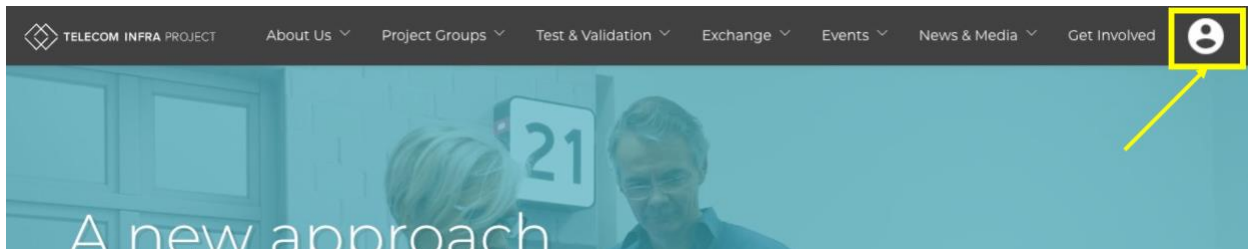
LEAVE GROUP

408 Member Organizations

Details Project Charter

Joining the Open Converged Wireless Group

1. On the TIP main web page, once you login, click on the person icon on the upper right corner

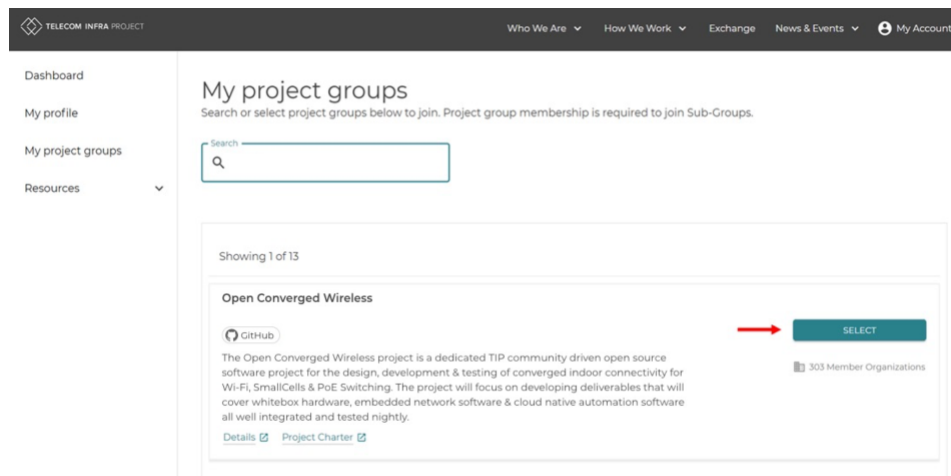


TELECOM INFRA PROJECT

About Us Project Groups Test & Validation Exchange Events News & Media Get Involved

A new approach

1. On the “**My Project Groups**” page, find the Open Converged Wireless group and click on “**Select**” and click on “**Confirm**”, the Authorized Representative of a company is required to sign and accept the charter



TELECOM INFRA PROJECT

Who We Are How We Work Exchange News & Events My Account

Dashboard

My profile

My project groups

Resources

My project groups

Search or select project groups below to join. Project group membership is required to join Sub-Groups.

Search

Showing 1 of 13

Open Converged Wireless

SELECT

303 Member Organizations

Details Project Charter

1. You should receive a welcome email confirming you have joined the Open Converged Wireless software project group, including a link to access the TIP Atlassian.



Confirmation of Project Group membership - Telecom Infra Project



TIP Support <support@telecominfraproject.com>

Yesterday at 11:06 AM

To:



Confirmation of Project Group membership - Telecom Infra Project

Dear

Congratulations, you are now a member of the following Project Group:

Open Converged Wireless Software Project Group - See its activity in [TIP Atlassian](#)

- Please log into TIP Atlassian page
- Click the "Spaces" tab on the top navigation bar.
- Click "View all spaces"
- Click Open Converged Wireless to access space

Membership in a TIP Project Group means you may participate in its meetings and other activities, join discussions on Atlassian, and access documents and resources.

Log in to your TIP membership account to review your Project Group participation:

ACCOUNT LOGIN

Questions? Contact TIP Support or email support@telecominfraproject.com.

Sincerely,

Telecom Infra Project

Note: for any issues please contact support@telecominfraproject.com and please copy Seth Goldstein (PGCM for the Wi-Fi project groups (seth.goldstein@telecominfraproject.com))

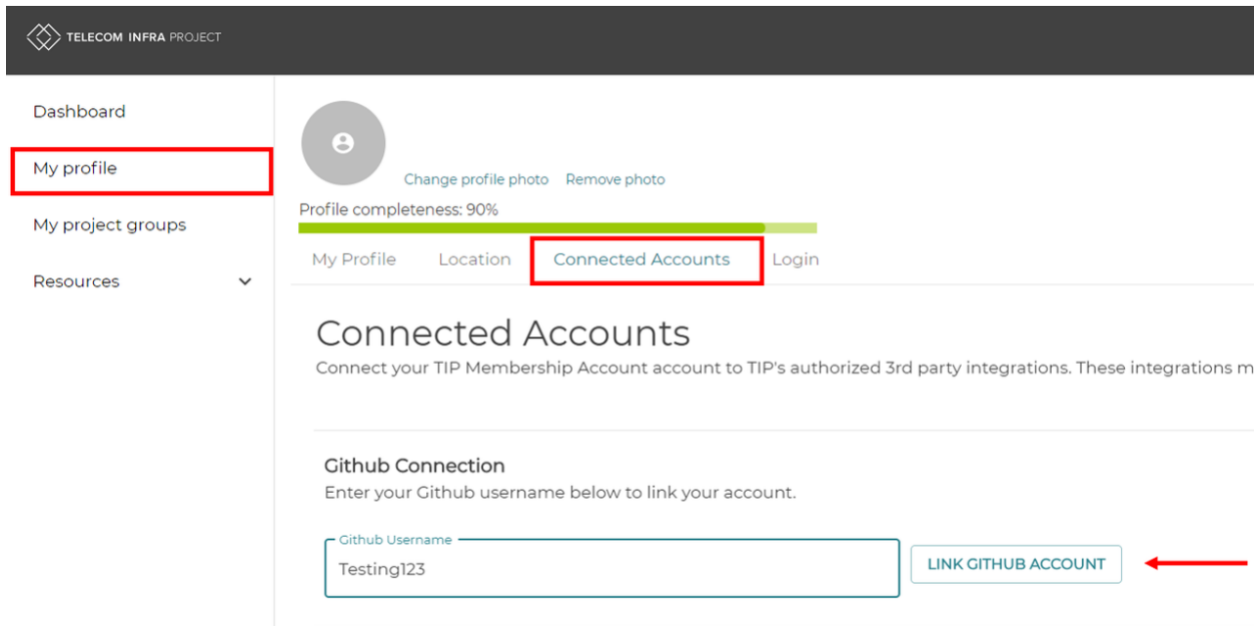
Accessing TIP JIRA & Wiki:

- Upon signup, you will be automatically provisioned into TIP Atlassian (JIRA/Wiki) system
- TIP uses an SSO to access Atlassian. If you enter "tip.build" into your web browser and hit enter, you will be redirected to the TIP login page and where you will use the email address and the password you created when registering for TIP

Accessing TIP Open Wi-Fi repositories on GitHub:

TIP Open WiFi repertoires on GitHub are publicly visible to anyone and are under the TIP GitHub account - [Link](#)

In order to contribute to the code base, you would be required to link the GitHub user account you wish to use via the "Connected Accounts" section on the TIP account management system, once you link your account that would grant you membership into the WiFi team on the TIP GitHub account (all WiFi repositories are prefixed with "wlan-").




Dashboard

My profile

My project groups

Resources ▾

 Change profile photo Remove photo

Profile completeness: 90%

My Profile Location **Connected Accounts** Login

Connected Accounts

Connect your TIP Membership Account account to TIP's authorized 3rd party integrations. These integrations m

Github Connection

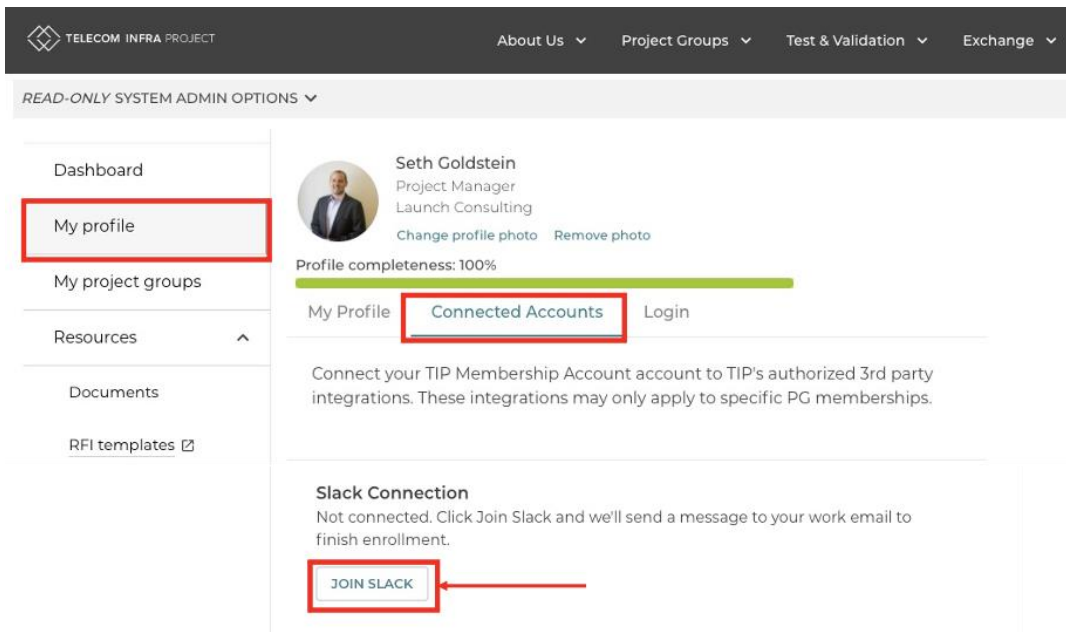
Enter your Github username below to link your account.

Github Username

[LINK GITHUB ACCOUNT](#) ←

Accessing Slack Channels

In order to contribute to access the Slack channels used by the project group, you are required to join Slack via the “Connected Accounts” section on the TIP account management portal. You will click “Join Slack” and will shortly receive an email to the next steps to setup your account.



TELECOM INFRA PROJECT About Us ▾ Project Groups ▾ Test & Validation ▾ Exchange ▾

READ-ONLY SYSTEM ADMIN OPTIONS ▾


Dashboard


My profile

My project groups

Resources ▲

Documents

RFI templates 

 **Seth Goldstein**
Project Manager
Launch Consulting
Change profile photo Remove photo

Profile completeness: 100%

My Profile **Connected Accounts** Login

Connect your TIP Membership Account account to TIP's authorized 3rd party integrations. These integrations may only apply to specific PG memberships.

Slack Connection

Not connected. Click Join Slack and we'll send a message to your work email to finish enrollment.

[JOIN SLACK](#) ←

Slack Invite – Telecom Infra Project



o TIP Support <support@telecominfraproject.com>
To: o seth.goldstein@telecominfraproject.com

Today at 7:54 AM



TELECOM INFRA PROJECT

Slack Invite - Telecom Infra Project

Dear Seth Goldstein,

There are just a few more steps to finish joining Slack conversations for your project groups.

1. Use the "Join Slack" button below to register with Slack.
2. When asked for your email please use seth.goldstein@telecominfraproject.com
3. Please format your display name to be your first and last name followed by the name of your organization in parentheses.
4. For example, if Linda Smith worked for ACME Corp, she would format her display name as Linda Smith (ACME Corp).
5. The process of being added to appropriate Slack conversations may take several minutes.

JOIN SLACK

Questions? Need help with the application process? [Contact TIP Support](#) or email support@telecominfraproject.com.

Sincerely,

Telecom Infra Project

Useful links:

- Atlassian Login - tip.build
- TIP Open WiFi JIRA "All issue" Filter - [Link](#)
- TIP Open WiFi JIRA "All Epic's" Filter - [Link](#)
- TIP Open Converged Wireless WiKi Home page - [Link](#) - note sub-pages in this space for a variety of topics
- Current hardware used for development - [Link](#)
- Early adopter – setting up controller & early AP SW - [Link](#)

What's next:

- Make sure to join the project group calls



- Leverage the tools to see the project progress
- Engage with the community to contribute
- Have fun!