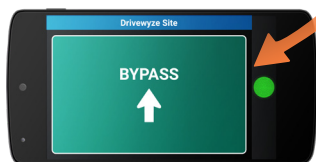


# Drivewyze® PreClear - How it Works



## Get the most from your Bypass Program

With Drivewyze it is **100% legal** to follow the instructions. Always follow the device instructions to stay legal.



Your mobile or electronic logging device will instruct you with:

- 1 Bypass
- 2 Pull In Unless Closed
- 3 Follow Road Signs

## A Notifications at Drivewyze Sites

Drivewyze operates at weigh stations across North America.

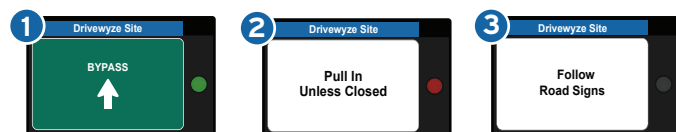
Drivewyze bypass sites are indicated with **bypass supported** text and a **blue banner**.



You will receive heads up alerts **2 miles** and **1 mile** ahead of all weigh stations.



You will then receive **one of three** driving instructions:



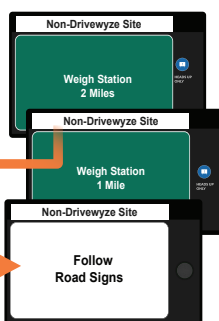
## B Notifications at Non-Drivewyze Sites

At sites not participating in the Drivewyze Bypass Program, you will receive the following notifications:

Watch for the 2 mile and 1 mile heads up alerts indicated as **Non-Drivewyze Sites**.



You will then receive a driving instruction to **Follow Road Signs**.



## C Recall Last Driving Instructions



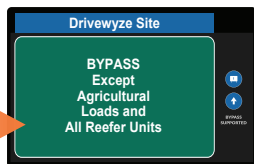
- 1 Go to **Show Officer** from the Main Menu or Dashboard
- 2 Tap on ⌚ to display previous instructions
- 3 Your most recent driving instruction will appear at the top.



## D Bypass Florida Agriculture Inspection Sites

If your fleet has opted into the Florida Ag bypass program, you may receive a **conditional bypass**.

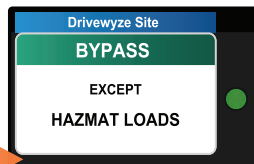
Bypass unless hauling: refrigerated loads, agriculture, aquaculture, horticulture, or livestock.



## E Bypasses for HAZMAT Haulers

Some sites require you to pull into the station if you are carrying **hazardous materials**.

If your fleet has designated itself as a Hazmat hauler with Drivewyze, you may receive a different notification at these Hazmat-restricted sites.



## Reminder: Audio Alerts at All Sites

Please remember to turn your device sound on, as Drivewyze provides **audio alerts** [ 🔊 ]

## Where Can You Get Bypasses?

Drivewyze provides bypass coverage at more sites than any other bypass service, nationwide. View current coverage at:

[www.drivewyze.com/coverage-map](http://www.drivewyze.com/coverage-map)

## Bypasses at 'Mobile Sites'?

With Drivewyze, vehicles are eligible to receive bypasses at both standard weigh stations as well as "mobile" inspection sites, which are temporary sites set up by law enforcement.

## Bypasses at Weigh In Motion (WIM) Sites?

Sites in some states require WIM measured truck weight to give a bypass instruction. When approaching a WIM site be sure to follow road signs and drive in the right most lane to ensure an accurate weight reading.

Vehicles that do not drive over the WIM at sites where it is required will not be eligible to bypass and will be required to pull-in.

## Privacy and Safety

Bypass requests only submit license plate, VIN, CVOR and USDOT. Driver information is NOT shared. Bypass events logs are not certified for speed enforcement and cannot be used to issue speeding tickets.

Drivers must always follow safe driving practices and never follow in cab signals if doing so poses a risk to safe driving. This includes moving safely into the lane nearest the eventual weigh station exit. If a driving instruction is delayed, always choose to pull-in safely rather than wait for an instruction.

## Questions/Support and Online User Guide

For a complete overview of Drivewyze, including a helpful training video, visit: [www.drivewyze.com/preclear/user-guide](http://www.drivewyze.com/preclear/user-guide)