




With Drivewyze it is 100% legal to follow the instruction.

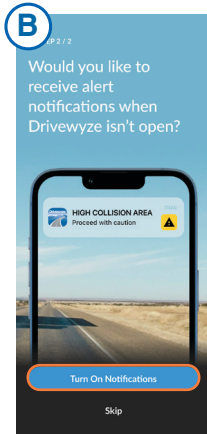
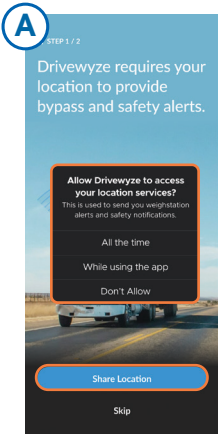


Your device will instruct you with:

- 1 *Bypass*
- 2 *Pull In Unless Closed*
- 3 *Follow Road Signs*

Always follow the device instruction to stay legal.

1 Login to the app To get started with Drivewyze on your device



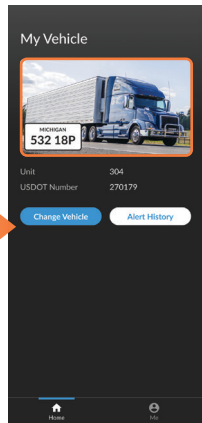
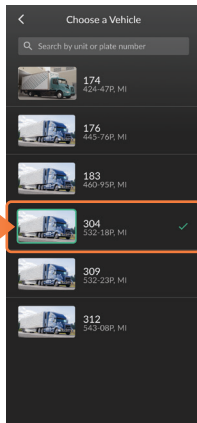
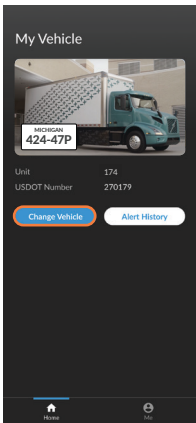
Enable permissions.

Before you are able to receive bypasses, you will need to grant the following permissions within the mobile app

Android users will need to allow Drivewyze to display over other apps so you can receive alerts outside of the app

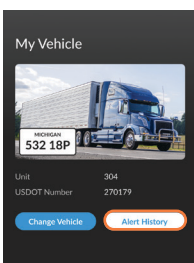
2 Select a Vehicle.

Before starting your day, click the **Change Vehicle** button and select the appropriate vehicle from the list



3 Recall Alert History

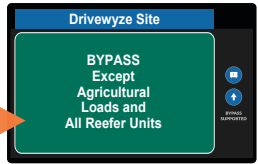
View previous bypass instructions, click on **Alert History** button



3 Bypass Florida Agriculture Inspection Sites

If your fleet has opted into the Florida Ag bypass program, you may receive a **conditional bypass**.

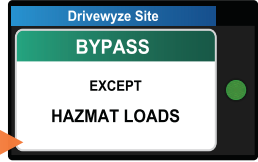
Bypass unless hauling: refrigerated loads, agriculture, aquaculture, horticulture, or livestock.



4 Bypasses for HAZMAT Haulers

Some sites require you to pull into the station if you are carrying **hazardous materials**.

If your fleet has designated itself as a Hazmat hauler with Drivewyze, you may receive a different notification at these Hazmat-restricted sites.



Where Can You Get Bypasses?

Drivewyze provides bypass coverage at more sites than any other bypass service, nationwide. View current coverage at:

www.drivewyze.com/coverage-map

Bypasses at 'Mobile Sites'?

With Drivewyze, vehicles are eligible to receive bypasses at both standard 'fixed' sites as well as 'mobile' inspection sites. Mobile sites are temporarily set up at a location where there is no existing station house or static scale

Bypasses at Weigh In Motion (WIM) Sites?

Sites in some states require WIM measured truck weight to give a bypass instruction. When approaching a WIM site be sure to follow road signs and drive in the right most lane to ensure an accurate weight reading.

Vehicles that do not drive over the WIM at sites where it is required will not be eligible to bypass and will be required to pull-in.

Privacy and Safety

Bypass requests only submit license plate, VIN, CVOR and USDOT. Driver information is NOT shared. Bypass events logs are not certified for speed enforcement and cannot be used to issue speeding tickets.

Drivers must always follow safe driving practices and never follow in cab signals if doing so poses a risk to safe driving. This includes moving safely into the lane nearest the eventual weigh station exit. If a driving instruction is delayed, always choose to pull-in safely rather than wait for an instruction.

Bypass Restrictions and Online User Guide

For a complete overview of Drivewyze, including state specific bypass restrictions, view this User Guide online

