

Get the most from your Bypass Program

With Drivewyze it is **100% legal** to follow the instruction. Always follow the device instruction to stay legal.



Your HOS device will instruct you with:

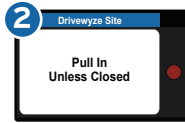

- 1 Bypass
- 2 Pull In Unless Closed
- 3 Follow Road Signs

A Notifications at Drivewyze Sites

At all sites, you will receive *heads up* notifications at **2-miles** and **1-mile**. Drivewyze bypass sites are indicated with **bypass supported** text and a **blue banner**.



You will then receive **one** of **three** driving instructions:



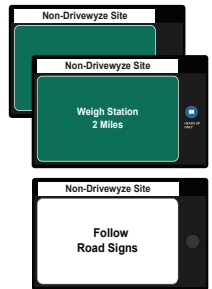
(Follow these messages to stay legal)

B Notifications at Non-Drivewyze Sites

At sites not participating in the Drivewyze Program, you will receive the following notifications:

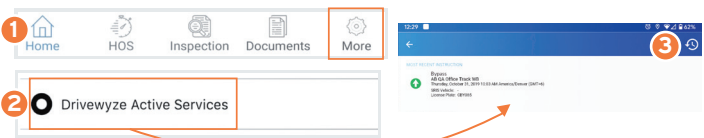
2-mile and 1-mile *heads-up* alerts indicated as **Non-Drivewyze**.

You will then receive a driving instruction to **Follow Road Signs**.



C Recall Last Driving Instructions

You may be asked by law enforcement to show your most recent instruction, to verify you received a legal bypass.



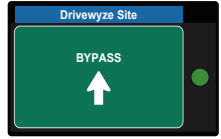
- 12 Go to **Drivewyze** from the Main Menu or Dashboard
- 3 Tap on to display previous instructions.



D Bypass Florida Agriculture Inspection Sites

If your fleet has opted into the Florida Ag bypass program, you may receive a **conditional bypass**.

Bypass unless hauling: refrigerated loads, agriculture, aquaculture, horticulture, or livestock.



Reminder: Audio Alerts at All Sites

Please remember to turn your device sound on, as Drivewyze provides **audio alerts** [📢]

Where Can You Get Bypasses?

Drivewyze provides bypass coverage at more sites than any other bypass service, nationwide. View current coverage at:

www.drivewyze.com/coverage-map

Drivewyze has integrated with electronic road signage at some locations. In this case, when your Drivewyze driving instruction is **Follow Road Signs**, obey the electronic road signage instructions.

Bypasses at 'Mobile Sites'?

With Drivewyze, vehicles are eligible to receive bypasses at both standard 'fixed' sites as well as 'mobile' inspection sites. Mobile sites are temporarily set up at a location where there is no existing station house or static scale

Bypasses at Weigh In Motion (WIM) Sites?

Sites in some states require WIM measured truck weight to give a bypass instruction.

When approaching a WIM site be sure to follow road signs and drive in the right most lane to ensure an accurate weight reading.

Vehicles that do not drive over the WIM at sites where it is required will not be eligible to bypass and will be required to pull-in.

Privacy and Safety

Bypass requests only submit license plate, VIN, CVOR and USDOT. Driver information is NOT shared. Bypass events logs are not certified for speed enforcement and cannot be used to issue speeding tickets.

Drivers must always follow safe driving practices and never follow in cab signals if doing so poses a risk to safe driving. This includes moving safely into the lane nearest the eventual weigh station exit. If a driving instruction is delayed, always choose to pull-in safely rather than wait for an instruction.



Online User Guide

For a complete overview of Drivewyze, including a helpful training video, visit: www.drivewyze.com/fleethunt-guide



Additional Questions/Support



- 1-888-448-4868 support@fleethunt.ca