

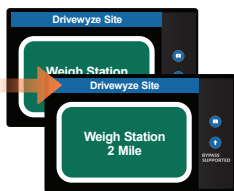
WEIGH STATION BYPASS HOW IT WORKS

1 Drivewyze Bypass Sites

There are 800+ participating sites.

At these sites, you will receive

- 2-mile and 1-mile heads up alerts, indicated by a blue light & banner:



- You will then receive **one of three** driving instructions:



Bypass the site



Pull in to the site



Instruction shown on electronic sign

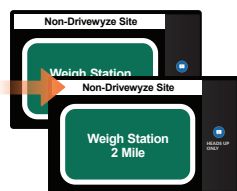
2 Non-Drivewyze Sites

At sites not participating in the Drivewyze Program, you will receive the following notifications:

- 2-mile and 1-mile heads-up alerts indicated as Non-Drivewyze.

You will then receive a driving

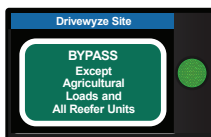
- instruction to **Follow Road Signs**.



3 Florida Ag Inspection Sites

- If your fleet has opted into the Florida Ag bypass program, you may receive a **conditional bypass**.

Bypass unless hauling: refrigerated loads, agriculture, aquaculture, horticulture, or livestock.



4 Recall Last Driving Instruction

To show your most recent driving instruction, tap on the Drivewyze logo.



Reminder: Audio Alerts at All Sites

Please remember to turn your device sound on, as Drivewyze provides **audio alerts** [🔊]

Online User Guide

For a complete overview of Drivewyze, including a helpful training video, visit: drivewyze.com/drivertech-guide

Additional information (see reverse)

Privacy and Safety

Bypass requests only submit license plate, VIN, and USDOT. Driver information is NOT shared. Bypass events logs are not certified for speed enforcement and cannot be used to issue speeding tickets.

Drivers must always follow safe driver practices and never follow in cab signals if doing so poses a risk to safe driving.

Always be prepared to report to inspection sites; this includes moving safely into the lane nearest the eventual weigh station exit. If a driving instruction is delayed, always choose to pull-in safely rather than wait for an instruction.

Where Can You Get Bypasses?

View current coverage at: www.drivewyze.com/coverage-map

Drivewyze has integrated with electronic road signage at some Louisiana locations. When your Drivewyze driving instruction is **Follow Road Signs**, obey the electronic road signage instructions.

Drivewyze Bypass Restrictions

All drivers hauling **Oversize** or **Overweight** loads must ignore bypass commands and pull into inspection sites, in all states.

However, note these state-based exceptions:

- **KS** – Oversize / Overweight LCV's with KTA permit at South Haven Site only can follow bypass commands
- **MS** – Approved manufactured housing haulers can follow bypass commands
- **NV** – Oversize loads can follow bypass commands
- **ON** – Oversize / Overweight loads can follow bypass commands

California Screening Rules: Drivers hauling hazardous materials, flammable liquids, or hazardous waste are permitted to follow bypass commands

In the following states all drivers **must pull in**:

- **AL** – Agriculture, livestock, or bulk fuel loads
- **AR** – Placard-bearing Hazmat and Hazwaste loads
- **AZ** – Hazmat loads
- **CO** – Piggy-back / drive-away loads
- **CT** – Placard-bearing Hazmat and Hazwaste loads
- **ID** – Vehicles with an Overlegal permit (not Excess Weight or Extra Length)
- **IN** – Agricultural loads **and/or** livestock loads
- **KY** – Placard-bearing Hazmat loads **and/or** vehicles with over-dimension permit
- **MA** – All Placarded Flammable loads must report for inspection
- **MD** – All drivers hauling Placarded Hazardous Materials and Hazardous Waste
- **MS** – Private carriers transporting taxable petroleum products
 - All "permitted" loads must report for inspection
- **MT** – Overwide loads greater than 10ft, Overheight loads greater than 15ft. 6in, and Overlength loads longer than 110ft. (including permitted loads)
- **NM** – Must obtain a New Mexico Weight Distance Tax (WDT)
 - Unlicensed Hazmat loads **and/or** Unpermitted piggy-back / drive-away loads
- **OH** – Hazmat loads
- **OR** – All vehicles must report to the first Port of Entry when arriving in the state.
 - All vehicles must report when hauling radioactive material unless an electronic permit has been filed.
- **UT** – All non-divisible loads and unpermitted oversize/overweight loads
- **WV** – Placard-bearing Hazmat loads
 - All vehicles operating with an over-dimension permit

Drivewyze recommends using a single bypass service to prevent conflicts. Pull-in commands from Drivewyze or any other bypass program must be followed. Therefore, if a driver is operating more than one transponder or bypass program, a pull-in command by any one of them must be followed if the station is open. Failure to do so **may result in a citation by enforcement agencies**.

Check www.drivewyze.com/bypass-restrictions for the up-to-date list.



Additional Questions/Support



support@drivertech.com (Response within 24 hrs)

801-468-0999 (Mon-Fri 9AM - 5PM)