

## 1 Drivewyze Bypass Sites

There are 700+ participating sites.

At these sites, you will receive

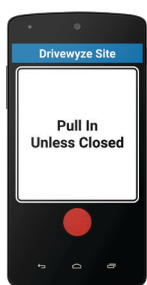
- 2-mile and 1-mile heads up alerts, indicated by a blue light & banner:



- You will then receive **one** of **three** driving instructions:



Bypass the site



Pull in to the site



Instruction shown on electronic sign

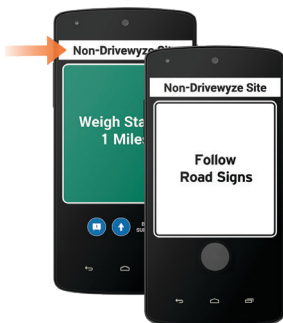
## 2 Non-Drivewyze Sites

At sites not participating in the Drivewyze Program, you will receive the following notifications:

- 2-mile and 1-mile heads-up alerts indicated as Non-Drivewyze.

You will then receive a driving

- instruction to **Follow Road Signs**.



## 3 Florida Ag Inspection Sites

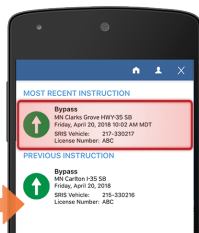
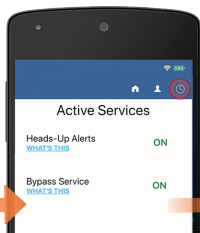
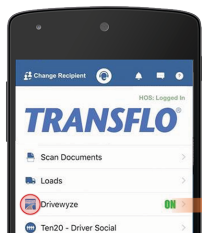
If your fleet has opted into the Florida Ag

- bypass program, you may receive a **conditional bypass**.

Bypass unless hauling: refrigerated loads, agriculture, aquaculture, horticulture, or livestock.



## 4 Recall Last Driving Instruction



Additional information (see reverse) .....



## Online User Guide

---

For a complete overview of Drivewyze, including a helpful training video, visit: [www.drivewyze.com/transflo-guide](http://www.drivewyze.com/transflo-guide)

## Privacy and Safety

---

Bypass requests only submit license plate, VIN, and USDOT. Driver information is NOT shared. Bypass events logs are not certified for speed enforcement and cannot be used to issue speeding tickets.

Drivers must always follow safe driver practices and never follow in cab signals if doing so poses a risk to safe driving.

Always be prepared to report to inspection sites; this includes moving safely into the lane nearest the eventual weigh station exit. If a driving instruction is delayed, always choose to pull-in safely rather than wait for an instruction.

## Where Can You Get Bypasses?

---

Drivewyze provides bypass coverage at more sites than any other bypass service, nationwide. View current coverage at:

[www.drivewyze.com/coverage-map](http://www.drivewyze.com/coverage-map)

Drivewyze has integrated with electronic road signage at some Louisiana locations. When your Drivewyze driving instruction is **Follow Road Signs**, obey the electronic road signage instructions.

## Drivewyze Bypass Restrictions

---

All drivers hauling **Oversize** or **Overweight** loads must ignore bypass commands and pull into inspection sites, in all states.

However, note these state-based exceptions:

- **CO** – LCVs with an annual permit can follow bypass commands
- **KS** – LCVs with KTA permit at South Haven Site only, follow bypass command
- **MS** – Approved manufactured housing haulers can follow bypass commands
- **NV** – Oversize loads can follow bypass commands

In the following states all drivers **must pull in**:

- **AL** – Agriculture, livestock, or bulk fuel loads
- **AR** – Placard-bearing HAZMAT and Hazwaste loads
- **AZ** – Placard bearing HAZMAT and Hazwaste loads
- **CA** – Placard and Non-placard HAZMAT and Hazwaste loads
- **CO** – Piggy-back/drive-away loads
- **CT** – Placard bearing HAZMAT and Hazwaste loads
- **ID** – Vehicles with an Overlegal permit (not Excess Weight or Extra Length)
- **IN** – HAZMAT loads **and/or** Livestock loads
- **MA** – Placard bearing HAZMAT and Hazwaste loads
- **MS** – Private carriers transporting taxable petroleum products
- **MT** – Over-wide loads (wider than 9 ft.)
- **NM** – Must obtain a New Mexico Weight Distance Tax (WDT) Electronic Permit  
– Unlicensed Hazmat loads **or** Un-permitted piggy-back/drive-away loads
- **UT** – Livestock and Agriculture loads (incl. bees)  
– Un-permitted Oversize/Overweight loads
- **WV** – Unlicensed Hazmat

Check [www.drivewyze.com/bypass-restrictions](http://www.drivewyze.com/bypass-restrictions) for the up-to-date list



## Additional Questions/Support

---

**TRANSFLO**<sup>®</sup>

Transflo support is staffed from  
8AM to 6PM ET on Weekdays.

(813) 386-2327

[support@transflo.com](mailto:support@transflo.com)