

Mirka® DEROS RS 600X

Powerful rotary sanding with less noise, vibration, and effort

The Mirka® DEROS RS 600X excels in coarse sanding tasks. Using an ergonomic approach, it works fast and stays dust-free.






Despite its robust power, this rotary sander maintains a surprisingly smooth operation, offering a remarkably quiet and easily maneuverable solution for tackling rough materials. Weighing 20% less than competitive products, DEROS RS 600X is an impressive workhorse that can be used for paint stripping, floor and stair sanding, finishing teak decks, and more.



KEY FEATURES:

- Balance between fast stock removal and surface protection
- Powerful, brushless motor – long life with low maintenance
- Low noise and vibration - comfortable to operate
- Multiple extraction points efficiently eliminate dust
- Multi-Purpose - fits a wide range of materials and applications
- Select from multiple operating modes for various uses

APPLICATIONS:

-  **Construction & Decoration**
-  **Woodworking**
-  **Marine Industry**
-  **Composite**
-  **Automotive Refinishing**



Watch Mirka DEROS RS 600X
in action on our YouTube channel

Contact your local Mirka rep today to learn more.

USA: 800-843-3904 mirka.com/en-us
Canada: 855-234-6385 mirka.com/en-ca

MIRKA

DEROS RS 600X



Part Number	Model Number	Size	Orbit	RPM	Pad Face	Weight	Watts	Noise	Vib m/s ²
MRS60011CAUS	RS 600X	6"	NA	700 - 2500	Multi-Hole, Grip	4 lbs	750	61	1.6
MRS6001100US	RS 600X (without case)								

Recommended Products

916GV48	Backup Pad 6" Grip 48H 130g, 1/Pkg
916SGV48	Backup Pad 6" Grip 48H 130g Soft, 1/Pkg
MRS6011511	Dust Shroud for DEROS RS
9166-5	Interface Pad 6"x.2" Grip 67H, 5/Pkg
9956	Pad Protector 6"x.12" Grip 67H, 5/Pkg
AH-241-XXX	ABRANET® ACE HD 6" Grip Discs
UL-6MF-XXX	ULTIMAX® LIGNO Multift 6" Grip Discs
24-6MH-XXX	IRIDIUM™ 6" Grip 121H Discs
FY-6MF-XXX	GALAXY 6" Grip Multift Discs
40-624-XXX	COARSE CUT 6" Grip 6H Discs



Control Panel

Controls are conveniently located for easy access during operation. The LED bar displays RPM for accurate control, while the +/- buttons allow for precise speed adjustments. Additional functions include: Lock, On/Standby, and Start/Stop controls.

Ramp-Up Mode

Ramp-Up gradually increases to a selected speed as pressure is applied and decreases the speed as pressure is reduced. This allows you to start slow and increase as needed, minimizing the risk of damaging the workpiece.

Dust Shroud

For optimal dust collection, especially when using coarse abrasives, the dust shroud directs dust away from the working surface and into the dust extraction system. Included in the tool package and sold separately.