

Global Payments Countertop – Desk/5000 V1.0 IP

Download procedure

The download procedure should match your terminal type. Do not modify any parameters during a download if not specified in the procedure. You can exit the download procedure at any time by repeatedly pressing the red **[Cancel]** button. In case of any problem, please call Global Payments' Help Desk at 1-800-263-2970 – select the “technical support” option – and our agent will guide you through the download procedure.

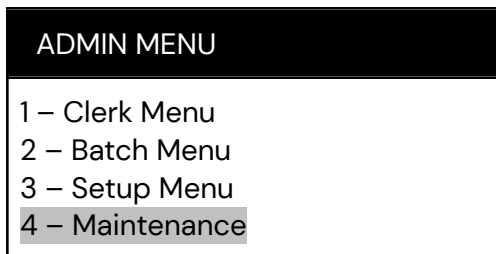
Complete the end-of-day settlement prior to performing the download on your Countertop – Desk/5000 terminal.

Step 1



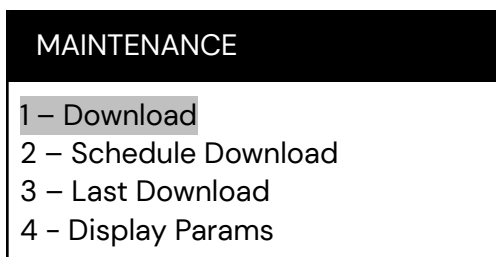
At the home screen, press the administrator **[.,#*]** key or tap **ADMIN** on home screen for the Administrator menu.

Step 2



Press Maintenance

Step 3



Press Download

Step 4

DOWNLOAD	
1	- Setup
2	- Start Download

Press 1 - Setup

Step 5

TMS PARAMETERS	
<input type="radio"/>	1. Dial
<input checked="" type="radio"/>	2. Ethernet
	Enter

Press 2 - Ethernet, press Enter

Step 6

TMS-ETHERNET	
	SSL?
<input checked="" type="radio"/>	1-ON
<input type="radio"/>	2-OFF

Press 1- ON

Step 7

TMS-ETHERNET	
Primary URL/IP	INGTMS.GLOBALPAYCAN.COM
Primary Port	443
Secondary URL/IP	INGTMS.GLOBALPAYCAN.COM
Secondary Port	443
TMS Identifier	XXXXXXXX

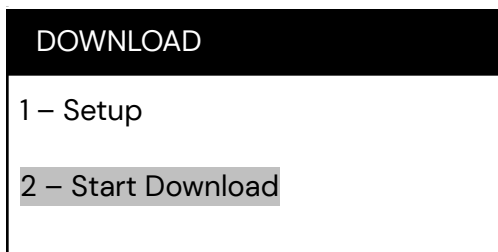
Verify the Primary URL/IP INGTMS.GLOBALPAYCAN.COM is displayed on the screen.

Verify the Primary Port 443 is displayed on the screen.

Verify the Secondary URL/IP INGTMS.GLOBALPAYCAN.COM is displayed on the screen

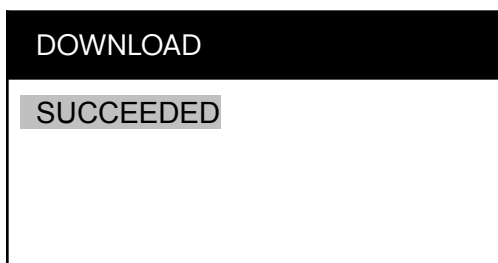
- Verify the Primary Port 443 is displayed on the screen.
- Scroll down to TMS Identifier, verify the terminal ID
- Press Enter to Confirm

Step 8



Press 2-Start Download. Note that this download time might take approximately 20 minutes, depending on your internet connectivity status

Step 9



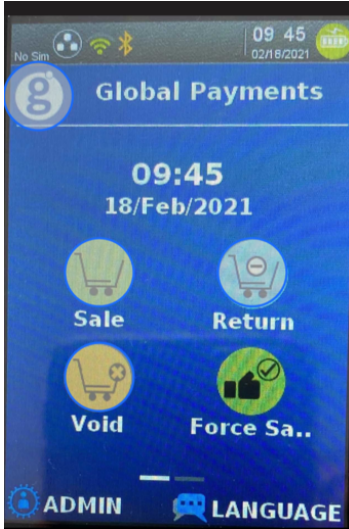
- Once Download completed, SUCCEEDED message will appear on the screen
- Terminal will reboot and print: "PARAMETER DATA UPDATE" "SUCCEEDED"

Download has been completed; the terminal will reboot. At the home screen, you can continue processing transactions on your terminal.

Installment application

If you have enabled Global Payments Installment, please follow the steps below to confirm the app has been downloaded successfully.

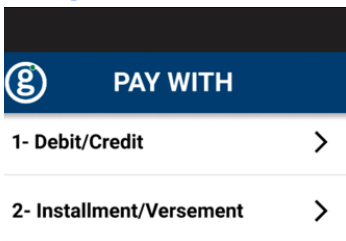
Step 1 – Select Sale in the Main Menu



Step 2 – Enter a sale amount



Step 3 – Select Installment/Versement



Step 4 – You will see a screen “Check Installment”, which indicates that your download is successful. You may select **Cancel** to exit back to Main menu.

