

This guide is only intended for the United Kingdom and Ireland

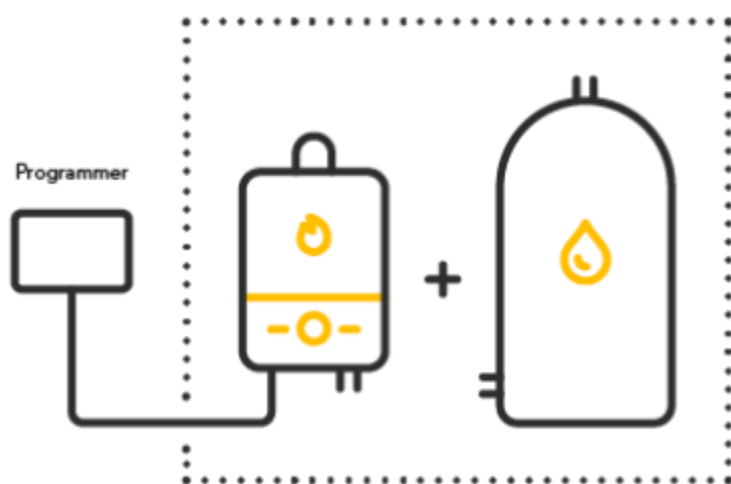
## General

- You will receive specific DIY instructions, tailor made for your heating system via the tado° app.
- Generic installation manuals for professional-installers can be found on [tado.com/professional-manuals](https://tado.com/professional-manuals).

## Installation on different heating setups

Compatibility and how you install tado° differ depending on your heating system. The two most common systems are system boilers (with external hot water tank) or combi boilers (with hot water on demand):

### Heating systems with an external hot water tank (S-plan, Y-plan setups)



- tado° is compatible with both gravity fed heating systems and fully pumped heating systems.
- tado° is only compatible with system boilers if a dual relay, heating/hot water programmer is present in the system.
- tado° can be installed to replace an existing controller.
- tado° can not be wired directly to system boilers.

### Heating systems without an external hot water tank (combi boilers)



- tado° can be installed:
  - wired directly to the boiler.
  - to replace an existing controller.
- For combi boilers, check the compatibility of your boiler on the list on the next page.

## Other heating setups

While system and combi boilers are the most common type of heating systems, tado° can also be compatible with other types of heating systems as mentioned below.

### Underfloor heating






- tado° is almost always compatible with water-based underfloor heating.
- tado° Smart Thermostats can be installed to replace existing wired relay (on/off) thermostats.
- tado° is not compatible with electric underfloor heating.
- tado° is not compatible with underfloor cooling.

### District heating and block heating

- tado° is almost always compatible with district heating and block heating.
- If you already have a wall thermostat controlling heating, it can be replaced with a tado° Smart Thermostat.
- If you are currently not using a wall thermostat for your district or block heating with radiators, then you should use our Starter Kit - Smart Radiator Thermostat V3+ plus additional Smart Radiator Thermostats to control each radiator. A tado° Smart Thermostat is not needed in this case.

### Combi boiler compatibility

- The list below is based on systems with one heating circuit, if your boiler supplies multiple heating circuits, please contact our support team and provide us with as much information as possible about your current heating setup.

Boiler brand	Type	Compatible
Alpha 	All types	✓
Ariston 	All types	✓
Baxi 	All types	✓
Biasi 	All types	✓
Bosch 	All types	✓
British Gas 	All types	✓
Ferroli 	All types	✓
Glowworm 	All types	✓
Grant 	All types	✓
Heatline 	All types	✓
Ideal 	All types	✓
Intergas 	All types	✓
Keston 	All types	✓

Boiler brand	Type	Compatible
Main 	All types	✓
Potterton 	All types	✓
Remeha 	All types	✓
Vaillant 	With fitted VRC-410/410s or VRC-420/420s boiler controller	✗
	With fitted multiMATIC 700 boiler controller	✗
	All other types	✓
Viessmann 	Without any fitted boiler controller	✓
	With fitted Vitotronic-100 boiler controller	✓
	With fitted Vitotronic 200/300 (GW..., HO...,KW...,KO....) boiler controller	✗
	All other types	Contact us and provide the exact make and model number of the boiler and thermostat
Warmflow 	All types	✓
Worcester 	All types	✓

If your boiler brand is not on this list, please contact our support team to get a product consultation for your specific heating system. Please note: While tado° works with a great range of heating systems, there may be a few that tado° currently does not support. In some cases, the compatibility depends on your complete heating setup. Please bear in mind that all information in this guide is indicative and in no way exhaustive.