

ACTION PLAN

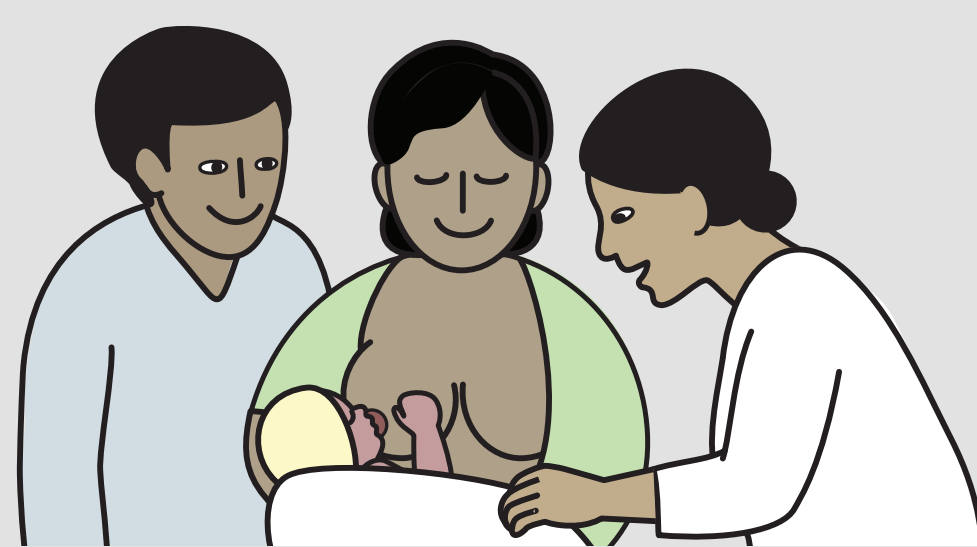
Essential Newborn Care 2

Assessment and Continuing Care

60 min

90 min

Record and use data – Provide respectful care – Prevent infection



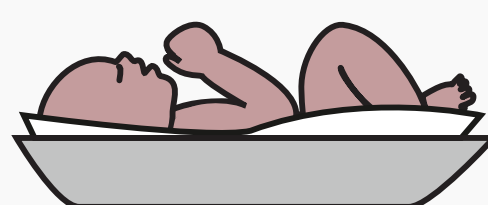
Identify risk factors

Assess

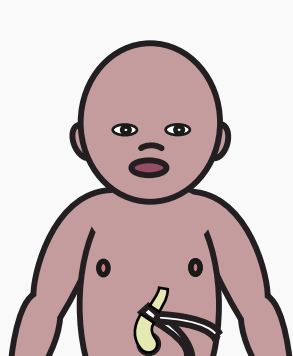
Prevent disease



Temperature




Weight



Exam



Eye care



Cord care



Vitamin K

If at any time
DANGER SIGN
immediately
give antibiotics
and seek advanced care

CLASSIFY

ROUTINE

Weight $\geq 2500\text{g}$
Temp $36.5 - 37.5^\circ\text{C}$
Feeding well. Normal exam



Maintain
normal
temperature



Support
breastfeeding

Advise about
breast feeding
problems

Reassess for
discharge



Immunize
Advise about
home care

INTERMEDIATE

Weight $1500 - <2500\text{g}$, Temp $35.5 - 38^\circ\text{C}$
Feeding difficulty. Risk of infection




Maintain skin-to-skin
Support breastfeeding
Treat risk of infection

REASSESS

Low weight or
low temperature

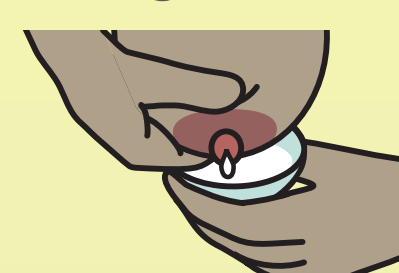


Provide
continuous
skin-to-skin




Improve
thermal care

Feeding difficulty



Express
breast milk



Feed with cup
or tube



Transition to
exclusive
breastfeeding

REASSESS

Improved

Prepare for
discharge

Low weight



Immunize
Advise about home care
and community support

ADVANCED

DANGER SIGNS
Breathing >60
Chest indrawing
Temp $<35.5^\circ\text{C}$ or
 $>38^\circ\text{C}$
Not feeding
No movement
Convulsions

Weight $<1500\text{g}$
Severe
malformation
Birth injury

Severe
jaundice

Poor
weight gain



Give
antibiotics



Stabilize
for referral as
needed